

May 1, 2020

PROSPECTUS

BOOKLET

INCLUDES COMBINED PROSPECTUS FOR:

SCUDDER DESTINATIONSSM ANNUITY

And

FARMERS[®] VARIABLE ANNUITY I

Also includes prospectuses for certain portfolios of:

AIM Variable Insurance Funds

The Alger Portfolios

Deutsche DWS Investments VIT Funds

Deutsche DWS Variable Series I

Deutsche DWS Variable Series II

BNY Mellon Investment Portfolios

BNY Mellon Sustainable U.S. Equity Portfolio, Inc.

Janus Aspen Series

PIMCO Variable Insurance Trust

A tax-deferred variable, fixed and market value-adjusted annuity
Issued by: Zurich American Life Insurance Company

This cover is not part of the prospectus

TABLE OF CONTENTS

	<u>Page</u>
Scudder DestinationsSM Annuity/Farmers[®] Variable Annuity I	1
AIM Variable Insurance Funds (Invesco Variable Insurance Funds) (Series I Shares):	98
Invesco V.I. Managed Volatility Fund	98
The Alger Portfolios (Class I-2 Shares):	102
Alger Balanced Portfolio	102
Alger Capital Appreciation Portfolio	107
Deutsche DWS Investments VIT Funds (Class A Shares):	111
DWS Equity 500 Index VIP	111
Deutsche DWS Variable Series I (Class A Shares):	116
DWS Bond VIP	116
DWS Capital Growth VIP	122
DWS Global Small Cap VIP	127
DWS Core Equity VIP	132
DWS CROCI [®] International VIP	136
Deutsche DWS Variable Series II (Class A Shares):	142
DWS Global Income Builder VIP	142
DWS Global Equity VIP	150
DWS Small Mid Cap Value VIP	155
DWS International Growth VIP	160
DWS High Income VIP	165
DWS CROCI [®] U.S. VIP	170
DWS Government Money Market VIP	175
DWS Small Mid Cap Growth VIP	179
BNY Mellon Investment Portfolios (Initial Share Class):	184
MidCap Stock Portfolio	184
BNY Mellon Sustainable U.S. Equity Portfolio, Inc. (Initial Share Class)	188
Janus Aspen Series (Institutional Shares):	192
Janus Henderson Forty Portfolio	192
PIMCO Variable Insurance Trust (Administrative Shares):	196
PIMCO International Bond Portfolio (U.S. Dollar-Hedged)	196
PIMCO Low Duration Portfolio	200

Individual and Group Variable, Fixed, and Market Value Adjusted Deferred Annuity
Contracts
Issued by

Zurich American Life Insurance Company
Through
ZALICO Variable Annuity Separate Account

Home Office

1299 Zurich Way
Schaumburg, Illinois 60196

www.zurichamericanlifeinsurance.com

Service Center

Scudder DestinationsSM Service Team
PO Box 19097
Greenville, SC 29602-9097
Phone: 1-800-449-0523 (toll free)
8:30 a.m. to 6:00 p.m. Eastern Time M-F

Prospectus
May 1, 2020

**Scudder
DestinationsSM
Annuity/Farmers
Variable Annuity I**

This Prospectus describes the Scudder DestinationsSM Annuity and the Farmers Variable Annuity I, each a variable, fixed and market value adjusted deferred annuity contract (the Scudder DestinationsSM Annuity and the Farmers Variable Annuity I are each referred to herein as a “Contract”) offered by Zurich American Life Insurance Company (“we” or “ZALICO”). The Scudder DestinationsSM Annuity contracts are identical to the Farmers Variable Annuity I contracts except that they have different marketing names and were sold through different arrangements. The Contract is designed to provide annuity benefits for retirement that may or may not qualify for certain federal tax advantages. Depending on particular state requirements, the Contract may have been issued on a group or individual basis. **The Contracts are currently not being issued.**

Investing in these Contracts involves risk, including possible loss of some or all of your investment.

You may allocate Purchase Payments to one or more of the variable options or the Fixed Account Option, or the Market Value Adjustment (“MVA”) Option (the “MVA Option”) in states where an MVA is authorized. The availability of the Fixed Account Option and the MVA Option may be restricted in some states. The Contract currently offers 22 variable options, each of which is a Subaccount of ZALICO Variable Annuity Separate Account that invests solely in shares of one of the Portfolios listed below. Currently, you may choose to invest among the following Portfolios:

- AIM Variable Insurance Funds (Invesco Variable Insurance Funds) (Series I Shares):
 - Invesco V.I. Managed Volatility Fund
- The Alger Portfolios (Class I-2 Shares):
 - Alger Balanced Portfolio
 - Alger Capital Appreciation Portfolio
- Deutsche DWS Investments VIT Funds (Class A Shares):
 - DWS Equity 500 Index VIP
- Deutsche DWS Variable Series I (Class A Shares):
 - DWS Bond VIP
 - DWS Capital Growth VIP
 - DWS Global Small Cap VIP
 - DWS Core Equity VIP
 - DWS CROCI[®] International VIP
- Deutsche DWS Variable Series II (Class A Shares):
 - DWS Global Income Builder VIP
 - DWS Global Equity VIP
 - DWS Small Mid Cap Value VIP
- DWS International Growth VIP
- DWS High Income VIP
- DWS CROCI[®] U.S. VIP
- DWS Government Money Market VIP
- DWS Small Mid Cap Growth VIP
- BNY Mellon Investment Portfolios (formerly Dreyfus Investment Portfolios) (Initial Share Class):¹
 - MidCap Stock Portfolio
- BNY Mellon Sustainable U.S. Equity Portfolio, Inc. (formerly The Dreyfus Sustainable U.S. Equity Portfolio, Inc.) (Initial Share Class)²
- Janus Aspen Series (Institutional Shares):
 - Janus Henderson Forty Portfolio
- PIMCO Variable Insurance Trust (Administrative Shares):
 - PIMCO International Bond Portfolio (U.S. Dollar-Hedged)*
 - PIMCO Low Duration Portfolio*

¹ Effective on or about June 3, 2019, Dreyfus Investment Portfolios changed its name to BNY Mellon Investment Portfolios.

² Effective on or about June 3, 2019, The Dreyfus Sustainable U.S. Equity Portfolio, Inc. changed its name to BNY Mellon Sustainable U.S. Equity Portfolio, Inc.

* The subaccount that invests in this portfolio is closed to further investment. Please see “Subaccounts Closed to Further Investment.”

We may add or delete Subaccounts and Portfolios in the future. The Contract Value that you allocate to any of the Subaccounts will vary, reflecting the investment experience of the Portfolio in which the selected Subaccount invests. The Contract Value that you allocate to the Fixed Account or one or more Guarantee Periods of the MVA Option accumulates interest at rates set in advance by ZALICO.

Please be aware that Market Value Adjustments are sensitive to changes in interest rates. If you withdraw money from a Guarantee Period before its term has expired, and during a period of rising interest rates, you likely will be assessed a negative Market Value Adjustment. **In times of rising interest rates, the negative Market Value Adjustment could result in a substantial downward adjustment to your Contract Value.** Before you take a withdrawal from a Guarantee Period, you should know its expiration date, and ask the Service Center to calculate whether a Market Value Adjustment will apply and how much it will be.

The Contracts are not insured by the FDIC. They are obligations of the issuing insurance company and not a deposit of, or guaranteed by, any bank or savings institution and are subject to risks, including possible loss of principal.

This Prospectus contains important information about the Contracts that you should know before investing. You should read it before investing and keep it for future reference. We have filed a Statement of Additional Information (“SAI”) with the Securities and Exchange Commission. The current SAI has the same date as this Prospectus and is incorporated by reference in this Prospectus. You may obtain a free copy by contacting the Service Center. A table of contents for the SAI appears at the end of this Prospectus. You may also find this Prospectus and other information about the Separate Account required to be filed with the Securities and Exchange Commission (“SEC”) at the SEC’s web site at <http://www.sec.gov>.

Internet Delivery of Shareholder Reports: Beginning on January 1, 2021, as permitted by regulations adopted by the SEC, paper copies of the shareholder reports for the Portfolios available under your Contracts will no longer be sent by mail, unless you specifically request paper copies of the reports from us. Instead, the reports will be made available on a website, and you will be notified by mail each time a report is posted and provided with a website link to access the report.

You may elect to receive all future reports in paper free of charge. You can inform us that you wish to continue receiving paper copies of your shareholder reports by calling the Service Center toll-free at 1-800-449-0523. Your election to receive reports in paper will apply to all Portfolios available under your Contracts.

The date of this Prospectus is May 1, 2020.

The Securities and Exchange Commission has not approved or disapproved the Contract or determined that this Prospectus is accurate or complete. Anyone who tells you otherwise is committing a U.S. Federal crime.

Not FDIC Insured

May Lose Value

No Bank Guarantee

TABLE OF CONTENTS

	Page
DEFINITIONS	5
SUMMARY	8
SUMMARY OF EXPENSES	11
EXAMPLE	15
REDEMPTION FEES	16
DISTRIBUTION COSTS	16
CONDENSED FINANCIAL INFORMATION	16
ZALICO, THE MVA OPTION, THE SEPARATE ACCOUNT AND THE FUNDS	17
A. Zurich American Life Insurance Company	17
B. Risks of Managing General Account Assets	18
C. Financial Condition of the Company	18
D. The Guarantee Periods of the MVA Option	19
E. The Separate Account	19
F. The Funds	20
G. Selection of Funds	23
H. Change of Investments	25
FIXED ACCOUNT OPTION	26
THE CONTRACTS	26
A. General Information	26
B. The Accumulation Period	27
1. Application of Purchase Payments	27
2. Accumulation Unit Value	28
3. Guarantee Periods of the MVA Option	28
4. Establishment of Guaranteed Interest Rates	29
5. Contract Value	29
6. Transfers During the Accumulation Period	30
7. Policy and Procedures Regarding Disruptive Trading and Market Timing	32
8. Withdrawals During the Accumulation Period	35
9. Market Value Adjustment	36
10. Guaranteed Death Benefit	38
CONTRACT CHARGES AND EXPENSES	39
A. Charges Against The Separate Account	39
1. Mortality and Expense Risk Charge	39
2. Administration Charge	40
3. Records Maintenance Charge	40
4. Withdrawal Charge	40
5. Optional Guaranteed Retirement Income Benefit ("GRIB") Rider Charge	41
6. Transfer Charge	42
7. Investment Management Fees and Other Expenses	42
8. State and Local Government Premium Taxes	42
9. Exceptions	42
THE ANNUITY PERIOD	43
A. Annuity Payments	43
B. Annuity Options	43
C. Transfers During the Annuity Period	45
D. Annuity Unit Value Under Variable Annuity	45
E. First Periodic Payment Under Variable Annuity	46
F. Subsequent Periodic Payments Under Variable Annuity	46

TABLE OF CONTENTS (CONTINUED)

	Page
G. Fixed Annuity Payments	46
H. Death Benefit Proceeds	46
I. GRIB Rider	46
FEDERAL TAX CONSIDERATIONS	47
A. Taxation of Non-Qualified Plan Contracts	47
B. Taxation of Qualified Plan Contracts	49
1. Qualified Plan Types	49
2. Withdrawals	51
3. Direct Rollovers	51
C. Tax Status of the Contracts	52
FEDERAL INCOME TAX WITHHOLDING	54
OTHER TAX ISSUES	54
A. Our Taxes	54
B. Federal Estate Taxes	55
C. Generation-Skipping Transfer Tax	55
D. The American Taxpayer Relief Act of 2012 (“ATRA”)	55
E. Federal Defense of Marriage Act	55
F. Annuity Purchases by Residents of Puerto Rico	56
G. Annuity Purchases by Nonresident Aliens and Foreign Corporations	56
H. Foreign Tax Credits	56
I. Possible Tax Law Changes	56
SENDING FORMS AND WRITTEN REQUESTS IN GOOD ORDER	56
SIGNATURE GUARANTEES	56
DISTRIBUTION OF CONTRACTS	57
VOTING RIGHTS	58
REPORTS TO CONTRACT OWNERS AND INQUIRIES	58
DOLLAR COST AVERAGING	58
SYSTEMATIC WITHDRAWAL PLAN	59
EXPERTS	59
LEGAL PROCEEDINGS	60
FINANCIAL STATEMENTS	60
SCUDDER DESTINATIONS SM ANNUITY CONTRACTS ISSUED BEFORE NOVEMBER 12, 2001	60
A. Guaranteed Retirement Income Benefit: General	60
B. Annuity Payments with GRIB	61
C. Commutable Annuitization Option	62
D. Effect of Death of Owner or Annuitant on GRIB	63
FARMERS VARIABLE ANNUITY I CONTRACTS ISSUED BEFORE NOVEMBER 12, 2001	64
A. Guaranteed Retirement Income Benefit: General	64
B. Annuity Payments with GRIB	64
C. Commutable Annuitization Option	65
D. Effect of Death of Owner or Annuitant on GRIB	66
STATEMENT OF ADDITIONAL INFORMATION TABLE OF CONTENTS	67
APPENDIX A ILLUSTRATION OF THE “FLOOR” ON THE DOWNWARD MARKET VALUE ADJUSTMENT (MVA)	A-1
APPENDIX B ZURICH AMERICAN LIFE INSURANCE COMPANY DEFERRED FIXED AND VARIABLE ANNUITY IRA, ROTH IRA AND SIMPLE IRA DISCLOSURE STATEMENT	B-1
APPENDIX C CONDENSED FINANCIAL INFORMATION	C-1

DEFINITIONS

The following terms as used in this Prospectus have the indicated meanings:

Accumulated Guarantee Period Value—The sum of your Guarantee Period Values.

Accumulation Period—The period between the Date of Issue of a Contract and the Annuity Date.

Accumulation Unit—A unit of measurement used to determine the value of each Subaccount during the Accumulation Period.

Annuitant—The person designated to receive or who is actually receiving annuity payments and upon the continuation of whose life annuity payments involving life contingencies depend.

Annuity Date—The date on which annuity payments are to commence.

Annuity Option—One of several methods by which annuity payments can be made.

Annuity Period—The period starting on the Annuity Date.

Annuity Unit—A unit of measurement used to determine the amount of Variable Annuity payments.

Beneficiary—The person designated to receive any benefits under a Contract upon the death of the Annuitant or the Owner prior to the Annuity Period.

Company (“we”, “us”, “our”, “ZALICO”)—Zurich American Life Insurance Company. Our Home Office is located at 1299 Zurich Way, Schaumburg, Illinois 60196. For Contract services, you may contact the Service Center at Scudder DestinationsSM Service Team, PO Box 19097, Greenville, South Carolina, 29602-9097 or 1-800-449-0523.

Contract—A Variable, Fixed and Market Value Adjusted Annuity Contract offered on an individual or group basis. Contracts issued on a group basis are represented by a certificate. Contracts issued on an individual basis are represented by an individual annuity contract.

Contract Value—The sum of the values of your Separate Account Contract Value, Accumulated Guarantee Period Value and Fixed Account Contract Value.

Contract Year—Period between anniversaries of the Contract’s Date of Issue.

Contract Quarter—Periods between quarterly anniversaries of the Contract’s Date of Issue.

Contribution Year—Each one year period following the date a Purchase Payment is made.

Date of Issue—The date on which the first Contract Year commences.

Effective Date—The date that the endorsement to your Contract adding enhancements to the MVA Option (the “MVA Endorsement”) became effective, which is April 1, 2005.

Fixed Account—The General Account of ZALICO to which you may allocate all or a portion of Purchase Payments or Contract Value. We guarantee a minimum rate of interest on Purchase Payments allocated to the Fixed Account.

Fixed Account Contract Value—The value of your Contract interest in the Fixed Account.

Fixed Annuity—An annuity under which we guarantee the amount of each annuity payment; it does not vary with the investment experience of a Subaccount.

Fund or Funds—AIM Variable Insurance Funds (Invesco Variable Insurance Funds), The Alger Portfolios, BNY Mellon Investment Portfolios (formerly Dreyfus Investment Portfolios), BNY Mellon Sustainable U.S. Equity Portfolio, Inc. (formerly The Dreyfus Sustainable U.S. Equity Portfolio, Inc.), Deutsche DWS Investments VIT Funds, Deutsche DWS Variable Series I, Deutsche DWS Variable Series II, Janus Aspen Series, and PIMCO Variable Insurance Trust, including any Portfolios thereunder.

General Account—All our assets other than those allocated to any separate account.

Guaranteed Interest Rate—The rate of interest we establish for a given Guarantee Period.

Guarantee Period—The time during which we credit your allocation with a Guaranteed Interest Rate. Guarantee Periods may range from one to ten years, at our option. If you withdraw money from a Guarantee Period before its term has expired, you will be assessed a Market Value Adjustment.

Guarantee Period Value—The value of your Contract Value in a Guarantee Period is the sum of your: (1) Purchase Payment allocated or amount transferred to a Guarantee Period; plus (2) interest credited; minus (3) withdrawals, previously assessed Withdrawal Charges and transfers; and (4) as adjusted for any applicable Market Value Adjustment previously made.

Home Office—The address of our Home Office is 1299 Zurich Way, Schaumburg, Illinois 60196.

Market Adjusted Value—A Guarantee Period Value adjusted by the Market Value Adjustment formula on any date prior to the end of a Guarantee Period.

Market Value Adjustment (“MVA”)—An adjustment of amounts held in a Guarantee Period that we compute in accordance with the Market Value Adjustment formula in your Contract if you take a withdrawal prior to the end of that Guarantee Period. The adjustment reflects the change in the value of the Guarantee Period Value due to changes in interest rates since the date the Guarantee Period started. Any downward Market Value Adjustment is subject to the MVA Floor described in the MVA Endorsement issued on April 1, 2005 and described herein.

Non-Qualified Plan Contract—A Contract which does not receive favorable tax treatment under Sections 401, 403, 408, 408A or 457 of the Internal Revenue Code.

Owner (“you”, “your”, “yours”)—The person designated in the Contract as having the privileges of ownership defined in the Contract.

Portfolio—A series of a Fund with its own objective and policies, which represents shares of beneficial interest in a separate portfolio of securities and other assets. Portfolio is sometimes referred to herein as a Fund.

Purchase Payments—Amounts paid to us by you or on your behalf.

Qualified Plan Contract—A Contract issued in connection with a retirement plan which receives favorable tax treatment under Sections 401, 403, 408, 408A or 457 of the Internal Revenue Code.

Separate Account—The ZALICO Variable Annuity Separate Account.

Separate Account Contract Value—The sum of your Subaccount Values.

Service Center—The address of our Service Center is Scudder Destinationssm Service Team, PO Box 19097, Greenville, South Carolina, 29602-9097. The overnight address is: Scudder Destinationssm Service Team, 2000 Wade Hampton Boulevard, Greenville, SC 29615-1064. Concentrix Insurance Administration Solutions Corporation (formerly IBM Business Transformation Outsourcing Insurance Service Corporation) is the administrator of the Contract. You can call the Service Center toll-free at 1-800-449-0523.

Start Date—The later of the Effective Date of the MVA Endorsement or the beginning of a new Guarantee Period.

Subaccounts—The twenty-two subdivisions of the Separate Account, the assets of which consist solely of shares of the corresponding Portfolios or Funds.

Subaccount Value—The value of your interest in each Subaccount.

Valuation Date—Each day when the New York Stock Exchange is open for trading, as well as each day otherwise required.

Valuation Period—The interval of time between two consecutive Valuation Dates.

Variable Annuity—An annuity with payments varying in amount in accordance with the investment experience of the Subaccount(s) in which you have an interest.

Withdrawal Charge—The “contingent deferred sales charge” assessed against certain withdrawals of Contract Value in the first seven Contribution Years after a Purchase Payment is made or against certain annuitizations of Contract Value in the first seven Contribution Years after a Purchase Payment is made.

Withdrawal Value—Contract Value, plus or minus any applicable Market Value Adjustment, less any premium tax payable if the Contract is being annuitized, minus any Withdrawal Charge applicable to that Contract.

SUMMARY

Because this is a summary, it does not contain all of the information that may be important. Read the entire Prospectus and Contract before deciding to invest.

The Contracts provide for investment on a tax-deferred basis and for payment of annuity benefits. Both Non-Qualified Plan and Qualified Plan Contracts are described in this Prospectus. The Contract was available to be purchased by natural persons, or by trusts or custodial accounts which hold the Contract as agent for and for the sole benefit of a natural person. The Contract is not available for sale to other types of purchasers without our prior approval. The Contract is currently not being issued.

Subject to certain exceptions, the minimum subsequent Purchase Payment is \$500. Any allocation you make to a Subaccount, Fixed Account or Guarantee Period must be at least \$500. Effective on and after August 1, 2014, the maximum total Purchase Payments under the Contract is \$10,000. Cumulative Purchase Payments in excess of \$10,000 require our prior approval. We reserve the right to waive or modify the minimum and maximum initial and subsequent Purchase Payments limits.

Investment Options. The Contract permits you to allocate your Purchase Payments and transfer Contract Value to one or more Subaccounts listed on the cover page of this Prospectus. Each Subaccount invests in shares of a corresponding Portfolio or Fund. Contract Value that you allocate to a Subaccount varies with the investment experience of the Portfolio in which Subaccount invests.

You may also allocate Purchase Payments and transfer Contract Value into the Fixed Account. We guarantee that Purchase Payments allocated to the Fixed Account will earn no less than the minimum guaranteed rate. In our discretion, we may credit interest in excess of the minimum guaranteed rate.

The Contract also permits you to allocate your Purchase Payments and transfer Contract Value to one or more Guarantee Periods under the MVA Option. Amounts you allocate to one or more Guarantee Period will earn a guaranteed interest rate, but will be subject to a market value adjustment (MVA) and a possible surrender charge if you take a withdrawal before the end of the Guarantee Period. Please be aware that Market Value Adjustments are sensitive to changes in interest rates.

If you withdraw money from a Guarantee Period under the MVA Option before its term has expired, and during a period of rising interest rates, you likely will be assessed a negative Market Value Adjustment. **In times of rising interest rates, the negative Market Value Adjustment could result in a substantial downward adjustment to your Contract Value.** Before you take a withdrawal from a Guarantee Period, you should know its expiration date, and ask the Service Center to calculate whether a Market Value Adjustment will apply and how much it will be.

The MVA Option may not be available in all states. The MVA Option is only available during the Accumulation Period. We may limit the number of Guarantee Periods we offer at our discretion. We credit interest daily to amounts allocated to the MVA Option. We declare the rate at our sole discretion. We guarantee amounts allocated to the MVA Option at Guaranteed Interest Rates for the Guarantee Periods you select. These guaranteed amounts are subject to any applicable Withdrawal Charge, Market Value Adjustment or Records Maintenance Charge. We will not change a Guaranteed Interest Rate for the duration of the Guarantee Period. However, Guaranteed Interest Rates for subsequent Guarantee Periods are set at our discretion. At the end of a Guarantee Period, a new Guarantee Period for the same duration starts, unless you timely elect another Guarantee Period. The interests under the Contract relating to the MVA Option are not registered under the Securities Act of 1933 ("1933 Act") and the insulated, nonunitized separate account supporting the MVA Option is not registered as an investment company under the Investment Company Act of 1940 ("1940 Act").

You bear the investment risk under the Contracts, including possible loss of principal, unless you allocate Contract Values to:

- the MVA Option. Under the MVA Option, you are guaranteed to receive the Guaranteed Interest Rate over the duration of the Guarantee Period, unless you take a withdrawal before the

end of the Guarantee Period. In case of premature withdrawal, you will be assessed a Market Value Adjustment, which, in times of rising interest rates, could have a substantial negative impact on your Contract Value.

- the Fixed Account Option, wherein you are guaranteed to earn interest at a rate not less than the minimum guaranteed rate (See “Fixed Account Option”).

Transfers. The Contract permits you to transfer Contract Value between the Subaccounts before and after annuitization, subject to certain limitations. A transfer from a Guarantee Period is subject to a Market Value Adjustment unless effected within 30 days after the existing Guarantee Period ends. Restrictions apply to transfers out of the Fixed Account.

Withdrawals and Withdrawal Charges. You may withdraw Contract Value subject to Withdrawal Charges, any applicable Market Value Adjustment and other specified conditions. We do not deduct sales charges from Purchase Payments.

Each Contract Year, you may withdraw or surrender the Contract, without Withdrawal Charge, up to the greater of:

- the excess of Contract Value over total Purchase Payments subject to Withdrawal Charges, minus prior withdrawals that were previously assessed a Withdrawal Charge, or
- 10% of Contract Value. If you withdraw a larger amount, the excess Purchase Payments withdrawn are subject to a Withdrawal Charge.

The Withdrawal Charge is:

- 7% in the first Contribution Year,
- 6% in the second Contribution Year,
- 5% in the third and fourth Contribution Years,
- 4% in the fifth Contribution Year,
- 3% in the sixth Contribution Year,
- 2% in the seventh Contribution Year, and
- 0% in the eighth Contribution Year and thereafter.

The Withdrawal Charge also applies at the annuitization of Accumulation Units in their seventh Contribution Year or earlier, except as set forth under “Withdrawal Charge.” Withdrawals may be subject to income tax, a 10% penalty tax, and other tax consequences. Withdrawals from Qualified Plan Contracts may be limited by the Internal Revenue Code (the “Code”).

Contract Charges. Contract charges include:

- mortality and expense risk charge,
- administration charge,
- records maintenance charge,
- Withdrawal Charge,
- Guaranteed Retirement Income Benefit Rider Charge, if selected,
- transfer charge,
- investment management fees and other expenses, and
- applicable state premium taxes.

In addition, the investment advisers to the Funds deduct varying charges from the assets of the Funds for which they provide investment advisory services.

The Contract was available for purchase in connection with retirement plans qualifying either under Section 401 or 403(b) of the Code or as individual retirement annuities including Roth IRAs. Effective on and after August 1, 2014, we will not accept rollovers or transfers into Qualified Plan Contracts. The Contract was also available for purchase in connection with state and municipal deferred compensation plans and non-qualified deferred compensation plans.

SUMMARY OF EXPENSES

The following tables describe the fees and expenses that you will pay when buying, owning, and surrendering the Contract. The first table describes the fees and expenses that you will pay at the time that you buy the Contract, take a partial withdrawal, annuitize the Contract, surrender the Contract, or transfer cash value between and among the Subaccounts, the Fixed Account, and the Guarantee Periods. State premium taxes may also be deducted.

Contract Owner Transaction Expenses

Sales Load Imposed on Purchases	
(as a percentage of Purchase Payments):	None
Maximum Withdrawal Charge ¹	
(as a percentage of Purchase Payments)	7%

<u>Year of Withdrawal after Purchase Payments Made</u>	<u>Withdrawal Charge</u>
First year	7.00%
Second year	6.00%
Third year	5.00%
Fourth year	5.00%
Fifth year	4.00%
Sixth year	3.00%
Seventh year	2.00%
Eighth year and following	0.00%
Maximum Transfer Fee	\$ 25²

¹ A Contract Owner may withdraw up to the greater of (i) the excess of Contract Value over total Purchase Payments subject to a Withdrawal Charge less prior withdrawals that were previously assessed a Withdrawal Charge and (ii) 10% of the Contract Value in any Contract Year without assessment of any Withdrawal Charge. In certain circumstances we may reduce or waive the Withdrawal Charge. See "Withdrawal Charge."

² We reserve the right to charge a fee of \$25 for each transfer of Contract Value in excess of 12 transfers per calendar year. See "Transfers During the Accumulation Period."

The next table describes the fees and expenses that you will pay periodically during the time that you own the Contract, not including Fund fees and expenses.

Periodic Charges other than Portfolio Expenses

	<u>Current</u>
Annual Records Maintenance Charge ³	\$30

Separate Account Annual Expenses (as a percentage of average Separate Account Contract Value)

With the Standard Death Benefit Only

Mortality and Expense Risk Charge	1.25%
Administration Charge	<u>0.15%</u>
Total Separate Account Annual Expense Charges ⁴	<u>1.40%</u>

With the Optional Guaranteed Retirement Income Benefit

Mortality and Expense Risk Charge	1.25%
Optional Guaranteed Retirement Income Benefit ⁵	0.25%
Administration Charge	<u>0.15%</u>
Total Separate Account Annual Expense Charges	<u>1.65%</u>

³ The records maintenance charge applies to Contracts with Contract Value less than \$50,000 on the date of assessment. In certain circumstances we may reduce or waive the annual records maintenance charge. See “Records Maintenance Charge.”

⁴ If you annuitize the Contract on a variable basis, we will assess a daily Mortality and Expense Risk Charge and Administration Charge at an annual rate of 1.40% on the assets held in the Separate Account.

⁵ We no longer offer the Guaranteed Retirement Income Benefit rider. If you have elected the Guaranteed Retirement Income Benefit rider and your rider remains in force, the 0.25% rider charge will continue to be deducted on the last business day of each contract quarter. The rider charge will be deducted prorata as a percentage of Contract Value from each Subaccount, Guarantee Period, and the Fixed Account in which you have Contract Value until you annuitize or surrender the Contract or the Annuitant reaches age 91, whichever comes first.

The following table shows the range of Fund fees and expenses for the fiscal year ended December 31, 2019. Expenses of the Funds may be higher or lower in the future. You can obtain more detailed information concerning each Fund’s fees and expenses in the prospectus for each Fund.

Range of Annual Operating Expenses for the Funds During 2019¹

	Lowest	Highest
Total Annual Fund Operating Expenses (total of all expenses that are deducted from Fund assets, including management fees, 12b-1 fees, and other expenses, before any contractual waivers or reimbursements of fees and expenses)	0.35%	1.64%
Net Total Annual Fund Operating Expenses After Reimbursements and Waivers (total of all expenses that are deducted from Fund assets, including management fees, 12b-1 fees, and other expenses, after any contractual waivers or reimbursements of fees and expenses) ²	0.26%	1.10%

¹ The Fund expenses used to prepare this table were provided to us by the Fund(s). We have not independently verified such information. The expenses shown are those incurred for the year ended December 31, 2019. Current or future expenses may be greater or less than those shown.

² The range of Net Total Annual Fund Operating Expenses After Reimbursements and Waivers takes into account contractual arrangements for those Funds that require a Fund’s investment adviser to reimburse or waive Fund expenses for a limited period of time ending no earlier than September 30, 2020. For more information about these arrangements, consult the prospectuses for the Funds.

The next table shows the fees and expenses charged by each Fund for the fiscal year ended December 31, 2019.

Annual Fund Operating Expenses (expenses that are deducted from Portfolio assets)
(as a percentage of average daily net assets in the Funds as of December 31, 2019):

Name of Fund	Management Fees	12b-1 Fees	Other Expenses	Underlying Portfolio Expenses	Gross Total Annual Expenses	Contractual Waiver or Expense Reimbursement	Net Total Annual Expenses
AIM Variable Insurance Funds (Invesco Variable Insurance Funds) (Series I Shares)							
Invesco V.I. Managed Volatility Fund ¹	0.60%	N/A	0.48%	0.01%	1.09%	0.01%	1.08%
The Alger Portfolios (Class I-2 Shares)							
Alger Balanced Portfolio	0.71%	N/A	0.39%	N/A	1.10%	N/A	1.10%
Alger Capital Appreciation Portfolio	0.81%	N/A	0.13%	N/A	0.94%	N/A	0.94%
BNY Mellon Investment Portfolios (formerly Dreyfus Investment Portfolios) (Initial Share Class)²							
Dreyfus Investment Portfolios, Mid Cap Stock Portfolio	0.75%	N/A	0.11%	N/A	0.86%	N/A	0.86%
BNY Mellon Sustainable U.S. Equity Portfolio, Inc. (formerly The Dreyfus Sustainable U.S. Equity Portfolio, Inc.) (Initial Share Class)³							
Dreyfus Investment Portfolios, Mid Cap Stock Portfolio	0.60%	N/A	0.08%	N/A	0.68%	N/A	0.68%
Deutsche DWS Investments VIT Funds (Class A Shares)							
DWS Equity 500 Index VIP ⁴	0.20%	N/A	0.15%	N/A	0.35%	0.09%	0.26%
Deutsche DWS Variable Series I (Class A Shares)							
DWS Bond VIP ⁵	0.39%	N/A	0.42%	N/A	0.81%	0.15%	0.66%
DWS Capital Growth VIP ⁶	0.37%	N/A	0.13%	N/A	0.50%	N/A	0.50%
DWS Global Small Cap VIP ⁷	0.80%	N/A	0.31%	N/A	1.11%	0.30%	0.81%
DWS Core Equity VIP ⁸	0.39%	N/A	0.23%	N/A	0.62%	N/A	0.62%
DWS CROCI® International VIP ⁹	0.65%	N/A	0.36%	N/A	1.01%	0.14%	0.87%
Deutsche DWS Variable Series II (Class A Shares)							
DWS Global Income Builder VIP ¹⁰	0.37%	N/A	0.31%	N/A	0.68%	N/A	0.68%
DWS Global Equity VIP ¹¹	0.65%	N/A	0.57%	N/A	1.22%	0.38%	0.84%
DWS Small Mid Cap Value VIP ¹²	0.65%	N/A	0.23%	N/A	0.88%	0.06%	0.82%
DWS International Growth VIP ¹³	0.62%	N/A	1.02%	N/A	1.64%	0.77%	0.87%
DWS High Income VIP ¹⁴	0.50%	N/A	0.46%	N/A	0.96%	0.25	0.71%
DWS CROCI® U.S. VIP ¹⁵	0.65%	N/A	0.19%	N/A	0.84%	0.15%	0.69%
DWS Government Money Market VIP ¹⁶	0.24%	N/A	0.23%	N/A	0.47%	N/A	0.47%
DWS Small Mid Cap Growth VIP ¹⁷	0.55%	N/A	0.27%	N/A	0.82%	0.01%	0.81%
Janus Aspen Series (Institutional Shares)							
Janus Henderson Forty Portfolio ¹⁸	0.69%	N/A	0.08%	N/A	0.77%	N/A	0.77%
PIMCO Variable Insurance Trust (Administrative Shares)							
PIMCO International Bond Portfolio (U.S. Dollar-Hedged) ¹⁹	0.75%	0.15%	0.11%	N/A	1.01%	N/A	1.01%
PIMCO Low Duration Portfolio ²⁰	0.50%	0.15%	0.39%	N/A	1.04%	N/A	1.04%

¹ Invesco Advisers, Inc. (“Invesco” or the “Adviser”) has contractually agreed to waive a portion of the Fund’s management fee in an amount equal to the net management fee that Invesco earns on the Fund’s investments in certain affiliated funds, which will have the effect of reducing Acquired Fund Fees and Expenses. Unless Invesco continues the fee waiver agreement, it will terminate on June 30, 2021. During its term, the fee waiver agreement cannot be terminated or amended to reduce the advisory fee waiver without approval of the Board of Trustees.

² Effective on or about June 3, 2019, Dreyfus Investment Portfolios changed its name to BNY Mellon Investment Portfolios.

³ Effective on or about June 3, 2019, The Dreyfus Sustainable U.S. Equity Portfolio, Inc. changed its name to BNY Mellon Sustainable U.S. Equity Portfolio, Inc. The fund’s investment adviser has contractually agreed, until May 1, 2020, to waive receipt of its fees and/or assume the direct expenses of the fund so that the expenses of neither class (excluding Rule 12b-1 fees, shareholder services fees, taxes, interest, brokerage commissions, commitment fees on borrowings and extraordinary expenses) exceed .70%. On or after May 1, 2020, the fund’s investment adviser may terminate this expense limitation at any time.

- PAGE 14

at ratios no higher than 0.69% for Class A shares, excluding certain expenses such as extraordinary expenses, taxes, brokerage, interest expense and acquired funds (underlying funds) fees and expenses. These agreements may only be terminated with the consent of the fund's Board.

- ¹⁶ Through September 30, 2020, the Advisor has contractually agreed to waive all or a portion of its management fee and reimburse or pay certain operating expenses of the portfolio to the extent necessary to maintain the portfolio's total annual operating expenses at 0.51%, excluding certain expenses such as extraordinary expenses, taxes, brokerage, interest expense and acquired funds (underlying funds) fees and expenses. The agreement may only be terminated with the consent of the fund's Board.
- ¹⁷ Through April 30, 2021, the Advisor has contractually agreed to waive all or a portion of its management fee and reimburse or pay certain operating expenses of the portfolio to the extent necessary to maintain the portfolio's total annual operating expenses at 0.81%, excluding certain expenses such as extraordinary expenses, taxes, brokerage, interest expense and acquired funds (underlying funds) fees and expenses. The agreement may only be terminated with the consent of the fund's Board.
- ¹⁸ "Other Expenses" include an administrative services fee of 0.05% of the average daily net assets to compensate insurance companies or other financial intermediaries for services provided to contract owners and plan participants. The Portfolio pays an investment advisory fee rate that adjusts up or down by a variable of up to 0.15% (assuming constant assets) on a monthly basis based upon the Portfolio's performance relative to its benchmark index during a measurement period.
- ¹⁹ "Other Expenses" include interest expense of 0.11%. Interest expense is borne by the Portfolio separately from the management fees paid to Pacific Investment Management Company LLC ("PIMCO"). Excluding interest expense, Total Annual Portfolio Operating Expenses are 0.90% for Administrative Class shares.
- ²⁰ "Other Expenses" include interest expense of 0.39%. Interest expense is borne by the Portfolio separately from the management fees paid to PIMCO. Excluding interest expense, Total Annual Portfolio Operating Expenses are 0.65% for Administrative Class shares.

The advisers and/or other service providers of certain Funds have agreed to reduce their fees and/or reimburse the Funds' expenses in order to keep the Funds' expenses below specified limits. The expenses of certain Funds are reduced by contractual fee reduction and expense reimbursement arrangements that will remain in effect until at least September 30, 2020. Other Funds have voluntary fee reduction and/or expense reimbursement arrangements that may be terminated at any time. The minimum and maximum Net Total Annual Fund Operating Expenses for all Funds after each fee reduction and/or expense reimbursement arrangement is described in the relevant Fund's prospectus.

THE FUNDS' ADVISER PROVIDED THE ABOVE EXPENSES FOR THE FUNDS. WE HAVE NOT INDEPENDENTLY VERIFIED THE ACCURACY OF THE ABOVE INFORMATION.

EXAMPLE

This Example is intended to help you compare the cost of investing in the Contract with the cost of investing in other variable annuity contracts. These costs include Contract Owner transaction expenses, Contract fees, Separate Account annual expenses, and Fund fees and expenses.

The Example assumes that you invest \$10,000 in the Contract for the time periods indicated. The Example also assumes that your investment has a 5% return each year and assumes the maximum fees and expenses of any of the Funds prior to any fee waivers or expense reimbursements. In addition, this Example assumes no transfers were made and no premium taxes were deducted. If these arrangements were considered, the expenses shown would be higher. This Example also does not take into consideration any fee waiver or expense reimbursement arrangements of the Funds. If these arrangements were taken into consideration, the expenses shown would be lower.

Although your actual costs may be higher or lower, based on these assumptions, your costs would be:

(1) If you surrender your Contract at the end of the applicable time period:

<u>1 year</u>	<u>3 years</u>	<u>5 years</u>	<u>10 years</u>
\$1,036	\$1,524	\$2,149	\$3,666

- (2) a. If you annuitize your Contract at the end of the available time period under Annuity Option 2, 3, 4, or under Annuity Option 1 for a period of five years or more*:

<u>1 year</u>	<u>3 years</u>	<u>5 years</u>	<u>10 years</u>
\$311	\$968	\$1,672	\$3,666

- b. If you annuitize your Contract at the end of the available time period under Annuity Option 1 for a period of less than five years*:

<u>1 year</u>	<u>3 years</u>	<u>5 years</u>	<u>10 years</u>
\$1,036	\$1,524	\$2,149	\$3,666

- (3) If you do **not** surrender or annuitize your Contract at the end of the applicable time period:

<u>1 year</u>	<u>3 years</u>	<u>5 years</u>	<u>10 years</u>
\$311	\$968	\$1,672	\$3,666

* Withdrawal Charges do not apply if the Contract is annuitized under Annuity Option 2, 3 or 4, or under Annuity Option 1 for a period of five years or more. Withdrawal Charges do apply if the Contract is annuitized under Annuity Option 1 for a period of less than five years.

The Example is an illustration and does not represent past or future expenses and charges of the Subaccounts. Your actual expenses may be greater or less than those shown. Similarly, your rate of return may be more or less than the 5% assumed rate in the Example.

The Example does not include the deduction of premium taxes, which may be assessed before or upon annuitization or any taxes or penalties you may be required to pay if you surrender your Contract.

The Records Maintenance Charge of \$30 is reflected as an annual charge of 0.019% that is determined by dividing total Records Maintenance Charges collected during 2019 (\$124,418) by total average net assets attributable to the Contract during 2019 (\$658,472,942).

REDEMPTION FEES

A Fund or Portfolio may assess a redemption fee of up to 2% on Subaccount assets that are redeemed out of the Fund or Portfolio in connection with a withdrawal or transfer. Each Fund or Portfolio determines the amount of the redemption fee and when the fee is imposed. The redemption fee will reduce your Contract Value. For more information, see the Fund or Portfolio prospectus.

DISTRIBUTION COSTS

For information concerning the compensation we pay in relation to prior sale of the Contracts, see “Distribution of Contracts.”

CONDENSED FINANCIAL INFORMATION

In Appendix C, we have included a financial history of the accumulation unit values for the Subaccounts available under the Contract.

ZALICO, THE MVA OPTION, THE SEPARATE ACCOUNT AND THE FUNDS

A. Zurich American Life Insurance Company

We were organized in 1947 and are a stock life insurance company organized under the laws of the State of Illinois. Our home office is located at 1299 Zurich Way, Schaumburg, Illinois 60196. For Contract services, you may contact us at the Service Center at Scudder DestinationsSM Service Team, PO Box 19097, Greenville, South Carolina, 29602-9097. We offer annuity and life insurance products and are admitted to do business in the District of Columbia and all states except New York. We are a wholly-owned subsidiary of Zurich American Company, LLC (formerly Zurich American Corporation), a non-operating holding company. Zurich American Company, LLC is an indirect wholly-owned subsidiary of Zurich Insurance Group Ltd., a Swiss holding company.

Effective August 22, 2010, Kemper Investors Life Insurance Company (“KILICO”), the insurance company that issued your Contract, changed its name to Zurich American Life Insurance Company, or ZALICO. The change in the name of the insurance company from KILICO to ZALICO does not change or alter any of the terms or provisions of your Contract. ZALICO will continue to honor all its obligations under your Contract. ZALICO remains organized under the laws of the State of Illinois. ZALICO continues to be a wholly-owned subsidiary of Zurich American Corporation and an indirect wholly-owned subsidiary of Zurich Insurance Group Ltd.

Effective September 3, 2003 (the “Closing Date”), ZALICO transferred certain of its business, as well as the capital stock of its wholly-owned subsidiaries, to its former affiliate, Federal Kemper Life Assurance Company (“FKLA”). In a contemporaneous transaction, FKLA and ZALICO entered into a coinsurance agreement under which FKLA administers the business and the records of, and 100% reinsures, certain lines of business issued by ZALICO, including certain registered variable annuity contracts that are funded through the ZALICO Variable Annuity Separate Account (the “Separate Account”). These transfers were part of a larger transaction under which the capital stock of FKLA was sold to Bank One Insurance Holdings, Inc. (“Bank One”). On July 1, 2004, Bank One merged into JP Morgan Chase & Co., and FKLA changed its name to Chase Insurance Life and Annuity Company (“Chase Insurance”).

On July 3, 2006, Protective Life Insurance Company of Birmingham, Alabama (“Protective Life”), purchased Chase Insurance from JP Morgan Chase & Co. Effective April 1, 2007, Chase Insurance merged with and into Protective Life. Protective Life has reinsured 100% of the variable annuity business of Chase Insurance to Commonwealth Annuity and Life Insurance Company (formerly Allmerica Financial Life Insurance and Annuity Company), a subsidiary of Global Atlantic Life and Annuity, a division of Global Atlantic Financial Group.

On March 19, 2020, Aflac Incorporated (NYSE: AFL) announced that its insurance subsidiaries American Family Life Assurance Company of Columbus and American Family Life Assurance Company of New York have entered into a definitive agreement to acquire ZALICO’s U.S. Corporate Life and Pensions (Group Benefits) business, which consists of group life, disability, and absence management products. Subject to regulatory approvals and customary closing conditions, the transaction is expected to close in the second half of 2020.

These acquisitions, transfers, and the coinsurance agreement do not relate directly to the Contracts, although certain other contracts issued by ZALICO and administered by Protective Life are supported by the Separate Account. Your rights and benefits and our obligations under the Contracts are not changed by these transactions and agreements.

Effective September 7, 2004, we transferred our customer services operations and the administration of the Contracts to IBM Business Transformation Outsourcing Insurance Service Corporation (“IBM Outsourcing”), in Greenville, South Carolina. IBM Outsourcing provides all of the services required for complete support and administration of your Contract, including processing all premium payments and all requests for transfers, partial withdrawals, surrenders and death benefits, responding to inquiries, and calculating accumulation unit values for your Contract and the Separate Account. On or about January 31, 2014, Concentrix Corporation, a wholly owned subsidiary of SYNnex Corporation, acquired ownership

of IBM Outsourcing. IBM Outsourcing changed its name to Concentrix Insurance Administration Solutions Corporation ("CIS"). Concentrix Corporation's acquisition of IBM Outsourcing is not expected to change the administration of your Contract.

B. Risks of Managing General Account Assets

The assets we hold in our General Account are used to support the payment of the death benefit under the Contracts, as well as to support payments under the optional Guaranteed Retirement Income Benefit ("GRIB rider"), as applicable. To the extent that ZALICO is required to pay you amounts under the death benefit or GRIB rider that are in addition to your Contract Value in the Separate Account, such amounts will come from our General Account assets. You should be aware that the General Account is exposed to the risks normally associated with a portfolio of fixed-income securities, including interest rate, liquidity and credit risks. The Company's financial statements contained in the Statement of Additional Information include a further discussion of the risks inherent in the General Account's investments.

C. Financial Condition of the Company

The benefits under the Contract are paid by ZALICO from its General Account assets and from your Contract Value held in the Separate Account. It is important that you understand that payment of the benefits is not assured and depends upon certain factors discussed below.

Assets in the Separate Account. You assume all of the investment risk for your Contract Value that you allocate to the Subaccounts of the Separate Account. Your Contract Value in those Subaccounts constitutes a portion of the assets of the Separate Account. These assets are segregated and insulated from our General Account, and may not be charged with liabilities arising from any other business that we may conduct (See "The Separate Account").

Assets in the General Account. Allocations you make to the MVA Option and the Fixed Account are supported by the assets in our General Account (See "The MVA Option" and "Fixed Account Option"). Any guarantees under the Contract that exceed your Separate Account Contract Value, such as those associated with the death benefit and the GRIB rider, are paid from our General Account. Therefore, any benefits that we may be obligated to pay under the Contract in excess of Separate Account Contract Value are subject to our financial strength and claims-paying ability and our long-term ability to make such payments. The assets of the Separate Account, however, are also available to cover the liabilities of our General Account, but only to the extent that the Separate Account assets exceed the Separate Account liabilities arising under the Contract supported by it. We issue other types of insurance policies and financial products as well, and we also pay our obligations under these products from our assets in the General Account.

Our Financial Condition. As an insurance company, we are required by state insurance regulation to hold a specified amount of reserves in order to meet all the contractual obligations of our General Account to our Contract Owners. We monitor our reserves so that we hold sufficient amounts to cover actual or expected Contract and claims payments. However, it is important to note that there is no assurance that we will always be able to meet our claims-paying obligations, and that there are risks to purchasing and owning any insurance product.

State insurance regulators also require insurance companies to maintain a minimum amount of capital, which acts as a cushion in the event that the insurer suffers a financial impairment, based on the inherent risks in the insurer's operations. These risks include those associated with losses that we may incur as the result of defaults on the payment of interest or principal on our General Account assets, as well as the loss in market value of these investments. We may also experience liquidity risk if our General Account assets cannot be readily converted into cash to meet obligations to our Contract Owners or to provide collateral necessary to finance our business operations.

How to Obtain More Information. We encourage our Contract Owners to read and understand our financial statements. We prepare our financial statements on a statutory basis. Our financial statements, which are presented in conformity with accounting practices prescribed or permitted by the Illinois

Department of Financial and Professional Regulations—Division of Insurance, as well as the financial statements of the Separate Account (which are prepared in accordance with generally accepted accounting principles), are located in the Statement of Additional Information (“SAI”). The SAI is available at no charge by writing to our Service Center at the address on the cover page of this Prospectus, or by calling us at (800) 449-0523, or by visiting our website www.zurichamericanlifeinsurance.com). In addition, the SAI is available on the SEC’s website at <http://www.sec.gov>.

D. The Guarantee Periods of the MVA Option

During the Accumulation Period, you may allocate Purchase Payments and Contract Value to one or more Guarantee Periods of the MVA Option with durations generally of one to ten years. You may choose a different Guarantee Period by pre-authorized telephone instructions or by giving us written notice (See “Guarantee Periods of the MVA Option”). The MVA Option may not be available in all states. At our discretion, we may offer additional Guarantee Periods or limit the number of Guarantee Periods available to three.

The amounts you allocate to the MVA Option are invested under the laws regulating our General Account. Assets supporting the amounts allocated to Guarantee Periods are held in a “nonunitized” separate account. A non-unitized separate account is a separate account in which you do not participate in the performance of the assets held in the separate account. The assets of the non-unitized separate account are held to fund our guaranteed obligations. The “nonunitized” separate account is insulated, so that the assets of the separate account are not chargeable with liabilities arising out of the business conducted by any other separate account or out of any other business we may conduct. In addition, our General Account assets are available to fund benefits under the Contracts.

State insurance laws concerning the nature and quality of investments regulate our General Account investments and any non-unitized separate account investments. These laws generally permit investment in federal, state and municipal obligations, preferred and common stocks, corporate bonds, real estate mortgages, real estate and certain other investments.

We consider the return available on the instruments in which Contract proceeds are invested when establishing Guaranteed Interest Rates. This return is only one of many factors considered in establishing Guaranteed Interest Rates. (See “The Accumulation Period-4. Establishment of Guaranteed Interest Rates.”)

Our investment strategy for the non-unitized separate account is generally to match Guarantee Period liabilities with assets, such as debt instruments. We expect to invest in debt instruments such as:

- securities issued by the United States Government or its agencies or instrumentalities, which issues may or may not be guaranteed by the United States Government;
- debt securities which have an investment grade, at the time of purchase, within the four highest grades assigned by Moody’s Investors Services, Inc. (“Moody’s”) (Aaa, Aa, A or Baa), Standard & Poor’s Corporation (“Standard & Poor’s”) (AAA, AA, A or BBB), or any other nationally recognized rating service;
- other debt instruments including issues of or guaranteed by banks or bank holding companies and corporations, which obligations, although not rated by Moody’s or Standard & Poor’s, are deemed by our management to have an investment quality comparable to securities which may be otherwise purchased; and
- options and futures transactions on fixed income securities.

We are not obligated to invest the amounts allocated to the MVA Option according to any particular strategy, except as state insurance laws may require.

E. The Separate Account

We established the ZALICO Variable Annuity Separate Account on May 29, 1981, pursuant to Illinois law as the KILICO Money Market Separate Account. The SEC does not supervise the management, investment practices or policies of the Separate Account or ZALICO.

As a result of KILICO changing its name to ZALICO in August 2010, on November 2, 2010, ZALICO changed the name of KILICO Variable Annuity Separate Account, the separate account supporting your Contract, to ZALICO Variable Annuity Separate Account. The change in the name of the Separate Account does not change the status, duties, or obligations of the ZALICO Variable Annuity Separate Account under federal or state laws. ZALICO Variable Annuity Separate Account remains registered with the SEC as a unit investment trust and remains subject to the same duties, obligations, and restrictions under the 1940 Act and state insurance laws.

Benefits provided under the Contracts are our obligations. Although the assets in the Separate Account are our property, they are held separately from our other assets and are not chargeable with liabilities arising out of any other business we may conduct. Income, capital gains and capital losses, whether or not realized, from the assets allocated to the Separate Account are credited to or charged against the Separate Account without regard to the income, capital gains and capital losses arising out of any other business we may conduct.

Twenty-two Subaccounts of the Separate Account are currently available. Each Subaccount invests exclusively in shares of one of the corresponding Funds or Portfolios. We may add or delete Subaccounts in the future. Not all Subaccounts may be available in all jurisdictions or under all Contracts.

The Separate Account purchases and redeems shares from the Funds at net asset value. We redeem shares of the Funds as necessary to provide benefits, to deduct Contract charges and to transfer assets from one Subaccount to another as you request. All dividends and capital gains distributions received by the Separate Account from a Fund or Portfolio are reinvested in that Fund or Portfolio at net asset value and retained as assets of the corresponding Subaccount.

The Separate Account's financial statements appear in the Statement of Additional Information.

The Portfolios, which sell their shares to the Subaccounts, may discontinue offering their shares to the Subaccounts. We will not discontinue a Subaccount available for investment without receiving the necessary approvals, if any, from the SEC and applicable state insurance departments. We will notify you of any changes. We reserve the right to make other structural and operational changes affecting the Separate Account.

F. The Funds

The Separate Account invests in shares of the following Funds:

- AIM Variable Insurance Funds (Invesco Variable Insurance Funds)
- The Alger Portfolios
- Deutsche DWS Investments VIT Funds
- Deutsche DWS Variable Series I
- Deutsche DWS Variable Series II
- BNY Mellon Investment Portfolios (formerly Dreyfus Investment Portfolios)
- BNY Mellon Sustainable U.S. Equity Portfolio, Inc. (formerly The Dreyfus Sustainable U.S. Equity Portfolio, Inc.)
- Janus Aspen Series
- PIMCO Variable Insurance Trust

The Funds provide investment vehicles for variable life insurance and variable annuity contracts and, in the case of Janus Aspen Series, for certain qualified retirement plans. Shares of the Funds are sold only to insurance company separate accounts and qualified retirement plans. Shares of the Funds may be sold to separate accounts of other insurance companies, whether or not affiliated with us.

It is conceivable that in the future it may be disadvantageous for variable life insurance separate accounts and variable annuity separate accounts of companies unaffiliated with us, or for variable life

insurance separate accounts, variable annuity separate accounts and qualified retirement plans to invest simultaneously in the accounts, variable annuity separate accounts and qualified retirement plans to invest simultaneously in the Funds. Currently, we do not foresee disadvantages to variable life insurance owners, variable annuity owners or qualified retirement plans from these arrangements. The Funds monitor events for material conflicts between owners and determine what action, if any, should be taken. In addition, if we believe that a Fund's response to any of those events or conflicts insufficiently protects Owners, we will take appropriate action.

There can be no assurance that the DWS Government Money Market VIP portfolio will be able to maintain a stable net asset value per share. During extended periods of low interest rates, and partly as a result of insurance charges, the yield on the DWS Government Money Market VIP Subaccount may become extremely low and possibly negative. You could lose money when invested in the DWS Government Money Market VIP Subaccount.

A Fund may consist of separate Portfolios. The assets of each Portfolio are held separate from the assets of the other Portfolios, and each Portfolio has its own distinct investment objective and policies. Each Portfolio operates as a separate investment fund, and the investment performance of one Portfolio has no effect on the investment performance of any other Portfolio.

Subaccounts Closed to Further Investment. Two Subaccounts, which invest in the following portfolios, are closed to further investment. As a result of the closures, Contract owners are no longer able to allocate Purchase Payments or make transfers to these Subaccounts, including through any automatic investment program, such as Dollar Cost Averaging, asset allocation, or automatic account rebalancing. If and when you fully transfer out of an affected Subaccount, or otherwise have no remaining Contract Value in an affected Subaccount, you will not be permitted to allocate Purchase Payments to that Subaccount or to transfer Contract Value into or out of that Subaccount.

<u>Portfolio</u>	<u>Fund</u>	<u>Effective Date</u>
PIMCO International Bond Portfolio (U.S. Dollar-Hedged)	PIMCO Variable Insurance Trust	October 15, 2018
PIMCO Low Duration Portfolio	PIMCO Variable Insurance Trust	October 15, 2018

The following table summarizes each Fund/Portfolio's investment objective and provides the name of each investment adviser.

<u>Fund/Portfolio</u>	<u>Investment Objective and Investment Adviser</u>
Alger Balanced Portfolio (Class I-2 Shares)	Seeks current income and long term capital appreciation. The Portfolio's investment adviser is Fred Alger Management, LLC.
Alger Capital Appreciation Portfolio (Class I-2 Shares)	Seeks long term capital appreciation. The Portfolio's investment adviser is Fred Alger Management, LLC.
BNY Mellon Investment Portfolios (formerly Dreyfus Investment Portfolios), MidCap Stock Portfolio (Initial Share Class)¹	Seeks investment results that are greater than the total return performance of publicly traded common stocks of medium-size domestic companies in the aggregate, as represented by the Standard & Poor's MidCap 400® Index (S&P 400 Index). The Portfolio's investment adviser is BNY Mellon Investment Adviser, Inc. (formerly The Dreyfus Corporation).

* The subaccount that invests in this portfolio is closed to further investment. Please see "Subaccounts Closed to Further Investment."

¹ Effective on or about June 3, 2019, Dreyfus Investment Portfolios changed its name to BNY Mellon Investment Portfolios, and the fund's investment adviser, The Dreyfus Corporation, changed its name to BNY Mellon Investment Adviser, Inc.

<u>Fund/Portfolio</u>	<u>Investment Objective and Investment Adviser</u>
DWS Global Income Builder VIP (Class A Shares)	The fund seeks to maximize income while maintaining prospects for capital appreciation. DWS Investment Management Americas, Inc. is the investment advisor for the fund.
DWS Bond VIP (Class A Shares)	The fund seeks to maximize total return consistent with preservation of capital and prudent investment management. DWS Investment Management Americas, Inc. is the investment advisor for the fund.
DWS Capital Growth VIP (Class A Shares)	The fund seeks to provide long-term growth of capital. DWS Investment Management Americas, Inc. is the investment advisor for the fund.
DWS Global Equity VIP (Class A Shares)	The fund seeks capital appreciation. DWS Investment Management Americas, Inc. is the investment advisor for the fund.
DWS Small Mid Cap Value VIP (Class A Shares)	The fund seeks long-term capital appreciation. DWS Investment Management Americas, Inc. is the investment advisor for the fund.
DWS Equity 500 Index VIP (Class A Shares) ²	The fund seeks to replicate, as closely as possible, before the deduction of expenses, the performance of the Standard & Poor's 500 Composite Stock Price Index (the "S&P 500® Index"), which emphasizes stocks of large US companies. DWS Investment Management Americas, Inc. is the investment advisor for the fund. Northern Trust Investments, Inc. is the subadvisor for the fund.
DWS Global Small Cap VIP (Class A Shares)	The fund seeks above-average capital appreciation over the long term. DWS Investment Management Americas, Inc. is the investment advisor for the fund.
DWS International Growth VIP (Class A Shares)	The fund seeks long-term capital growth. DWS Investment Management Americas, Inc. is the investment advisor for the fund.
DWS Core Equity VIP (Class A Shares)	The fund seeks long-term growth of capital, current income and growth of income. DWS Investment Management Americas, Inc. is the investment advisor for the fund.
DWS High Income VIP (Class A Shares)	The fund seeks to provide a high level of current income. DWS Investment Management Americas, Inc. is the investment advisor for the fund.
DWS CROCI® International VIP (Class A Shares)	The fund seeks long-term growth of capital. DWS Investment Management Americas, Inc. is the investment advisor for the fund.
DWS CROCI® U.S. VIP (Class A Shares)	The fund seeks to achieve a high rate of total return. DWS Investment Management Americas, Inc. is the investment advisor for the fund.

² "Standard & Poor's®," "S&P®," "S&P 500®," "Standard & Poor's® 500," "Standard and Poor's MidCap 400®," and "500" are trademarks of The McGraw-Hill Companies, Inc., and have been licensed for use by DWS Investment Management Americas, Inc. The DWS Index 500 Portfolio is not sponsored, endorsed, sold or promoted by Standard & Poor's®, and Standard & Poor's® makes no representation regarding the advisability of investing in the Portfolio. Additional information may be found in the Portfolio's statement of additional information.

<u>Fund/Portfolio</u>	<u>Investment Objective and Investment Adviser</u>
DWS Government Money Market VIP (Class A Shares)	The fund seeks maximum current income to the extent consistent with stability of principal. DWS Investment Management Americas, Inc. is the investment advisor for the fund.
DWS Small Mid Cap Growth VIP (Class A Shares)	The fund seeks long-term capital appreciation. DWS Investment Management Americas, Inc. is the investment advisor for the fund.
Invesco V.I. Managed Volatility Fund (Series I Shares)	Both capital appreciation and current income while managing portfolio volatility. The Portfolio's investment adviser is Invesco Advisers, Inc.
BNY Mellon Sustainable U.S. Equity Portfolio, Inc. (formerly The Dreyfus Sustainable U.S. Equity Portfolio, Inc.) (Initial Share Class) ³	Seeks long-term capital appreciation. The Portfolio's investment adviser is BNY Mellon Investment Adviser, Inc. (formerly The Dreyfus Corporation). Newton Investment Management Limited (formerly Newton Investment Management (North America) Limited), an affiliate of BNY Mellon Investment Adviser, Inc., is the Portfolio's sub-adviser.
Janus Henderson Forty Portfolio (Institutional Shares)	Seeks long-term growth of capital. The Investment Adviser is Janus Capital Management LLC.
PIMCO International Bond Portfolio (U.S. Dollar-Hedged) (Administrative Shares)	Seeks maximum total return, consistent with preservation of capital and prudent investment management. Pacific Investment Management Company LLC ("PIMCO") is the investment adviser for the Portfolio.
PIMCO Low Duration Portfolio (Administrative Shares)	Seeks maximum total return, consistent with preservation of capital and prudent investment management. PIMCO is the investment adviser for the Portfolio.

³ Effective on or about June 3, 2019, The Dreyfus Sustainable U.S. Equity Portfolio, Inc. changed its name to BNY Mellon Sustainable U.S. Equity Portfolio, Inc., and the fund's investment adviser, The Dreyfus Corporation, changed its name to BNY Mellon Investment Adviser, Inc.

The Portfolios may not achieve their stated objective. More detailed information, including a description of risks, fees and expenses involved in investing in the Portfolios is found in the Portfolios' prospectuses accompanying this Prospectus and in the Portfolios' statements of additional information, available from us upon request. You should read the Portfolio prospectuses carefully.

G. Selection of Funds

The Funds or Portfolios offered through the Contracts are selected by ZALICO, and ZALICO may consider various factors, including, but not limited to asset class coverage, the strength of the investment adviser's (and/or subadviser's) reputation and tenure, brand recognition, performance, and the capability and qualification of each investment firm. We also consider whether the Fund or Portfolio or one of its service providers (e.g., the investment adviser, administrator and/or distributor) will make payments to us in connection with certain administrative, marketing, and support services, or whether the Funds or Portfolios adviser was an affiliate. We review the Portfolios periodically and may remove a Portfolio, or limit its availability to new premiums and/or transfers of Contract Value if we determine that a Portfolio no longer satisfies one or more of the selection criteria and/or if the Portfolio has not attracted significant allocations from Contract Owners.

You are responsible for choosing to invest in the Subaccounts that, in turn, invest in the Funds or Portfolios. You are also responsible for choosing the amounts allocated to each Subaccount that are appropriate for your own individual circumstances and your investment goals, financial situation, and risk tolerance. Since you bear the investment risk of investing in the Subaccounts, you should carefully consider any decisions regarding allocations of Purchase Payments and Contract Value to each Subaccount.

In making your investment selections, we encourage you to thoroughly investigate all of the information regarding the Funds or Portfolios that is available to you, including each Fund or Portfolio's prospectus, statement of additional information, and annual and semi-annual reports. Other sources such as the Fund or Portfolio's website or newspapers and financial and other magazines provide more current information, including information about any regulatory actions or investigations relating to a Fund or Portfolio. After you select Subaccounts in which to allocate Purchase Payments or Contract Value, you should monitor and periodically re-evaluate your investment allocations to determine if they are still appropriate.

You bear the risk that the Contract Value of your Contract may decline as a result of negative investment performance of the Subaccounts you have chosen.

We do not provide investment advice and we do not recommend or endorse any of the particular Funds or Portfolios available as variable options in the Contract.

Administrative, Marketing, and Support Services Fees.

The following applies to the Scudder DestinationsSM Annuity:

The Funds and Portfolios currently available for investment under the Contract do not charge 12b-1 fees.

We may receive payments from some of the Funds' service providers in connection with certain administrative and other services we perform and expenses we incur. The amount of the payment is based on a percentage of the assets of the particular Funds attributable to the Contract and/or to certain other variable insurance products that we issue. These percentages currently range from .10% to .25%. Some service providers pay us more than others.

The chart below provides the current maximum percentages of fees that we anticipate will be paid to us on an annual basis:

Incoming Payments to ZALICO			
<u>From the following Funds or their Service Providers:</u>	<u>Maximum % of assets*</u>	<u>From the following Funds or their Service Providers:</u>	<u>Maximum % of assets*</u>
AIM25%	BNY Mellon Sustainable U.S. Equity Portfolio, Inc. (formerly The Dreyfus Sustainable U.S. Equity Portfolio, Inc.)25%
Alger25%	Deutsche25%

* Payments are based on a percentage of the average assets of each Fund owned by the Subaccounts available under this Contract and/or under certain other variable insurance products offered by our affiliates and us.

The following applies to the Farmers Variable Annuity I:

We and/or our affiliates may receive 12b-1 fees from certain Funds or Portfolios that charge a 12b-1 fee. See the "Summary of Expenses" in this Prospectus. The 12b-1 fees we and/or others receive are calculated as a percentage of the average daily net assets of the Funds or Portfolios owned by the Subaccounts available under this Contract and certain other variable insurance products that we issue.

We and/or our affiliates may receive compensation from some of the Funds' service providers for administrative and other services we perform related to the Separate Account operations that might otherwise have been provided by the Funds. The amount of this compensation is based on a percentage of the assets of the particular Funds attributable to the Contract and/or to certain other variable insurance products that we issue. These percentages currently range from .085% to .40%. Some service providers pay us more than others. The chart below provides the current maximum combined percentages of 12b-1 fees and support fees that we anticipate will be paid to us on an annual basis:

Incoming Payments to ZALICO			
<u>From the following Funds or their Service Providers:</u>	<u>Maximum % of assets*</u>	<u>From the following Funds or their Service Providers:</u>	<u>Maximum % of assets*</u>
Janus Aspen25%	Deutsch	.085%
PIMCO40%		

* Payments are based on a percentage of the average assets of each Fund owned by the Subaccounts available under this Contract and/or under certain other variable insurance products offered by our affiliates and us.

Additional amounts we may receive, as applicable to both the Scudder DestinationsSM Annuity and the Farmers Variable Annuity I:

We and/or our affiliates also may directly or indirectly receive additional amounts or different percentages of assets under management from some of the Funds' service providers with regard to other variable insurance products we issue. These payments may be derived, in whole or in part, from the profits the investment adviser or sub-adviser realizes from the advisory fee deducted from Portfolio assets. Contract Owners, through their indirect investment in the Funds, bear the costs of these advisory fees. Certain investment advisers or their affiliates may provide us and/or selling firms with wholesaling services to assist us in servicing the Contract, may pay us and/or certain affiliates and/or selling firms amounts to participate in sales meetings or may reimburse our sales costs, and may provide us and/or certain affiliates and/or selling firms with occasional gifts, meals, tickets or other compensation. The amounts in the aggregate may be significant and may provide the investment adviser (or other affiliates) with increased access to us and to our affiliates.

Proceeds from these payments by the Funds or their service providers may be used for any corporate purpose, including payment of expenses that we and/or our affiliates incur in distributing and administering the Contracts, and that we incur, in our role as intermediary, in marketing and administering the underlying Portfolios. We and our affiliates may profit from these payments.

For further details about the compensation payments we make in connection with the sale of the Contracts, see "Distribution of Contracts" in this Prospectus.

H. Change of Investments

We reserve the right to make additions to, deletions from, or substitutions for the shares held by the Separate Account or that the Separate Account may purchase. We may eliminate the shares of any of the Funds or Portfolios and substitute shares of another portfolio or of another investment company, if the shares of a Fund or Portfolio are no longer available for investment, or if in our judgment further investment in any Fund or Portfolio becomes inappropriate in view of the purposes of the Separate Account. We will not substitute any shares attributable to your interest in a Subaccount without prior notice and the SEC's prior approval, if required. The Separate Account may purchase other securities for other series or classes of contracts, or may permit a conversion between series or classes of contracts on the basis of requests made by Owners.

We may establish additional subaccounts of the Separate Account, each of which would invest in a new portfolio of the Funds, or in shares of another investment company. New subaccounts may be established when, in our discretion, marketing needs or investment conditions warrant. New subaccounts may be made

available to existing Owners as we determine. We may also eliminate or combine one or more subaccounts, transfer assets, or substitute one subaccount for another subaccount, if, in our discretion, marketing, tax, or investment conditions warrant. We will notify all Owners of any such changes.

If we deem it to be in the best interests of persons having voting rights under the Contract, the Separate Account may be: (a) operated as a management company under the 1940 Act; (b) deregistered under the 1940 Act in the event such registration is no longer required; or (c) combined with our other separate accounts. To the extent permitted by law, we may transfer the assets of the Separate Account to another separate account or to the General Account.

FIXED ACCOUNT OPTION

Amounts allocated or transferred to the Fixed Account are part of our General Account, supporting insurance and annuity obligations. Interests in the Fixed Account are not registered under the 1933 Act, and the Fixed Account is not registered as an investment company under the 1940 Act. Accordingly, neither the Fixed Account nor any interests therein generally are subject to the provisions of the 1933 or 1940 Acts. We have been advised that the staff of the SEC has not reviewed the disclosures in this Prospectus relating to the Fixed Account. Disclosures regarding the Fixed Account, however, may be subject to the general provisions of the federal securities laws relating to the accuracy and completeness of statements made in prospectuses.

Under the Fixed Account Option, we pay a fixed interest rate for stated periods. This Prospectus describes only the aspects of the Contract involving the Separate Account and the MVA Option, unless we refer to fixed accumulation and annuity elements.

We guarantee that payments allocated to the Fixed Account earn a minimum fixed interest rate not less than the minimum rate allowed by state law. At our discretion, we may credit interest in excess of the minimum guaranteed rate. We reserve the right to change the rate of excess interest credited. We also reserve the right to declare different rates of excess interest depending on when amounts are allocated or transferred to the Fixed Account. As a result, amounts at any designated time may be credited with a different rate of excess interest than the rate previously credited to such amounts and to amounts allocated or transferred at any other designated time.

THE CONTRACTS

A. General Information.

This Contract is no longer offered for sale, although we continue to accept additional Purchase Payments under the Contract. The minimum additional Purchase Payment is \$500 (\$50 or more for IRAs). The minimum additional Purchase Payment is \$100 if you authorize us to draw on an account via check or electronic debit. Effective on and after August 1, 2014, the maximum total Purchase Payments under the Contract is \$10,000. Cumulative Purchase Payments in excess of \$10,000 require our prior approval. We reserve the right to waive or modify the minimum and maximum initial and subsequent Purchase Payments limits. The Internal Revenue Code may also limit the maximum annual amount of Purchase Payments. An allocation to a Subaccount, the Fixed Account or a Guarantee Period must be at least \$500.

Contracts issued on a group basis are represented by a certificate. Contracts issued on an individual basis are represented by an individual annuity contract. For purposes of this Prospectus, the term “Contract” refers both to certificates and to individual annuity contracts. The Contract was available to be purchased by natural persons, or by trusts or custodial accounts which hold the Contract as agent for and for the sole benefit of a natural person.

We may, at any time, amend the Contract in accordance with changes in the law, including applicable tax laws, regulations or rulings, and for other purposes.

During the Accumulation Period, you may assign the Contract or change a Beneficiary at any time by signing our form and sending our form back to the Service Center completed and in good order. No assignment or Beneficiary change is binding on us until we receive our form in good order. We reserve the right, except to the extent prohibited by applicable laws, regulations, or actions of the State insurance commissioner, to require that the assignment will be effective only upon acceptance by us, and to refuse assignments or transfers at any time on a non-discriminatory basis. We assume no responsibility for the validity of the assignment or Beneficiary change. An assignment may subject you to immediate tax liability and a 10% tax penalty.

Amounts payable during the Annuity Period may not be assigned or encumbered. In addition, to the extent permitted by law, annuity payments are not subject to levy, attachment or other judicial process for the payment of the Annuitant's debts or obligations.

You designate the Beneficiary. If you or the Annuitant die, and no designated Beneficiary or contingent beneficiary is alive at that time, we will pay your or the Annuitant's estate.

Under a Qualified Plan Contract, the provisions of the applicable plan may prohibit a change of Beneficiary. Generally, an interest in a Qualified Plan Contract may not be assigned.

B. The Accumulation Period.

1. Application of Purchase Payments.

You select how to allocate your Purchase Payments among the Subaccount(s), Guarantee Periods, and/or Fixed Account. The amount of each Purchase Payment allocated to a Subaccount is based on the value of an Accumulation Unit, as next computed after we receive the Purchase Payment in good order at the Service Center or the bank we have designated to receive Purchase Payments ("the bank"). Generally, we determine the value of an Accumulation Unit as of 4:00 p.m. Eastern Time on each day that the New York Stock Exchange ("NYSE") is open for trading. Purchase Payments that we receive at the Service Center in good order after 4:00 p.m. Eastern Time will be priced using the Accumulation Unit values next determined at the end of the next regular trading session of the NYSE. Electronic payments received by wire or through electronic credit or debit transactions at the bank in good order after 4:00 p.m. Eastern Time will be priced using the Accumulation Unit values next determined at the end of the next regular trading session of the NYSE. Please contact the Service Center for wiring instructions or instructions on automatic electronic debiting.

Purchase Payments allocated to a Guarantee Period or to the Fixed Account begin earning interest one day after we receive them in good order at the Service Center or the bank. Upon receipt of a Purchase Payment in good order, we determine the number of Accumulation Units credited by dividing the Purchase Payment allocated to a Subaccount by the Subaccount's Accumulation Unit value, as next computed after we receive the Purchase Payment.

Some of the Funds reserve the right to delay or refuse purchase requests from the Separate Account, as further described in their prospectuses and/or statements of additional information. Therefore, if you request a transaction under your Contract that is part of a purchase request delayed or refused by a Fund, we will be unable to process your request. In that event, we will notify you promptly in writing or by telephone.

The number of Accumulation Units will not change due to investment experience. Accumulation Unit value varies to reflect the investment experience of the Subaccount and the assessment of charges against the Subaccount, other than the Withdrawal Charge, the Records Maintenance Charge and Guaranteed Retirement Income Benefit Charge (See "SCUDDER DESTINATIONSSM ANNUITY CONTRACTS ISSUED BEFORE NOVEMBER 12, 2001" and "FARMERS VARIABLE ANNUITY I CONTRACTS ISSUED BEFORE NOVEMBER 12, 2001"). The number of Accumulation Units is reduced when the Records Maintenance Charge and Guaranteed Retirement Income Benefit Charge are assessed.

2. Accumulation Unit Value.

Each Subaccount has an Accumulation Unit value. When Purchase Payments or other amounts are allocated to a Subaccount, the number of units purchased is based on the Subaccount's Accumulation Unit value at the end of the current Valuation Period. When amounts are transferred out of or deducted from a Subaccount, units are redeemed in a similar manner.

The Accumulation Unit value for each subsequent Valuation Period is the investment experience factor for that Valuation Period times the Accumulation Unit value for the preceding Valuation Period. Each Valuation Period has a single Accumulation Unit value which applies to each day in the Valuation Period.

Each Subaccount has its own investment experience factor. The investment experience of the Separate Account is calculated by applying the investment experience factor to the Accumulation Unit value in each Subaccount during a Valuation Period.

The investment experience factor of a Subaccount for any Valuation Period is determined by the following formula:

(a divided by b) minus c, where:

"a" is:

- the net asset value per share of the Portfolio held in the Subaccount as of the end of the current Valuation Period; plus
- the per share amount of any dividend or capital gain distributions made by the Portfolio held in the Subaccount, if the "ex-dividend" date occurs during the current Valuation Period; plus or minus
- a credit or charge for any taxes reserved for the current Valuation Period which we determine have resulted from the investment operations of the Subaccount;

"b" is the net asset value per share of the Portfolio held in the Subaccount as of the end of the preceding Valuation Period; and

"c" is the factor representing asset-based charges (the mortality and expense risk and administration charges).

3. Guarantee Periods of the MVA Option.

You may allocate Purchase Payments to one or more Guarantee Periods with durations of one to ten years. Each Guarantee Period has a Guaranteed Interest Rate that will not change during the Guarantee Period. Interest is credited daily at the effective annual rate.

The following example illustrates how we credit Guarantee Period interest.

EXAMPLE OF GUARANTEED INTEREST RATE ACCUMULATION

Purchase Payment	\$40,000.00	
Guarantee Period	5 Years	
Guaranteed Interest Rate	3.00% Effective Annual Rate	
<u>Year</u>	<u>Interest Credited During Year</u>	<u>Cumulative Interest Credited</u>
1	\$1,200.00	\$1,200.00
2	1,236.00	2,436.00
3	1,273.08	3,709.08
4	1,311.27	5,020.35
5	1,350.61	6,370.96

Accumulated value at the end of 5 years is:

$$\$40,000.00 + \$6,370.96 = \$46,370.96$$

Note: This example assumes that no withdrawals or transfers are made during the five-year period. If you make withdrawals or transfers during this period, Market Value Adjustments and Withdrawal Charges apply.

The hypothetical interest rate is not intended to predict future Guaranteed Interest Rates. Actual Guaranteed Interest Rates for any Guarantee Period may be more than those shown.

At the end of any Guarantee Period, we send written notice of the beginning of a new Guarantee Period. A new Guarantee Period for the same duration starts unless you elect another Guarantee Period within 30 days after the end of the terminating Guarantee Period. You may choose a different Guarantee Period by calling the Service Center or by mailing us written notice in good order. You should not select a new Guarantee Period extending beyond the Annuity Date. Otherwise, the Guarantee Period amount available for annuitization will be subject to Market Value Adjustments and may be subject to Withdrawal Charges. **In a rising interest rate environment, the Market Value Adjustment could result in a substantial downward adjustment to your Contract Value.** (See “Market Value Adjustment” and “Withdrawal Charge” below.)

The amount reinvested at the beginning of a new Guarantee Period is the Guarantee Period Value for the Guarantee Period just ended. The Guaranteed Interest Rate in effect when the new Guarantee Period begins applies for the duration of the new Guarantee Period.

You may call or write us at the Service Center for the new Guaranteed Interest Rates.

4. Establishment of Guaranteed Interest Rates.

We declare the Guaranteed Interest Rates for each of the durations of Guarantee Periods from time to time at our discretion. Once established, rates are guaranteed for the respective Guarantee Periods. We advise you of the Guaranteed Interest Rate for a chosen Guarantee Period when we receive a Purchase Payment, when a transfer is effectuated or when a Guarantee Period renews. Withdrawals of Accumulated Guarantee Period Value are subject to Withdrawal Charges and Records Maintenance Charges and may be subject to a Market Value Adjustment. (See “Market Value Adjustment” below.)

We have no specific formula for establishing the Guaranteed Interest Rates. The determination may be influenced by, but not necessarily correspond to, the current interest rate environment. (See “The MVA Option”.) We may also consider, among other factors, the duration of a Guarantee Period, regulatory and tax requirements, sales commissions and administrative expenses we bear, and general economic trends.

We make the final determination of the Guaranteed Interest Rates to be declared. We cannot predict or guarantee the level of future Guaranteed Interest Rates.

5. Contract Value.

On any Valuation Date, Contract Value equals the total of:

- the number of Accumulation Units credited to each Subaccount, times
- the value of a corresponding Accumulation Unit for each Subaccount, plus
- your Accumulated Guarantee Period Value in the MVA Option, plus
- your interest in the Fixed Account.

6. Transfers During the Accumulation Period.

During the Accumulation Period, you may transfer the Contract Value among the Subaccounts, the Guarantee Periods and the Fixed Account subject to the following provisions:

- the amount transferred must be at least \$100 unless the total Contract Value attributable to a Subaccount, Guarantee Period or Fixed Account is transferred;
- the Contract Value remaining in a Subaccount, Guarantee Period or Fixed Account must be at least \$500 unless the total value is transferred;
- transfers may not be made from any Subaccount to the Fixed Account over the six months following any transfer from the Fixed Account into one or more Subaccounts;
- transfers from the Fixed Account may be made one time during the Contract Year during the 30 days following an anniversary of a Contract Year; and
- transfer requests we receive must be in good order.

We may charge a \$25 fee for each transfer in excess of 12 transfers per calendar year. However, transfers made pursuant to the Asset Allocation and Dollar Cost Averaging programs do not count toward these 12 transfers. In addition, transfers of Guarantee Period Value are subject to Market Value Adjustment unless the transfer is made within 30 days of the end of the Guarantee Period. Because a transfer before the end of a Guarantee Period is subject to a Market Value Adjustment, the amount transferred from the Guarantee Period may be more or less than the requested dollar amount.

We will make transfers pursuant to your mailed, faxed or telephone instructions that specify in detail the requested changes and are in good order. Transfers involving a Subaccount are based upon the Accumulation Unit values, as next calculated after we receive transfer instructions in good order at the Service Center. We may suspend, modify or terminate the transfer provision. We disclaim all liability if we follow in good faith instructions you give to us in accordance with our procedures, including requests for personal identifying information, that are designed to limit unauthorized use of the privilege. Therefore, you bear the risk of loss in the event of a fraudulent telephone transfer.

Mail, Fax, and Telephone Access. You may request transfers in writing by mailing your request (in good order) to our Service Center, or by faxing your request (in good order) to our Service Center at 1-866-609-3962. You may also request transfers by telephone by calling our Service Center at 1-800-449-0523 and providing us with all required information.

Website Access. You may request transfers through our website. Our website address at www.zurichamericanlifeinsurance.com is available 24 hours a day. Our website will allow you to request transfers among the Subaccounts, Fixed Account, and the Guarantee Periods and inquire about your Contract. To use the website for access to your Contract information or to request transfers, you must enter your Contract number and Personal Identification Number (PIN), which you can obtain from our Service Center.

Pricing of Transfers. We will price any transfer request that we receive in good order at the Service Center (by mail, fax, or telephone) or through our website address *before* the NYSE closes for regular trading (usually, 4:00 p.m. Eastern Time) using the Accumulation Unit values next determined at the end of that regular trading session of the NYSE.

And we will price any transfer request that we receive in good order at the Service Center (by mail, fax, or telephone) or through our website *after* the close of the regular business session of the NYSE, on any day the NYSE is open for regular trading, using the Accumulation Unit values next determined at the end of the next regular trading session of the NYSE.

E-mail Access. Currently, we do not allow transfer requests or withdrawals by e-mail. You may e-mail us through our website to request an address change or to inquire about your Contract. Please identify your Contract number in any transaction request or correspondence sent to us by e-mail.

Limitations on Transfers. The following transfers must be requested through standard first-class United States mail and must have an original signature:

- transfers in excess of \$250,000, per Contract, per day, and
- transfers into and out of the DWS International Growth VIP, the DWS Global Small Cap VIP, the DWS CROCI® International VIP or the DWS Global Equity VIP Subaccounts in excess of \$50,000, per Contract, per day.

These administrative procedures have been adopted under the Contract to protect the interests of the remaining Contract Owners from the adverse effects of frequent and large transfers into and out of variable annuity Subaccounts that can adversely affect the investment management of the underlying Funds or Portfolios.

We reserve the right to further amend the transfer procedures in the interest of protecting remaining Contract Owners.

Some of the Funds reserve the right to delay or refuse purchase requests from the Separate Account, as further described in their prospectuses and/or statements of additional information. Therefore, if you request a transaction under your Contract that is part of a purchase request delayed or refused by a Fund, we will be unable to process your request. In that event, we will notify you promptly in writing or by telephone.

Additional Telephone, Fax, and Online Access Rules and Conditions. We will employ reasonable procedures to confirm that telephone, fax, e-mail and website instructions are genuine. Such procedures may include confirming that instructions are in good order, requiring forms of personal identification prior to acting upon any telephone, fax, e-mail and website instructions, providing written confirmation of transactions to you, and/or tape recording telephone instructions and saving fax, e-mail and website instructions received from you. We disclaim all liability if we follow in good faith instructions given in accordance with our procedures that are designed to limit unauthorized use of the telephone, fax, e-mail and website privileges. Therefore, you bear the risk of loss in the event of a fraudulent telephone, fax, e-mail and website request.

In order to access our website or our automated customer response system, you will need to obtain a PIN by calling into the Service Center. You should protect your PIN, because the automated customer response system will be available to your representative of record and to anyone who provides your PIN. We will not be able to verify that the person providing electronic instructions is you or authorized by you.

We cannot guarantee that our telephone, fax, e-mail and website services will always be available. For example, our Service Center may be closed during severe weather emergencies or there may be interruptions in telephone or fax service or problems with computer systems that are beyond our control. Outages or slowdowns may prevent or delay our receipt of your request. If the volume of requests is unusually high, we might not be able to receive your order. Although we have taken precautions to help our systems handle heavy use, we cannot promise complete reliability under all circumstances. If you are experiencing problems, you should make your request or correspond in writing to our mailing address.

Transfer requests made in writing, by phone, by fax, or through our website must comply with our transfer provisions stated in this Prospectus. Any transfer requests that are not in good order or are not in compliance with these provisions will not be considered received at our Service Center. We reserve the right to modify, restrict, suspend or eliminate the transfer privileges (including the telephone, fax, and website transfer privilege) at any time, for any class of Contracts, for any reason.

Third Party Transfers. If you authorize a third party to transact transfers on your behalf, we will reallocate the Contract Value pursuant to the authorized asset allocation program. However, we do not offer or participate in any asset allocation program and we take no responsibility for any third party asset allocation program. We may suspend or cancel acceptance of a third party's instructions at any time and may restrict the variable options available for transfer under third party authorizations.

Automatic Account Rebalancing. You may elect to have transfers made automatically among the Subaccounts on an annual, semiannual or quarterly basis so that Contract Value is reallocated to match the percentage allocations in your predefined allocation elections. Transfers under this program are not subject to the \$100 minimum transfer limitation. Your election to participate in the automatic asset reallocation program must be in writing on our form and returned to us in good order.

7. Policy and Procedures Regarding Disruptive Trading and Market Timing.

Statement of Policy. This Contract is not designed for use by organizations or individuals engaged in market timing or for use by investors who make frequent transfers, programmed transfers, transfers into and then out of a Subaccount in a short period of time, or transfers of large amounts at one time (“Disruptive Trading”).

Market timing and other kinds of Disruptive Trading can increase your investment risks and have harmful effects for you, for other Contract Owners, for the underlying Portfolios, and for other persons who have material rights under the Contract, such as insureds and beneficiaries. These risks and harmful effects include:

- dilution of the interests of long-term investors in a Subaccount if market timers manage to transfer into an underlying Portfolio at prices that are below the true value or to transfer out of the underlying Portfolio at prices that are above the true value of the underlying Portfolio’s investments (some market timers attempt to do this through methods known as “time-zone arbitrage” and “liquidity arbitrage”); and
- reduced investment performance due to adverse effects on Portfolio management by:
 - impeding a Portfolio manager’s ability to sustain an investment objective;
 - causing the underlying Portfolio to maintain a higher level of cash than would otherwise be the case; or
 - causing an underlying Portfolio to liquidate investments prematurely (or otherwise at an inopportune time) in order to pay withdrawals or transfers out of the underlying Portfolio; and
 - increased costs to you in the form of increased brokerage and administrative expenses. These costs are borne by *all* Contract Owners invested in those Subaccounts, not just those making the transfers.

Policy Against Disruptive Trading. We have adopted policies and procedures that are intended to detect and deter market timing and other forms of Disruptive Trading in the Contract. We do not make special arrangements or grant exceptions or waivers to accommodate any persons or class of persons with regard to these policies and procedures.

Do not invest with us if you intend to engage in market timing or potentially Disruptive Trading.

For these purposes, we do not include transfers made pursuant to Dollar Cost Averaging.

Detection. We monitor the transfer activities of Owners in order to detect market timing and other forms of Disruptive Trading activity. However, despite our monitoring we may not be able to detect or halt all Disruptive Trading activity. Our ability to detect Disruptive Trading may be limited by operational or technological systems, as well as by our ability to predict strategies employed by market timers to avoid detection. As a result, despite our efforts, there is no assurance that we will be able to identify and curtail all Disruptive Trading by such Contract Owners or intermediaries acting on their behalf.

In addition, because other insurance companies (and retirement plans) with different market timing policies and procedures may invest in the underlying Portfolios, we cannot guarantee that all harmful trading will be detected or that an underlying Portfolio will not suffer harm from Disruptive Trading in the subaccounts of variable products issued by these other insurance companies (or retirement plans) that invest in the underlying Portfolios.

As a result, to the extent we are not able to detect Disruptive Trading activity, or other insurance companies (or retirement plans) fail to detect such activity, it is possible that a market timer may be able to engage in Disruptive Trading transactions that may interfere with underlying Portfolio management and cause you to experience detrimental effects such as increased costs, lower performance and a dilution of your interest in a underlying Portfolio.

Deterrence. We impose limits on transfer activity within the Contract in order to deter Disruptive Trading.

We will accept the following transfers only if the order is sent to us with an original signature and by first class U.S. Mail:

- transfers in excess of \$250,000 per Contract, per day; and
- transfers in excess of \$50,000 per Contract, per day, into or out any of the following Subaccounts:
 - DWS International Growth VIP,
 - DWS Global Small Cap VIP,
 - DWS CROCI® International VIP, or
 - DWS Global Equity VIP.

If you send a transfer request in excess of these restrictions by any other method (such as fax, phone, or overnight mail), we will not honor your request.

If we identify suspicious transfer activity, we will advise you in writing that we are monitoring your transfer activity and that we will impose restrictions if we identify a pattern of Disruptive Trading activity. If we identify such a pattern as a result of continued monitoring, we will notify you in writing that all future transfers must be requested through **first class U.S. Mail with an original signature**. This means that we would accept only written transfer requests with an original signature transmitted to us only by U.S. mail. We may also restrict the transfer privileges of others acting on your behalf, including your registered representative or an asset allocation or investment advisory service.

To further deter any market timing and Disruptive Trading activities, we may at any time and without prior notice:

- terminate all telephone, website, email or fax transfer privileges;
- limit the total number of transfers;
- place further limits on the dollar amount that may be transfer;
- require a minimum period of time between transfers; or
- refuse transfer requests from intermediaries acting on behalf of you.

Our ability to impose these restrictions in order to discourage market timing and other forms of Disruptive Trading may be limited by provisions of your Contract. As a result, to the extent the provisions of your Contract limit our actions, some Contract Owners may be able to market time through the Contract, while others would bear the harm associated with the timing.

We reserve the right to reject any premium payment or transfer request from any person without prior notice, if, in our judgment, (1) the payment or transfer, or series of transfers, would have a negative impact on an underlying Portfolio's operations, (2) if an underlying Portfolio would reject or has rejected our purchase order, or has instructed us not to allow that purchase or transfer, or (3) because of a history of large or frequent transfers. We may impose other restrictions on transfers, or even prohibit transfers for any Owner who, in our view, has abused, or appears likely to abuse, the transfer privilege. We also reserve the right to reverse a potentially harmful transfer if an underlying Portfolio refuses or reverses our order; in

such instances some Contract Owners may be treated differently than others. For all of these purposes, we may aggregate two or more variable insurance products that we believe are connected.

In addition to our internal policies and procedures, we will administer your Contract to comply with any applicable state, federal, and other regulatory requirements concerning transfers. We reserve the right to implement, administer, and charge you for any fee or restriction, including redemption fees, imposed by any underlying Portfolio. To the extent permitted by law, we also reserve the right to defer the transfer privilege at any time that we are unable to purchase or redeem shares of any of the underlying Portfolios.

Under our current policies and procedures, we do not:

- impose redemption fees on transfers;
- expressly limit the number, size or frequency of transfers in a given period (except for certain Subaccounts listed above where transfers that exceed a certain size are prohibited); or
- allow a certain number of transfers in a given period.

Redemption fees, other transfer limits, and other procedures or restrictions may be more or less successful than ours in deterring market timing or other forms of Disruptive Trading and in preventing or limiting harm from such trading.

Please note that the limits and restrictions described herein are subject to our ability to monitor transfer activity. Our ability to detect market timing and other Disruptive Trading may be limited by operational and technological systems, as well as by our ability to predict strategies employed by Contract Owners (or those acting on their behalf) to avoid detection. As a result, despite our efforts to prevent harmful trading activity among the Subaccounts available under the Contract, there is no assurance that we will be able to deter or detect market timing or Disruptive Trading by such Contract Owners or intermediaries acting on their behalf. Moreover, our ability to discourage and restrict market timing or Disruptive Trading may be limited by decisions of state regulatory bodies and court order which we cannot predict.

We may revise our policies and procedures in our sole discretion at any time and without prior notice, as we deem necessary or appropriate (1) to better detect and deter market timing or other Disruptive Trading if we discover that our current procedures do not adequately curtail such activity, (2) to comply with state or federal regulatory requirements, or (3) to impose additional or alternative restrictions on Owners engaging in frequent transfer activity among the underlying Portfolios under the Contract. The actions we take will be based on policies and procedures that we apply uniformly to all Contract Owners.

Underlying Portfolio Frequent Trading Policies. The underlying Portfolios may have adopted their own policies and procedures with respect to frequent purchases and redemptions of their respective shares. The prospectuses for the underlying Portfolios describe any such policies and procedures. The frequent trading policies and procedures of one underlying Portfolio may be different, and more or less restrictive, than the frequent trading policies and procedures of another underlying Portfolios and the policies and procedures we have adopted for the Contract to discourage market timing and other programmed, large, frequent, or short-term transfers.

You should be aware that, as required by SEC regulation, we have entered into a written agreement with each underlying Fund or principal underwriter that obligates us to provide the Fund, upon written request, with information about you and your trading activities in the Fund's Portfolios. In addition, we are obligated to execute instructions from the Funds that may require us to restrict or prohibit your investment in a specific Portfolio if the Fund identifies you as violating the frequent trading policies that the Fund has established for that Portfolio.

If we receive a premium payment from you with instructions to allocate it into a Fund that has directed us to restrict or prohibit your trades into the Fund, then we will request new allocation instructions from you. If you request a transfer into a Fund that has directed us to restrict or prohibit your trades, then we will not effect the transfer.

Omnibus Order. Contract Owners and other persons with material rights under the Contract also should be aware that the purchase and redemption orders received by the underlying Portfolios generally are “omnibus” orders from intermediaries such as retirement plans and separate accounts funding variable insurance products. The omnibus orders reflect the aggregation and netting of multiple orders from individual retirement plan participants and individual owners of variable insurance products. The omnibus nature of these orders may limit the underlying Portfolios’ ability to apply their respective frequent trading policies and procedures. We cannot guarantee that the underlying Portfolios will not be harmed by transfer activity relating to the retirement plans or other insurance companies that may invest in the underlying Portfolios. These other insurance companies are responsible for their own policies and procedures regarding frequent transfer activity. If their policies and procedures fail to successfully discourage harmful transfer activity, it will affect other owners of underlying Portfolio shares, as well as the owners of all of the variable annuity or life insurance policies, including ours, whose variable options correspond to the affected underlying Portfolios. In addition, if an underlying Portfolio believes that an omnibus order we submit may reflect one or more transfer requests from Owners engaged in market timing and other programmed, large, frequent, or short-term transfers, the underlying Portfolio may reject the entire omnibus order and thereby delay or prevent us from implementing your request.

8. Withdrawals During the Accumulation Period.

You may redeem some or all of the Contract Value, subject to any applicable Market Value Adjustment and minus any Withdrawal Charge. In a rising interest rate environment, the Market Value Adjustment could result in a substantial downward adjustment to your Contract Value.

Withdrawals will have tax consequences. (See “Federal Tax Considerations.”) A withdrawal of the entire Contract Value is called a surrender.

In any Contract Year, you may withdraw or surrender the Contract, without Withdrawal Charge, up to the greater of:

- the excess of Contract Value over total Purchase Payments subject to Withdrawal Charges, minus prior withdrawals that were previously assessed a Withdrawal Charge, or
- 10% of the Contract Value.

See “Contract Charges and Expenses-Withdrawal Charge” for a discussion of the charges we deduct from partial withdrawals and surrenders.

If your Contract Value is allocated to more than one Subaccounts, you must specify the Subaccount(s) from which you want us to take the partial withdrawal. If you do not specify the Subaccount(s), we will redeem Accumulation Units on a pro rata basis from all Subaccount(s) in which you have an interest. Accumulation Units attributable to the earliest Contribution Years are redeemed first.

Partial withdrawals are subject to the following:

- Partial withdrawals are not permitted from the Fixed Account in the first Contract Year.
- The minimum withdrawal is \$ 100 (before any Market Value Adjustment), or your entire interest in the variable option(s) from which withdrawal is requested.
- You must leave at least \$500 in each Subaccount from which the withdrawal is requested, unless the total value is withdrawn.

A request to withdraw shall be made in writing (in good order) to us at the Service Center and should be accompanied by the Contract if surrender is requested. You may request a surrender or partial withdrawal in writing by mailing your request (in good order) to our Service Center. All requests for surrender or partial withdrawal must be submitted in writing with a signature guarantee.

Withdrawal requests are processed only on days when the New York Stock Exchange is open. The Withdrawal Value attributable to the Subaccounts is determined on the basis of the Accumulation Unit

values, as calculated after we receive the request. We will price any partial withdrawal or surrender request that we receive in good order at the Service Center *before* the NYSE closes for regular trading (usually 4:00 p.m. Eastern Time) using the Accumulation Unit values next determined at the end of that regular trading session of the NYSE. We will price any partial withdrawal or surrender request that we receive in good order at the Service Center *after* the NYSE closes for regular trading (usually 4:00 p.m. Eastern Time), using the Accumulation Unit values next determined at the end of the next regular trading session of the NYSE. The Withdrawal Value attributable to the Subaccounts is paid within seven days after we receive the request. However, we may suspend withdrawals or delay payment:

- during any period when the New York Stock Exchange is closed,
- when trading in a Fund or Portfolio is restricted or the SEC determines that an emergency exists, or
- as the SEC by order may permit.

If, pursuant to SEC rules, the DWS Government Money Market VIP Portfolio suspends payment of redemption proceeds in connection with a liquidation of the Portfolio, we will delay payment of any transfer, partial withdrawal, surrender, loan, or death benefit from the DWS Government Money Market VIP Subaccount until the Portfolio no longer suspends such payments.

For withdrawal requests from the MVA Option and the Fixed Account, we may defer any payment for up to six months, as permitted by state law. During the deferral period, we will continue to credit interest at the current Guaranteed Interest Rate for the same Guarantee Period.

Withdrawals are permitted from Contracts issued in connection with Section 403(b) Qualified Plans only under limited circumstances. If your Contract was issued pursuant to a 403(b) plan, we generally are required to confirm, with your 403(b) plan sponsor or otherwise, that surrenders, withdrawals or transfers you request comply with applicable tax requirements and to decline requests that are not in compliance. We will defer such payments you request until all information required under the tax law has been received. By requesting a surrender, withdrawal or transfer, you consent to the sharing of confidential information about you, your Contract, and transactions under your Contract and any other 403(b) contracts or accounts you have under the 403(b) plan among us, your employer or plan sponsor, any plan administrator or recordkeeper, and other product providers. (See “Federal Tax Considerations.”)

A participant in the Texas Optional Retirement Program (“ORP”) must obtain a certificate of termination from the participant’s employer before a Contract can be redeemed. The Attorney General of Texas has ruled that participants in the ORP may redeem their interest in a Contract issued pursuant to the ORP only upon termination of employment in Texas public institutions of higher education, or upon retirement, death or total disability. In those states adopting similar requirements for optional retirement programs, we will follow similar procedures.

Other types of Qualified Plan Contracts also may be subject to withdrawal restrictions under the Code or the terms of the Qualified Plan. You should consult your tax adviser and your plan sponsor regarding such restrictions. To the extent that you request a transaction with respect to your Qualified Plan Contract that requires us to share confidential information about you in order to comply with the rules under the Code or the plan governing your Qualified Contract, you consent to such information sharing by requesting the transaction.

9. Market Value Adjustment.

Any withdrawal, transfer or annuitization of Guarantee Period Values, unless effected within 30 days after a Guarantee Period ends, may be adjusted up or down by a Market Value Adjustment. We calculate and apply the Market Value Adjustment before we calculate and deduct the Withdrawal Charge.

The Market Value Adjustment reflects the relationship between (a) the currently established interest rate (“Current Interest Rate”) for a Guarantee Period equal to the remaining length of the Guarantee

Period, rounded to the next higher number of complete years, and (b) the Guaranteed Interest Rate applicable to the amount being withdrawn. Generally, if the Guaranteed Interest Rate is the same or lower than the applicable Current Interest Rate, the Market Value Adjustment reduces Guarantee Period Value and results in a lower payment. Conversely, if the Guaranteed Interest Rate is higher than the applicable Current Interest Rate, the Market Value Adjustment increases Guarantee Period Value and results in a higher payment.

Please be aware that Market Value Adjustments are sensitive to changes in interest rates. If you withdraw money from a Guarantee Period before its term has expired, and during a period of rising interest rates, you likely will be assessed a negative Market Value Adjustment. **In times of rising interest rates, the negative Market Value Adjustment could result in a substantial downward adjustment to your Contract Value.** Before you take a withdrawal from a Guarantee Period, you should know its expiration date, and ask the Service Center to calculate whether a Market Value Adjustment will apply and how much it will be.

MVA Endorsement Adding the MVA Floor. Effective April 1, 2005 (the “Effective Date”), we amended your Contract or certificate by putting a “floor” on the Market Value Adjustment feature and increasing the Guaranteed Interest Rate to 3% on all Guarantee Period Values. For this to occur, we issued an endorsement to your Contract or certificate (the “MVA Endorsement”).

The MVA Endorsement enhanced the MVA formula for your Contract by limiting (i.e., putting a “floor” on) any downward Market Value Adjustment that might be applied after the Effective Date of the MVA Endorsement. The “floor” ensures that, regardless of any changes in interest rates, if you withdraw or transfer money from a Guarantee Period before it expires and after the Start Date, then you will receive a return on your Guarantee Period Value as of the Start Date (before any deductions for Contract charges) that will not be less than the Contract’s new minimum Guaranteed Interest Rate of 3% per annum. The Start Date is the later of the Effective Date of the MVA Endorsement or the beginning of a new Guarantee Period.

In applying the MVA formula, each amount allocated to a different Guarantee Period or allocated at different times will be considered separately.

The specific terms of this change to your Contract are described in the MVA Endorsement.

As a result of the issuance of the MVA Endorsement, the interests under the Contract relating to the MVA Option are no longer securities registered under the Securities Act of 1933.

The Market Value Adjustment (MVA) uses this formula:

$$MVA = GPV \times \left(\frac{1 + I}{1 + J} \right)^{t/365 - 1}$$

Where:

“I” is the Guaranteed Interest Rate being credited to the Guarantee Period Value (GPV) subject to the Market Value Adjustment,

“J” is the Current Interest Rate we declare, as of the effective date of the application of the Market Value Adjustment, for current allocations to a Guarantee Period the length of which is equal to the balance of the Guarantee Period for the Guarantee Period Value subject to the Market Value Adjustment, rounded to the next higher number of complete years, and

“t” is the number of days remaining in the Guarantee Period.

Any downward Market Value Adjustment is limited by the MVA “floor” described above.

For an illustration of the new “floor” on a downward Market Value Adjustment, as well as an upward Market Value Adjustment, see Appendix A.

10. Guaranteed Death Benefit.

We pay a death benefit to the Beneficiary if any of the following occurs during the Accumulation Period:

- the Owner, or a joint owner, dies,
- the Annuitant dies with no living contingent annuitant, or
- the contingent annuitant dies after the Annuitant.

Each Beneficiary or contingent beneficiary will bear the investment risk (i.e., receive any gains or bear any losses) on investments held in the Subaccounts until the payment of the death benefit. The amount of the death benefit depends on the age of the deceased Owner or Annuitant when the death benefit becomes payable.

If the deceased Owner or Annuitant dies before age 91, we will pay the Beneficiary the greatest of the following less debt:

- Contract Value,
- Purchase Payments minus previous withdrawals, accumulated at 5.00% interest per year to the earlier of the deceased's age 80 or the date of death, plus Purchase Payments minus all withdrawals from age 80 to the date of death, or
- the greatest anniversary value before death.

The greatest anniversary value equals:

- the highest of the Contract Values on each contract anniversary prior to the deceased's age 81, plus the dollar amount of any Purchase Payments made since that anniversary minus
- withdrawals since that anniversary.

We pay Contract Value to the Beneficiary if an Owner or Annuitant dies after age 91. The Owner or Beneficiary (unless the Owner has already elected an Annuity Option), as appropriate, may elect to have all or a part of the death benefit proceeds paid to the Beneficiary under one of the Annuity Options described under "Annuity Options" below. The death benefit must be distributed within five years after the date of death unless an Annuity Option is elected or a surviving spouse elects to continue the Contract in accordance with the provisions described below.

Note: The right of a spouse to continue the Contract and all Contract provisions relating to spousal continuation are available only to a person who meets the definition of "spouse" under the Federal Defense of Marriage Act, or any other applicable Federal law. The Supreme Court in *United States v Windsor* invalidated the limitation of marriage to opposite-sex couples in the federal Defense of Marriage Act ("DOMA"). In *Obergefell v. Hodges*, the U.S. Supreme Court required all states to issue marriage licenses to same-sex couples and to recognize same-sex marriages validly performed in other jurisdictions. Under current Federal law, a prospective or current Owner who has entered into or is contemplating a civil union or a same sex marriage should be aware that the rights of the spouse under the spousal continuation provisions of this Contract will not be available to such partner or same sex marriage spouse.

For Non-Qualified Plan Contracts or Individual Retirement Annuities, if the Beneficiary is the Owner's surviving spouse (as defined under Federal law) (or the Annuitant's surviving spouse if the Owner is not a natural person), the surviving spouse may elect to continue the Contract in lieu of taking a death benefit distribution.

The spouse will become the successor Owner of the Contract subject to the following:

- The Contract Value will be increased to reflect the amount of the death benefit. The difference will be credited to the DWS Government Money Market VIP Subaccount.

- No Withdrawal Charges will apply on existing values in the Contract. However, Purchase Payments made after the original owner's death are subject to Withdrawal Charges.
- Upon the death of the surviving spouse, the death benefit will be calculated from the time that the election to continue the Contract is made. A subsequent spouse of the surviving spouse will not be able to continue the Contract.

The above option is subject to availability of this feature in your state.

As an alternative to the above election, the surviving spouse may elect to continue a Non-Qualified Plan Contract or an Individual Retirement Annuity without receiving the increase in Contract Value attributable to the death benefit. In this case, all rights, benefits and charges under the Contract will continue including any applicable Withdrawal Charges.

CONTRACT CHARGES AND EXPENSES

This section describes the charges and deductions that we make under the Contract to compensate for: (1) the services and benefits we provide; (2) the costs and expenses we incur; and (3) the risks we assume. The fees and charges we deduct under the Contract may result in a profit to us.

We deduct the following charges and expenses:

- mortality and expense risk charge,
- administration charge,
- records maintenance charge,
- Withdrawal Charge,
- Guaranteed Retirement Income Benefit Rider Charge, if any,
- transfer charge,
- investment management fees and other expenses, and
- applicable state premium taxes.

Subject to certain expense limitations, you indirectly bear investment management fees and other Fund expenses.

A. Charges Against The Separate Account.

1. Mortality and Expense Risk Charge.

We assess each Subaccount a daily asset charge for mortality and expense risks at a rate of 1.25% per annum. Variable Annuity payments reflect the investment experience of each Subaccount but are not affected by changes in actual mortality experience or by actual expenses we incur. If you annuitize the Contract on a variable basis, we will continue to assess a daily Mortality and Expense Risk Charge at an annual rate of 1.25% against the assets you hold in the Separate Account.

The mortality risk we assume arises from two contractual obligations. First, if you or the Annuitant die before age 91 and before the Annuity Date, we may, in some cases, pay more than Contract Value. (See "Guaranteed Death Benefit", above.) Second, when Annuity Options involving life contingencies are selected, we assume the risk that Annuitants will live beyond actuarial life expectancies.

We also assume an expense risk. Actual expenses of administering the Contracts may exceed the amounts we recover from the Records Maintenance Charge or the administrative cost portion of the daily asset charge.

2. Administration Charge.

We assess each Subaccount a daily administration charge at a rate of 0.15% per annum. This charge reimburses us for expenses incurred for administering the Contracts. These expenses include Owner inquiries, changes in allocations, Owner reports, Contract maintenance costs, and data processing costs. The administration charge covers the average anticipated administrative expenses incurred while the Contracts are in force. There is not necessarily a direct relationship between the amount of the charge and the administrative costs of a particular Contract. If you annuitize the Contract on a variable basis, we will continue to assess a daily Administration Charge at an annual rate of 0.15% against the assets you hold in the Separate Account.

3. Records Maintenance Charge.

We deduct an annual Records Maintenance Charge of \$30 during the Accumulation Period. The charge is assessed:

- at the end of each Contract Year,
- on Contract surrender, and
- upon annuitization.

However, we do not deduct the Records Maintenance Charge for Contracts with Contract Value of at least \$50,000 on the assessment date. Except as described in the Exceptions section of this Prospectus (see “CONTRACT CHARGES AND EXPENSES—Charges Against The Separate Account—9. Exceptions”), there are no other waivers of or reductions in the Records Maintenance Charge.

This charge reimburses us for the expenses of establishing and maintaining Contract records. The Records Maintenance Charge reduces the net assets of each Subaccount, Guarantee Period and the Fixed Account. The Records Maintenance Charge is assessed equally among all Subaccounts in which you have an interest.

If your Contract Value is less than the \$30 Records Maintenance Charge on the anniversary of your Contract’s date of issue when the Records Maintenance Charge is assessed, your Contract and any applicable riders (including, but not limited to, the GRIB rider) will terminate, without value and without further notice, on that date. If your Contract has the GRIB rider, permitting the Contract to terminate without value will result in the GRIB rider also terminating along with any accumulated benefits. You should consult your financial advisor and make sure that you fully understand the impact that permitting your Contract to terminate without value will have on your GRIB rider benefits.

If your Contract Value is less than \$30 on the anniversary of your Contract’s date of issue when the Records Maintenance Charge is assessed, you can avoid having your Contract and any applicable riders terminate, without value and without further notice, by making additional Purchase Payments into your Contract before the Records Maintenance Charge is assessed. The minimum additional Purchase Payment is \$500 (\$50 or more for IRAs; \$100 if you authorize us to draw on an account via check or electronic debit). See “THE CONTRACTS—General Information”. Your additional Purchase Payments are subject to all applicable charges, such as applicable state premium taxes.

4. Withdrawal Charge.

We deduct a Withdrawal Charge to cover Contract sales expenses, including commissions and other promotion and acquisition expenses.

Each Contract Year, you may withdraw or surrender the Contract, without Withdrawal Charge, up to the greater of:

- the excess of Contract Value over total Purchase Payments subject to Withdrawal Charges, minus prior withdrawals that were previously assessed a Withdrawal Charge, or
- 10% of the Contract Value.

If you withdraw a larger amount, the excess Purchase Payments withdrawn are subject to a Withdrawal Charge. The Withdrawal Charge applies in the first seven Contribution Years following each Purchase Payment as follows:

<u>Contribution Year</u>	<u>Withdrawal Charge</u>
First	7%
Second	6%
Third	5%
Fourth	5%
Fifth	4%
Sixth	3%
Seventh	2%
Eighth and following	0%

Purchase Payments are deemed surrendered in the order in which they were received.

When a withdrawal is requested in good order, you receive a check in the amount requested. If a Withdrawal Charge applies, Contract Value is reduced by the Withdrawal Charge, plus the dollar amount sent to you.

Because Contribution Years are based on the date each Purchase Payment is made, you may be subject to a Withdrawal Charge, even though the Contract may have been issued many years earlier. (For additional details, see “Withdrawals During the Accumulation Period.”)

Subject to certain exceptions and state approvals, Withdrawal Charges are not assessed on withdrawals:

- after you have been confined in a hospital or skilled health care facility for at least 30 days and you remain confined at the time of the request;
- within 30 days following your discharge from a hospital or skilled health care facility after a confinement of at least 30 days; or
- if you or the Annuitant become disabled after the Contract is issued and before age 65.

Restrictions and provisions related to the nursing care or hospitalization disability waivers are described in Contract endorsements.

The Withdrawal Charge compensates us for Contract distribution expenses, which include the payment of on-going trail commissions to selling firms (See “Distribution of Contracts”). Currently, we anticipate Withdrawal Charges will not fully cover distribution expenses. We may use our general assets to pay distribution expenses. Those assets may include proceeds from the mortality and expense risk charge.

The Withdrawal Charge also applies at annuitization to amounts attributable to Purchase Payments in their seventh Contribution Year or earlier. No Withdrawal Charge applies upon annuitization if you select Annuity Options 2, 3 or 4 or if payments under Annuity Option 1 are scheduled to continue for at least five years. See “The Annuity Period-Annuity Options” for a discussion of the Annuity Options available.

5. Optional Guaranteed Retirement Income Benefit (“GRIB”) Rider Charge.

If you have selected the GRIB rider and it is in force, we will deduct an annual charge of 0.25% of Contract Value for this rider. We deduct a pro rata portion of the charge on the last business day of each calendar quarter. This quarterly charge is deducted from each Subaccount, each Guarantee Period and the Fixed Account in which you have value based on the proportion that the value you have in each account bears to your total Contract Value. If the GRIB rider is not exercised by the Annuitant’s age 91, the GRIB terminates without value on that date. Contract Owners must exercise the GRIB rider no later than the Contract anniversary before the Annuitant’s age 91. We do not charge for this rider after the Annuitant’s 91st birthday. We do not assess the GRIB Charge after you annuitize your Contract.

6. Transfer Charge.

We currently allow you to make unlimited transfers without charge. We reserve the right to assess a transfer fee of \$25 for the thirteenth and each subsequent transfer during a Contract Year.

7. Investment Management Fees and Other Expenses.

Each Fund or Portfolio's net asset value may reflect the deduction of investment management fees, Rule 12b-1 fees and general operating expenses. Subject to limitations, you indirectly bear these fees and expenses. (See "Summary of Expenses.") For 2019, total annual investment management fees and expenses for the Funds and Portfolios offered through the Contracts ranged from 0.26% to 1.10% of average daily Portfolio assets. Further detail is provided in the attached prospectuses for the Funds or Portfolios and the Portfolios' or Funds' statements of additional information.

Redemption Fees. A Fund or Portfolio may assess a redemption fee of up to 2% on Subaccount assets that are redeemed out of the Fund or Portfolio in connection with a withdrawal or transfer. Each Fund or Portfolio determines the amount of the redemption fee and when the fee is imposed. The redemption fee is retained by or paid to the Fund or Portfolio and is not retained by us. The redemption fee will be deducted from your Contract Value. For more information on each Fund or Portfolio's redemption fee, see the Fund or Portfolio prospectus.

8. State and Local Government Premium Taxes.

Certain state and local governments impose a premium tax of up to 3.5% of Purchase Payments which, depending on the state, is paid by us at the time we receive a Purchase Payment from you or at the time you annuitize your Contract. If you live in a state where we pay premium tax at the time we receive a Purchase Payment from you (Florida, Maine, South Dakota, West Virginia, and Wyoming), we reserve the right to deduct the amount of the premium tax payable from your Contract Value at the time we receive your Purchase Payment. If you live in a state where we pay premium tax when you annuitize your Contract (California and Nevada), we will deduct the amount of the premium tax payable from your Contract Value (if you annuitize under the standard feature in your Contract) or from your GRIB base (if you annuitize under the GRIB rider). We will take this deduction at the time of annuitization of your Contract. In no event will this deduction for premium tax exceed the amount of your Contract Value at the time of annuitization. The charge we deduct for premium tax will never exceed the amount of premium tax we have paid to your state on your Purchase Payments. See "Appendix A-State and Local Government Premium Tax Chart" in the Statement of Additional Information.

9. Exceptions.

We may decrease the mortality and expense risk charge, the administration charge, and the Records Maintenance Charge without notice. However, we guarantee that they will not increase. We bear the risk that those charges will not cover our costs. On the other hand, should the charges exceed our costs, we will not refund any charges. Any profit is available for corporate purposes including, among other things, payment of distribution expenses.

We may also reduce or waive charges, including but not limited to, the Records Maintenance Charge, the Withdrawal Charge, and mortality and expense risk and administration charges, for certain sales that may result in cost savings, such as those where we incur lower sales expenses or perform fewer services because of economies due to the size of a group, the average contribution per participant, or the use of mass enrollment procedures. We may also reduce or waive charges and/or credit additional amounts on Contracts issued to:

- employees and registered representatives (and their families) of broker-dealers (or their affiliated financial institutions) that have entered into selling group agreements with BFP Securities, LLC ("BFPS"), and

- officers, directors and employees (and their families) of ZALICO, Deutsche DWS Investments VIT Funds and Deutsche DWS Variable Series I and II, their investment advisers and principal underwriter or certain affiliated companies, or to any trust, pension, profit-sharing or other benefit plan for such persons.

Reductions in these charges will not unfairly discriminate against any Owner.

THE ANNUITY PERIOD

Contracts may be annuitized under one of several Annuity Options. Annuity payments begin on the Annuity Date and under the selected Annuity Option. The Annuity Date must be at least one year after the Date of Issue. Subject to state variation, the Annuity Date may not be deferred beyond the later of the Annuitant's 91st birthday (100th birthday if the Contract is part of a Charitable Remainder Trust) or ten years after the Date of Issue. However, annuitization will be delayed beyond the Annuity Date if we are making systematic withdrawals based on your life expectancy. In this case, annuitization begins when life expectancy withdrawals are stopped.

You may elect to receive annuity payments on a fixed or variable basis, or a combination. Keep in mind that, on the Annuity Date, any of your Contract Value being held in the Fixed Account or allocated to a Guarantee Period will be annuitized on a fixed basis. (The MVA Option is not available during the Annuity Period.) Any of your Contract Value being held in the Separate Account will be annuitized on a variable basis. If you annuitize on a variable basis, we will assess a daily mortality and expense risk charge and an administration charge at an annual rate of 1.40% against your assets invested in the Separate Account.

Special annuitization rules apply if you purchased the GRIB rider. (See "SCUDDER DESTINATIONSSM ANNUITY CONTRACTS ISSUED BEFORE NOVEMBER 12, 2001" and "FARMERS VARIABLE ANNUITY I CONTRACTS ISSUED BEFORE NOVEMBER 12, 2001" below).

A. Annuity Payments.

Annuity payments are based on:

- the annuity table specified in the Contract,
- the selected Annuity Option, and
- the investment performance of the selected Subaccount(s) (if variable annuitization is elected).

Under variable annuitization, the Annuitant receives the value of a fixed number of Annuity Units each month. An Annuity Unit's value reflects the investment performance of the Subaccount(s) selected. The amount of each annuity payment varies accordingly. If you annuitize under Option 1 for a period of less than 5 years, your annuity payments will be subject to a Withdrawal Charge. (For additional details, see "Withdrawal Charge.")

B. Annuity Options.

You may elect one of the Contract's Annuity Options. You may decide at any time (subject to the provisions of your retirement plan, if applicable, and state variations) to begin annuity payments before the Annuitant's 91st birthday (100th birthday if the Contract is part of a Charitable Remainder Trust) or within ten years after the Date of Issue, whichever is later. You may change the Annuity Option before the Annuity Date. If you do not elect an Annuity Option, we will make monthly annuity payments in accordance with Option 3 below with a ten year period certain. Generally, annuity payments are made in monthly installments. However, you must select a payment frequency that results in an annuity payment of at least \$50. If the amount falls below \$50, we have the right to change the payment frequency to bring the annuity payment up to at least \$50.

The amount of periodic annuity payments may depend upon:

- the Annuity Option selected;
- the age and sex of the Annuitant; and
- the investment experience of the selected Subaccount(s).

For example:

- If Option 1, income for a specified period, is selected, shorter periods result in fewer payments with higher values.
- If Option 2, life income, is selected, it is likely that each payment will be smaller than would result if income for a short period were specified.
- If Option 3, life income with installments guaranteed, is selected, each payment will probably be smaller than would result if the life income option were selected.
- If Option 4, the joint and survivor annuity, is selected, each payment is smaller than those measured by an individual life income option.

The age of the Annuitant also influences the amount of periodic annuity payments because an older Annuitant is expected to have a shorter life span, resulting in larger payments. The sex of the Annuitant influences the amount of periodic payments because females generally live longer than males, resulting in smaller payments. Finally, if you participate in a Subaccount with higher investment performance, it is likely you will receive a higher periodic payment, and conversely, you will likely receive a lower periodic payment if you participate in Subaccounts with lower investment performance.

If you die before the Annuity Date, available Annuity Options are limited. Unless you have imposed restrictions, the Annuity Options available are:

- Option 2, or
- Option 1 or 3 for a period no longer than the life expectancy of the Beneficiary (but not less than five years from your death).

If the Beneficiary is not an individual, the entire interest must be distributed within five years of your death. The death benefit distribution must begin no later than one year from your death, unless a later date is prescribed by federal regulation.

For Qualified Plan Contracts, the period certain elected cannot be longer than the Owner's life expectancy, in order to satisfy minimum required distribution rules.

Option 1—Income for Specified Period.

Option 1 provides an annuity payable monthly for a selected number of years ranging from five to thirty. Upon the Annuitant's death, if the Beneficiary is an individual, we automatically continue payments to the Beneficiary for the remainder of the period specified. If the Beneficiary is not an individual (e.g., an estate or trust), we pay the discounted value of the remaining payments in the specified period. Although there is no life contingency risk associated with Option 1, we continue to deduct the mortality and expense risk and administration charge.

If you elect variable annuitization under Option 1, the Annuitant may elect to cancel all or part of the variable annuity payments remaining due. We will then pay the discounted value of the remaining payments calculated as of the date we receive your request in good order at the Service Center.

Option 2—Life Income.

Option 2 provides for an annuity payable monthly over the lifetime of the Annuitant. If Option 2 is elected, annuity payments terminate automatically and immediately on the Annuitant's death without

regard to the number or total amount of payments made. Thus, it is possible for an individual to receive only one payment if death occurred prior to the date the second payment was due.

Option 3—Life Income with Installments Guaranteed.

Option 3 provides an annuity payable monthly during the Annuitant's lifetime. However, Option 3 also provides for the automatic continuation of payments for the remainder of the specified period if the Beneficiary is an individual and payments have been made for less than the specified period. The period specified may be five, ten, fifteen or twenty years. If the Beneficiary is not an individual, we pay the discounted value of the remaining payments in the specified period.

Option 4—Joint and Survivor Annuity.

Option 4 provides an annuity payable monthly while either Annuitant is living. Upon either Annuitant's death, the monthly income payable continues over the life of the surviving Annuitant at a percentage specified when Option 4 is elected. Annuity payments terminate automatically and immediately upon the surviving Annuitant's death without regard to the number or total amount of payments received.

C. Transfers During the Annuity Period.

During the Annuity Period, the Annuitant may, by sending a written request (in good order) to the Service Center, transfer Subaccount Value from one Subaccount to another Subaccount or to the Fixed Account, subject to the following limitations:

- Transfers to a Subaccount are prohibited during the first year of the Annuity Period; subsequent transfers are limited to one per year.
- All interest in a Subaccount must be transferred.
- If we receive notice of transfer to a Subaccount more than seven days before an annuity payment date, the transfer is effective during the Valuation Period after the date we receive the notice.
- If we receive notice of transfer to a Subaccount less than seven days before an annuity payment date, the transfer is effective during the Valuation Period after the annuity payment date.
- Transfers to the Fixed Account are available only on an anniversary of the first Annuity Date. We must receive notice at least 30 days prior to the anniversary.
- Transfers are not allowed from the Fixed Account to the Subaccounts.

A Subaccount's Annuity Unit value is determined at the end of the Valuation Period preceding the effective date of the transfer. We may suspend, change or terminate the transfer privilege at any time.

A payee may not have more than three Subaccounts after any transfer.

You may request transfers in writing by mailing your request (in good order) to our Service Center, or by faxing your request (in good order) to our Service Center at 1-866-609-3962.

D. Annuity Unit Value Under Variable Annuity.

Annuity Unit value is determined independently for each Subaccount.

Annuity Unit value for any Valuation Period is:

- Annuity Unit value for the preceding Valuation Period, times
- the net investment factor for the current Valuation Period, times
- an interest factor which offsets the 2.5% per annum rate of investment earnings assumed by the Contract's annuity tables.

The net investment factor for a Subaccount for any Valuation Period is:

- the Subaccount's Annuity Unit value at the end of the current Valuation Period, plus or minus the per share charge or credit for taxes reserved; divided by
- the Subaccount's Annuity Unit value at the end of the preceding Valuation Period, plus or minus the per share charge or credit for taxes reserved.

E. First Periodic Payment Under Variable Annuity.

When annuity payments begin, the value of your Contract interest is:

- Accumulation Unit values at the end of the Valuation Period falling on the 20th or 7th day of the month before the first annuity payment is due, times
- the number of Accumulation Units credited at the end of the Valuation Period, minus
- any applicable premium taxes and Withdrawal Charges.

The first annuity payment is determined by multiplying the benefit per \$1,000 of value shown in the applicable annuity table by the number of thousands of dollars of Contract Value (or GRIB base, if applicable), after the deduction of any Withdrawal Charges and any premium taxes from Contract Value (or the GRIB base, if applicable).

A 2.5% per annum rate of investment earnings is assumed by the Contract's annuity tables. If the actual net investment earnings rate exceeds 2.5% per annum, payments increase accordingly. Conversely, if the actual rate is less than 2.5% per annum, annuity payments decrease.

F. Subsequent Periodic Payments Under Variable Annuity.

Subsequent annuity payments are determined by multiplying the number of Annuity Units by the Annuity Unit value at the Valuation Period before each annuity payment is due. The first annuity payment is divided by the Annuity Unit value as of the Annuity Date to establish the number of Annuity Units representing each annuity payment. This number does not change.

G. Fixed Annuity Payments.

Each Fixed Annuity payment is determined from tables we prepare. These tables show the monthly payment for each \$1,000 of Contract Value allocated to a Fixed Annuity. Payment is based on the Contract Value at the date before the annuity payment is due. Fixed Annuity payments do not change regardless of investment, mortality or expense experience.

H. Death Benefit Proceeds.

If the Annuitant dies after the Annuity Date while the Contract is in force, the death benefit proceeds, if any, depend upon the form of annuity payment in effect at the time of death. (See "Annuity Options.")

I. GRIB Rider.

If you purchased a GRIB rider with your Contract, additional annuitization rights apply. (See "SCUDDER DESTINATIONSSM ANNUITY CONTRACTS ISSUED BEFORE NOVEMBER 12, 2001" and "FARMERS VARIABLE ANNUITY I CONTRACTS ISSUED BEFORE NOVEMBER 12, 2001" below).

FEDERAL TAX CONSIDERATIONS

The following discussion is general in nature and is not intended as tax advice. Each person concerned should consult a competent tax adviser. No attempt is made to consider any applicable state or other income tax or other tax laws, any state and local estate or inheritance tax, or other tax consequences or ownership or receipt of distribution under a Contract.

We believe that our Contracts will qualify as annuity contracts for Federal income tax purposes and the following discussion assumes that they will so qualify.

When you invest in an annuity contract, you usually do not pay taxes on your investment gains until you withdraw the money—generally for retirement purposes. In this way, annuity contracts have been recognized by the tax authorities as a legitimate means of deferring tax on investment income.

If you invest in an annuity as part of an IRA, Roth IRA, SIMPLE IRA or SEP IRA program, or in connection with a qualified employer-sponsored pension or profit sharing plan, a 403(b) plan or an eligible deferred compensation plan, your Contract is called a Qualified Plan Contract. If your annuity is independent of any formal retirement or pension plan, it is called a Non-Qualified Plan Contract.

We believe that if you are a natural person you will not be taxed on increases in the Contract Value of your Contract until a distribution occurs or until annuity payments begin. (The agreement to assign or pledge any portion of a Contract's accumulation value generally will be treated as a distribution.) When annuity payments begin on a Non-Qualified Plan Contract, you will be taxed only on the portion of the annuity payment that represents investment gains you have earned and not on the payments you made to purchase the Contract. Generally, withdrawals from your annuity should only be made once the taxpayer reaches age 59½, dies or is disabled, otherwise a tax penalty of ten percent of the amount treated as income could be applied against any amounts included in income, in addition to the tax otherwise imposed on such amounts.

A. Taxation of Non-Qualified Plan Contracts

Non-Natural Person. If a non-natural person (such as a corporation or a trust) owns a nonqualified annuity contract, the owner generally must include in income any increase in the excess of the accumulation value over the investment in the contract (generally, the Purchase Payments or other consideration paid for the contract) during the taxable year, reduced by any amount previously distributed from the Contract that was not subject to tax. There are some exceptions to this rule and a prospective owner that is not a natural person should discuss these with a tax adviser.

The following discussion generally applies to Contracts owned by natural persons.

Withdrawals. When a withdrawal from a Non-Qualified Plan Contract occurs, the amount received will be treated as ordinary income subject to tax up to an amount equal to the excess (if any) of the accumulation value immediately before the distribution over the owner's investment in the Contract (generally, the Purchase Payments or other consideration paid for the Contract, reduced by any amount previously distributed from the Contract that was not subject to tax) at that time. In the case of a surrender under a Non-Qualified Plan Contract, the amount received generally will be taxable only to the extent it exceeds the owner's investment in the contract.

If the Contract includes the GRIB rider and it is in force, and the Guaranteed Retirement Income base is greater than the Contract Value, it is possible that the IRS could take the view that the "income on the contract" is a greater amount than would otherwise be the case. This could result in a larger amount being included in gross income in connection with a partial withdrawal, assignment, pledge, or other transfer.

There is also some uncertainty regarding the treatment of the MVA for purposes of determining the income on the Contract. Resolution of this uncertainty could result in the income on the Contract being a greater (or lesser) amount.

Penalty Tax on Certain Withdrawals. In the case of a distribution from a Contract, there may be imposed a Federal tax penalty equal to ten percent of the amount treated as income. In general, however, there is no penalty on distributions:

- made on or after the taxpayer reaches age 59½;
- made on or after the death of an owner;
- attributable to the taxpayer's becoming disabled; or
- made as part of a series of substantially equal periodic payments for the life (or life expectancy) of the taxpayer.

Other exceptions may apply under certain circumstances, including distributions related to Covid-19, and special rules may apply in connection with the exceptions enumerated above. Additional exceptions apply to distributions from a Qualified Plan Contract. You should consult a tax adviser with regard to exceptions from the penalty tax.

Annuity Payments. Although tax consequences may vary depending on the annuity option elected under an annuity contract, a portion of each annuity payment is generally not taxed and the remainder is taxed as ordinary income. The non-taxable portion of an annuity payment is generally determined in a manner that is designed to allow you to recover your investment in the contract ratably on a tax-free basis over the expected stream of annuity payments, as determined when annuity payments start. Once your investment in the contract has been fully recovered, however, the full amount of each annuity payment is subject to tax as ordinary income.

With respect to a Contract issued with the GRIB rider, the annuitant may elect to receive a lump sum payment after the Annuity Date. In the case of a Non-Qualified Plan Contract, the Company will treat a portion of such a lump sum payment as includible in income, and will determine the taxable portion of subsequent periodic payments by applying an exclusion ratio to the periodic payments. However, the Federal income tax treatment of such a lump sum payment, and of the periodic payments made thereafter, is uncertain. It is possible the Internal Revenue Service ("IRS") could take a position that greater amounts are includible in income than the Company currently believes is the case. Prior to electing a lump sum payment after the Annuity Date, you should consult a tax adviser about the tax implications of making such an election.

Partial Annuitization. If part of an annuity contract's value is applied to an annuity option that provides payments for one or more lives or for a period of at least ten years, those payments may be taxed as annuity payments instead of withdrawals. Currently, we do not allow partial annuitizations under your Contract.

Taxation of Death Benefit Proceeds. Amounts distributed from a Contract because of your death or the death of the annuitant generally are includible in the income of the recipient as follows: (i) if distributed in a lump sum, they are taxed in the same manner as a surrender of the Contract, or (ii) if distributed under an annuity option, they are taxed in the same way as annuity payments.

Transfers, Assignments or Exchanges of a Contract. A transfer or assignment of ownership of a Contract, the designation of an annuitant or payee other than an owner, the selection of certain annuity start dates, or the exchange of a Contract may result in certain tax consequences to you that are not discussed herein. An owner contemplating any such transfer, assignment, designation or exchange, should consult a tax adviser as to the tax consequences.

Withholding. Annuity distributions are generally subject to withholding for the recipient's Federal income tax liability. Recipients can generally elect, however, not to have tax withheld from distributions.

Multiple Contracts. All non-qualified deferred annuity contracts that are issued by us (or our affiliates) to the same owner during any calendar year are treated as one annuity contract for purposes of determining the amount includible in such owner's income when a taxable withdrawal occurs.

Rider Charges. It is possible that the IRS may take a position that rider charges are deemed to be taxable distributions to you. Although we do not believe that a rider charge under the Contract should be treated as a taxable withdrawal, you should consult your tax adviser prior to selecting any rider or endorsement under the Contract.

Investment Income Surtax. A 3.8% income surtax is imposed on an amount equal to the lesser of (a) “net investment income” or (b) the excess of a taxpayer’s modified adjusted gross income over a specified income threshold (\$250,000 for married couples filing jointly, \$125,000 for married couples filing separately, and \$200,000 for everyone else). “Net investment income” is defined for this purpose as including the excess (if any) of gross income from annuities over allowable deductions, as such terms are defined in the Code. The net investment income does not include any distribution from an IRA or certain other retirement plans or arrangements. Please consult a tax adviser for more information.

B. Taxation of Qualified Plan Contracts

The tax rules that apply to Qualified Plan Contracts vary according to the type of retirement plan and the terms and conditions of the plan. Your rights under a Qualified Plan Contract may be subject to the terms of the retirement plan itself, regardless of the terms of the Qualified Plan Contract. Adverse tax consequences may result if you do not ensure that contributions, distributions and other transactions with respect to the Contract comply with the law. Qualified Plan Contracts are subject to minimum distribution rules that govern the timing and amount of distributions. You should refer to your retirement plan, adoption agreement, or consult a tax adviser for more information about these distribution rules.

1. Qualified Plan Types

Individual Retirement Annuities (IRAs). IRAs, as defined in Code Section 408, permit individuals to make annual contributions of up to the lesser of \$6,000 for 2020 (\$7,000 if age 50 or older by the end of 2020) or 100% of the compensation included in your income for the year. The contributions may be deductible in whole or in part, depending on the individual’s income and whether the individual participates in certain qualified plans. Distributions from certain pension plans may be “rolled over” into an IRA on a tax-deferred basis without regard to these limits. Amounts in the IRA (other than nondeductible contributions) are taxed when distributed from the IRA. A 10% penalty tax generally applies to distributions made before age 59½, unless certain exceptions apply. IRAs are subject to both the lifetime and death required minimum distribution rules in Code Section 401(a)(9). The Contract has been approved as to form for use as an IRA, Roth IRA or a SIMPLE IRA by the IRS. Such approval by the IRS is a determination only as to form of the Contract, and does not represent a determination on the merits of the Contract.

SIMPLE IRAs. Simple IRAs permit certain small employers to establish SIMPLE plans as provided by Section 408(p) of the Code, under which employees may elect to defer to a SIMPLE IRA a percentage of compensation up to a limit specified in the Code (as increased for cost of living adjustments). The sponsoring employer is required to make matching or non-elective contributions on behalf of the employees. Distributions from SIMPLE IRAs are subject to the same restrictions that apply to IRA distributions and are taxed as ordinary income. Subject to certain exceptions, premature distributions prior to age 59½ are subject to a 10% penalty tax, which is increased to 25% if the distribution occurs within the first two years after the commencement of the employee’s participation in the plan.

Roth IRAs. Roth IRAs, as described in Code section 408A, permit certain eligible individuals to make non-deductible contributions to a Roth IRA up to a limit specified in the Code or as a rollover or transfer from another Roth IRA or other IRA. A rollover from or conversion of an IRA to a Roth IRA is generally subject to tax based on the fair market value of the IRA. In some cases, the fair market value of a Qualified Plan Contract purchased as an IRA may exceed the Contract Value, such as where the Qualified Plan Contract has an enhanced death benefit or was issued with the GRIB rider. In such cases, a conversion of the IRA to a Roth IRA may result in higher taxes than a surrender of the Contract. The owner may wish to

consult a tax adviser before combining any converted amounts with any other Roth IRA contributions, including any other conversion amounts from other tax years. Distributions from a Roth IRA generally are not taxed, except that, once aggregate distributions exceed contributions to the Roth IRA, income tax and a 10% penalty tax may apply to distributions made (1) before age 59½ (subject to certain exceptions) or (2) during the five taxable years starting with the year in which the first contribution is made to any Roth IRA. A 10% penalty tax may apply to amounts attributable to a conversion from an IRA if they are distributed during the five taxable years beginning with the year in which the conversion was made. Unlike the traditional IRA, there are no minimum required distributions during the owner's lifetime; however, required distributions at death are generally the same.

SEP IRAs. SEP IRAs, as described in Code section 408(k), permit employers to make contributions to IRAs on behalf of their employees. SEP IRAs generally are subject to the same tax rules and limitations regarding distributions as IRAs, and they are subject to additional requirements regarding plan participation and limits on contributions.

Corporate and Self-Employed ("H.R. 10" and "Keogh") Pension and Profit-Sharing Plans. The Code permits corporate employers to establish various types of tax-favored retirement plans for employees. The Self-Employed Individuals' Tax Retirement Act of 1962, as amended, commonly referred to as "H.R. 10" or "Keogh", permits self-employed individuals also to establish such tax-favored retirement plans for themselves and their employees. Such retirement plans may permit the purchase of the Contracts in order to provide benefits under the plans. The Contract provides a death benefit that in certain circumstances may exceed the greater of the Purchase Payments and the Contract Value. It is possible that such death benefit could be characterized as an incidental death benefit. There are limitations on the amount of incidental benefits that may be provided under pension and profit sharing plans. In addition, the provision of such benefits may result in current taxable income to participants. The Code also restricts when amounts can be distributed from Qualified Plan Contracts that are issued in connection with such retirement plans. Adverse tax consequences to the retirement plan, the participant or both may result if the Contract is transferred to any individual as a means to provide benefit payments, unless the plan complies with all requirements applicable to such benefits prior to transferring the Contract. Other rules and limitations also may apply to such Qualified Plan Contracts under the Code and the retirement plans governing the Contracts. In addition, a 10% penalty tax generally applies to distributions made before age 59½, unless certain exceptions apply. Employers intending to use the Contract in connection with such plans should seek competent advice.

Tax-Sheltered Annuities. Code Section 403(b) permits public school employees and employees of certain types of charitable, educational and scientific organizations to have their employers purchase annuity contracts for them and, subject to certain limitations, to exclude the amount of purchase payments from taxable gross income. Purchase payments may be subject to FICA (social security) tax. These annuity contracts are commonly referred to as "tax-sheltered annuities". If you purchase a Contract for such purposes, you should seek competent advice as to eligibility, limitations on permissible amounts of purchase payments and other tax consequences associated with the Contracts. In particular, you should consider that the Contract provides a death benefit that in certain circumstances may exceed the greater of the Purchase Payments and the Contract Value. It is possible that such death benefit could be characterized as an incidental death benefit. There are limitations on the amount of incidental benefits that may be provided under a tax-sheltered annuity. Even if the death benefit under the Contract were characterized as an incidental death benefit, it is unlikely to violate those limits unless you also purchase a life insurance contract as part of your tax-sheltered annuity plan.

Generally, a 10% penalty tax applies to distributions made before age 59½, unless certain exceptions apply. In addition, tax-sheltered annuity contracts must contain restrictions on withdrawals of:

- contributions made pursuant to a salary reduction agreement in years beginning after December 31, 1988,
- earnings on those contributions, and

- earnings after December 31, 1988 on amounts attributable to salary reduction contributions held as of December 31, 1988.

These amounts can be paid only if you have reached age 59½, severed employment, died, or become disabled (within the meaning of the tax law), or in the case of hardship (within the meaning of the tax law). Amounts permitted to be distributed in the event of hardship are limited to actual contributions; earnings thereon cannot be distributed on account of hardship. Amounts subject to the withdrawal restrictions applicable to Code Section 403(b)(7) custodial accounts may be subject to more stringent restrictions. (These limitations on withdrawals generally do not apply to the extent you direct us to transfer some or all of the Contract Value to the issuer of another tax-sheltered annuity or into a Code Section 403(b)(7) custodial account, as permitted by law.) Additional restrictions may be imposed by the plan sponsor. Pursuant to new tax regulations, we generally are required to confirm, with your 403(b) plan sponsor or otherwise, that surrenders, withdrawals or transfers you request from an existing 403(b) contract comply with applicable tax requirements before we process your request. We will defer such payments you request until all information required under the tax law has been received. By requesting a surrender or transfer, you consent to the sharing of confidential information about you, the Contract, and transactions under the Contract and any other 403(b) contracts or accounts you have under the 403(b) plan among us, your employer or plan sponsor, any plan administrator or recordkeeper, and other product providers.

Deferred Compensation Plans of State and Local Governments and Tax-Exempt Organizations. The Code permits employees of state and local governments and tax-exempt organizations to defer a portion of their compensation without paying current taxes. The employees must be participants in an eligible deferred compensation plan. Generally, a Contract purchased by a state or local government or a tax-exempt organization will not be treated as an annuity contract for Federal income tax purposes unless it meets certain conditions set forth in the Code. In addition, in some cases involving rollovers to such Contracts, distributions from the Contracts may be subject to a 10% penalty tax unless an exception applies. Under a non-governmental plan, all investments are owned by and are subject to, the claims of the general creditors of the sponsoring employer. Those who intend to use the Contracts in connection with such plans should seek competent advice.

2. Withdrawals

In the case of a withdrawal under a Qualified Plan Contract, a ratable portion of the amount received is taxable, generally based on the ratio of the “investment in the contract” to the individual’s total account balance or accrued benefit under the retirement plan. The “investment in the contract” generally equals the amount of any non-deductible Purchase Payments paid by or on behalf of any individual. In many cases, the “investment in the contract” under a Qualified Plan Contract will be zero.

3. Direct Rollovers

If the Contract is used in connection with a retirement plan that is qualified under Sections 401(a), 403(a), or 403(b) of the Code or with an eligible government deferred compensation plan that is qualified under Code Section 457(b), any “eligible rollover distribution” from the Contract will be subject to mandatory withholding requirements. An eligible rollover distribution generally is any taxable distribution from such a qualified retirement plan, excluding certain amounts such as:

- Hardship distributions,
- minimum distributions required under Section 401(a)(9) of the Code, and
- certain distributions for life, life expectancy, or for ten years or more which are part of a “series of substantially equal periodic payments.”

Under these requirements, Federal income tax equal to 20% of the taxable eligible rollover distribution will be withheld from the amount of the distribution. Unlike withholding on certain other amounts distributed from the Contract, discussed below, you cannot elect out of withholding with respect to an

eligible rollover distribution. However, this 20% withholding will not apply if, (i) you (or your spouse or former spouse as a beneficiary or alternate payee) chooses a “direct rollover” from the plan to a tax qualified plan, IRA, Roth IRA or tax-sheltered annuity or to a governmental 457 plan that agrees to separately account for rollover contributions; or (ii) your non-spouse beneficiary chooses a “direct rollover” from the plan to an IRA established by the direct rollover. Prior to receiving an eligible rollover distribution, a notice will be provided explaining generally the direct rollover and mandatory withholding requirements and how to avoid the 20% withholding by electing a direct rollover.

As indicated above, any distribution that is a minimum distribution required under Code section 401(a)(9) is not an eligible rollover distribution. There is some uncertainty regarding how the minimum distribution requirements apply to a Qualified Plan Contract issued with a GRIB rider. As a result, you should consult your tax adviser regarding the interaction between the minimum distribution requirements and the eligible rollover distribution requirements in the context of a Qualified Contract issued with a GRIB rider, including in connection with any lump sum payment after annuity income payments have commenced under the GRIB rider.

C. Tax Status of the Contracts

Tax law imposes several requirements that variable annuities must satisfy in order to receive the tax treatment normally accorded to annuity contracts.

Diversification Requirements. The Code requires that the investments of each investment division of the variable account underlying the Non-Qualified Plan Contracts be “adequately diversified” in order for the Contracts to be treated as annuity contracts for Federal income tax purposes. It is intended that each investment division, through the fund in which it invests, will satisfy these diversification requirements.

Owner Control. In some circumstances, owners of variable annuity contracts who retain excessive control over the investment of the underlying portfolio assets of the variable account may be treated as the owners of those assets and may be subject to tax on income produced by those assets. Although there is limited published guidance in this area and it does not address certain aspects of the Contracts, we believe that the owner of a Contract should not be treated as the owner of the underlying assets. We reserve the right to modify the Contracts to bring them into conformity with applicable standards should such modification be necessary to prevent owners of the Contracts from being treated as the owners of the underlying portfolio assets of the variable account.

Required Distributions from Non-Qualified Plan Contracts. In order to be treated as an annuity contract for Federal income tax purposes, section 72(s) of the Code requires any Non-Qualified Plan Contract to contain certain provisions specifying how your interest in the Contract will be distributed in the event of the death of a holder of the Contract. Specifically, section 72(s) requires that (a) if any owner dies on or after the annuity starting date, but prior to the time the entire interest in the Contract has been distributed, the entire interest in the Contract will be distributed at least as rapidly as under the method of distribution being used as of the date of such owner’s death; and (b) if any owner dies prior to the annuity start date, the entire interest in the Contract will be distributed within five years after the date of such owner’s death. The latter requirements will be considered satisfied as to any portion of an owner’s interest which is payable to or for the benefit of a designated beneficiary and which is distributed over the life of such designated beneficiary or over a period not extending beyond the life expectancy of that beneficiary, provided that such distributions begin within one year of the owner’s death. The designated beneficiary refers to a natural person designated by the owner as a beneficiary and to whom ownership of the Contract passes by reason of death. However, if the designated beneficiary is the surviving spouse of the deceased owner, the Contract may be continued with the surviving spouse as the new owner.

The Non-Qualified Plan Contracts contain provisions that are intended to comply with these Code requirements, although no regulations interpreting these requirements have yet been issued. We intend to review such provisions and modify them if necessary to assure that they comply with the applicable requirements when such requirements are clarified by regulation or otherwise.

Required Lifetime Distributions from Qualified Plan Contracts. Qualified Plan Contracts are subject to special rules governing the time at which distributions must begin and the amount that must be distributed each year. In the case of IRAs, distributions of minimum amounts must generally begin by April 1 of the calendar year following the calendar year in which the owner attains age 70½. For other types of Qualified Plan Contracts, minimum distributions generally must commence by April 1 following the later of (1) the calendar year the owner attains age 70½, and (2) the calendar year in which the owner retires. As of January 1, 2020, the age when you must begin taking required minimum distributions (“RMDs”) from tax-qualified contracts, including IRAs, has increased from 70½ to 72. This change only applies if you will attain age 70½ on or after January 1, 2020. If you reached the age of 70½ prior to January 1, 2020, you are still required to use age 70½ as the triggering age for beginning RMDs. All other requirements for the timing of RMDs remain the same.

In general, periodic distributions in the form of annuity payments will satisfy the minimum distribution rules only if they meet certain requirements in the regulations under Code section 401(a)(9), including that the annuity payments be nonincreasing and made at least annually over a period permitted in the regulations. Annuity payments generally must meet these requirements even if they commence earlier than otherwise required under the Code.

If you purchased a Qualified Plan Contract with a GRIB rider, you should consult a tax adviser about the implications under the minimum distribution requirements of Code section 401(a)(9). For example, prior to the date a Qualified Plan Contract is “annuitized,” the amount of each annual required minimum distribution is determined by dividing the entire interest in the Contract by the applicable distribution period determined under IRS regulations. For this purpose, the entire interest in the Qualified Plan Contract includes the amount credited under the Contract (*i.e.*, the Contract Value), plus the “actuarial present value” of any additional benefits provided under the Contract (such as certain enhanced death benefits or GRIB values). As a result, your required minimum distribution could be significantly larger than it would be absent such additional benefits, and could even exceed your Contract Value. Only the Contract Value is available for withdrawal from a Qualified Plan Contract that has not been annuitized. If the Contract Value is insufficient to support a required minimum distribution from a Qualified Plan Contract, it is possible that the minimum distribution requirements will not be met.

In addition, if you annuitize a Qualified Plan Contract by exercising the GRIB rider, and later elect to receive a lump sum payment in lieu of some or all of the future guaranteed installments, it is possible that the remaining annuity installments will not satisfy the minimum distribution requirements. You should consult a tax adviser about the implications under the minimum distribution requirements of taking a lump sum payment under the GRIB rider. (See “C. Commutable Annuitization Option” below.)

If the Qualified Plan Contract is an IRA, there may be circumstances in which you can satisfy the minimum distribution requirements for the Qualified Plan Contract by taking a distribution from other IRAs that you own. You should consult your tax adviser regarding the availability of this rule in your particular circumstances. If the Qualified Plan Contract is a Roth IRA, it is not subject to the lifetime required minimum distribution rules but is subject to the death required minimum distribution rules.

A failure to satisfy the minimum distribution requirements with respect to a Qualified Plan Contract may result in a 50% excise tax and could cause the Qualified Plan to violate the Code provisions governing its “qualified” status. In light of these potential tax consequences and the uncertainty as to how the minimum distribution requirements apply to a Qualified Plan Contract in certain circumstances, you should consult a tax adviser to ensure that those requirements are satisfied with respect to your Qualified Plan Contract.

The Coronavirus Aid, Relief and Economic Security (CARES) Act waives the required minimum distribution rules for calendar year 2020 for (1) plans (including 401(k) plans) qualified under Code Section 401, (2) defined contribution plans described in Code Sections 403(a) and 403(b), (3) eligible governmental defined contribution plans described in Code Section 457(b) and (4) Individual Retirement Accounts and Individual Retirement Annuities described in Code Section 408. In addition, distributions

which are required to be made in calendar year 2020 by reason of a required beginning date occurring in such calendar year and such distribution not having been made before January 1, 2020 are also waived.

Required Death Distributions from Qualified Plan Contracts

If an Owner died before December 31, 2019 and distributions had begun, the remaining portion of such interest must continue to be distributed at least as rapidly as under the method of distribution being used prior to the Owner's death.

If an Owner died after December 31, 2019 and distributions had not yet begun, distribution of the Owner's entire interest must be completed by December 31 of the calendar year containing the fifth anniversary of the Owner's death unless an election is made to receive distributions in accordance with (1) or (2) below:

- 1) If the Owner's interest is payable to a designated Beneficiary, then the entire interest of the individual may be distributed in equal or substantially equal payments over the life or over a period certain not greater than the life expectancy of the designated Beneficiary commencing on or before December 31 of the calendar year immediately following the calendar year in which the Owner died;
- 2) If the designated Beneficiary is the Owner's surviving Spouse, the date distributions are required to begin in accordance with (1) above must not be earlier than the later of (A) December 31 of the calendar year immediately following the calendar year in which the individual died or (B) December 31 of the calendar year in which the individual would have attained age 70½;
- 3) If the sole designated Beneficiary is the Owner's surviving Spouse, the Spouse may treat the Contract as his or her own Qualified Annuity Contract.

The Setting Every Community Up for Retirement Enhancement ("the SECURE Act") changed the rules for death distributions from Qualified Plan Contracts. With respect to IRA owners and defined contribution plan participants who die on or after January 1, 2020, any individual beneficiary who is not an "eligible designated beneficiary" must withdraw the entire account value by the end of the tenth year following the year of death regardless of whether required minimum distributions had begun. Eligible designated beneficiaries may withdraw the account value over their lives or a period not exceeding their life expectancies by electing such distributions within one year of the Owner's death. Eligible designated beneficiaries include spouses, minor children (until they reach the age of majority), someone who is disabled or chronically ill (including certain trusts for the disabled or chronically ill), or an individual not more than 10 years younger than the original IRA owner or plan participant.

FEDERAL INCOME TAX WITHHOLDING

We withhold and send to the U.S. Government a part of the taxable portion of each distribution unless the annuitant notifies us before distribution of an available election not to have any amounts withheld. In certain circumstances, we may be required to withhold tax. The withholding rates for the taxable portion of periodic annuity payments are the same as the withholding rates for wage payments. In addition, the withholding rate for the taxable portion of non-periodic payments (including withdrawals prior to the maturity date and conversions of, or rollovers from, non-Roth IRAs to Roth IRAs) is 10%. The withholding rate for eligible rollover distributions is 20%.

OTHER TAX ISSUES

A. Our Taxes

At the present time, we make no charge for any Federal, state or local taxes (other than the charge for state and local premium taxes) that we incur that may be attributable to the subaccounts of the variable

account or to the Contracts. We do have the right in the future to make additional charges for any such tax or other economic burden resulting from the application of the tax laws that we determine is attributable to the subaccounts of the variable account or the Contracts.

Under current laws in several states, we may incur state and local taxes (in addition to premium taxes). These taxes are not now significant and we are not currently charging for them. If they increase, we may deduct charges for such taxes.

B. Federal Estate Taxes

While no attempt is being made to discuss the Federal estate tax implications of the Contract, a purchaser should keep in mind that the value of an annuity contract owned by a decedent and payable to a beneficiary by virtue of surviving the decedent is included in the decedent's gross estate. Depending on the terms of the annuity contract, the value of the annuity included in the gross estate may be the value of the lump sum payment payable to the designated beneficiary or the actuarial value of the payments to be received by the beneficiary. You should consult an estate planning adviser for more information.

C. Generation-Skipping Transfer Tax

Under certain circumstances, the Code may impose a "generation skipping transfer tax" when all or part of an annuity contract is transferred to, or a death benefit is paid to, an individual two or more generations younger than the owner. Regulations issued under the Code may require us to deduct the tax from your Contract, or from any applicable payment, and pay it directly to the IRS.

D. The American Taxpayer Relief Act of 2012 ("ATRA").

ATRA permanently establishes the federal estate tax, gift tax and generation-skipping transfer tax exemptions at \$5,000,000, indexed for inflation. ATRA also permanently establishes the maximum federal estate tax, gift tax and generation-skipping transfer tax rate at 40%. ATRA allows a deceased spouse's estate to transfer any unused portion of the deceased spouse's exemption amount to a surviving spouse. ATRA also unified the estate tax, gift tax and generation skipping transfer tax exemptions and provided for indexing of these exemptions for inflation beginning in 2012. The Tax Cuts and Jobs Act temporarily doubles the exemption amount, indexed for inflation, for estate, gift and generation-skipping taxes from the \$5 million base, set in 2012, to a new \$10 million base, good for tax years 2018 through 2025.

E. Federal Defense of Marriage Act

The U.S. Department of the Treasury and the Internal Revenue Service, following the U.S. Supreme Court's decision in *United States v. Windsor*, jointly announced the issuance of Revenue Ruling 2013-17, providing guidance on the federal taxation of same-sex couples. *Windsor* invalidated the limitation of marriage to opposite-sex couples in the federal Defense of Marriage Act ("DOMA"). Rev. Rul. 2013-17 holds that for all federal tax purposes, including income, gift and estate tax, the IRS will recognize same-sex marriages that are legally valid in the state where the couple married, regardless of whether the state in which the couple resides would recognize the marriage. In the 2015 case, *Obergefell v. Hodges*, the U.S. Supreme Court required all states to issue marriage licenses to same-sex couples and to recognize same-sex marriages validly performed in other jurisdictions.

DOMA still affects the federal tax status of same-sex civil unions and domestic partnerships. For Federal tax purposes, the term "marriage" does not include registered domestic partnerships, civil unions, or other similar formal relationships recognized under state law that are not denominated as a marriage under that state's law. Thus, domestic partners and individuals in civil unions are not treated as "Spouses" under this Contract. You are strongly encouraged to consult with a qualified financial advisor and/or tax advisor for additional information on your state's law regarding civil unions and same-sex marriages.

F. Annuity Purchases by Residents of Puerto Rico

The IRS has announced that income received by residents of Puerto Rico under life insurance or annuity contracts issued by a Puerto Rico branch of a United States Life Insurance Company is U.S.-source income that is generally subject to United States Federal income tax.

G. Annuity Purchases by Nonresident Aliens and Foreign Corporations

The discussion above provides general information regarding U.S. Federal income tax consequences to annuity purchasers that are U.S. citizens or residents. Purchasers that are not U.S. citizens or residents will generally be subject to U.S. Federal withholding tax on taxable distributions from annuity contracts at a 30% rate, unless a lower treaty rate applies. In addition, purchasers may be subject to state and/or municipal taxes and taxes that may be imposed by the purchaser's country of citizenship or residence. Prospective purchasers are advised to consult with a qualified tax adviser regarding U.S. state, and foreign taxation with respect to an annuity contract purchase.

H. Foreign Tax Credits

We may benefit from any foreign tax credits attributable to taxes paid by certain portfolios to foreign jurisdictions to the extent permitted under federal tax law.

I. Possible Tax Law Changes

Although the likelihood of legislative changes is uncertain, there is always the possibility that the tax treatment of the Contracts could change by legislation or otherwise. Consult a tax adviser with respect to legislative developments and their effect on the Contract.

We have the right to modify the Contract in response to legislative changes that could otherwise diminish the favorable tax treatment that annuity contract owners currently receive. We make no guarantee regarding the tax status of any Contract and do not intend the above discussion as tax advice.

SENDING FORMS AND WRITTEN REQUESTS IN GOOD ORDER

We cannot process your instructions to effect a transaction relating to the Contract until we have received your instructions in good order at our Service Center or at our website, as appropriate. "Good order" means the actual receipt by us of the instructions relating to a transaction in writing (or by telephone or electronically, as appropriate), along with all forms, information and supporting legal documentation (including any required spousal or joint owner's consents) that we require in order to effect the transaction. To be in "good order," instructions must be sufficiently clear so that we do not need to exercise any discretion to follow such instructions.

We will not accept requests for Contract distributions that are either over the telephone (including faxes) or without a signature guarantee. All requests for Contract distributions must be submitted in writing with a signature guarantee.

SIGNATURE GUARANTEES

Signature guarantees are relied upon as a means of preventing the perpetuation of fraud in financial transactions, including the disbursement of funds or assets from a victim's account with a financial institution or a provider of financial services. They provide protection to investors by, for example, making it more difficult for a person to take another person's money by forging a signature on a written request for the disbursement of funds.

As a protection against fraud, we require a Medallion signature guarantee for all Contract disbursements, including disbursements to another carrier in connection with the exchange of one annuity contract for another in a “tax-free exchange” under Section 1035 of the Internal Revenue Code.

An investor can obtain a signature guarantee from more than 7,000 financial institutions across the United States and Canada that participate in a Medallion signature guarantee program. This includes many:

- national and state banks;
- savings banks and savings and loan associations;
- securities brokers and dealers; and
- credit unions.

The best source of a signature guarantee is a bank, savings and loan association, brokerage firm, or credit union with which you do business. Guarantor firms may, but frequently do not, charge a fee for their services.

A notary public cannot provide a signature guarantee. Notarization will not substitute for a signature guarantee.

DISTRIBUTION OF CONTRACTS

Distribution and Principal Underwriting Agreement. BFP Securities, LLC (“BFPS”) currently serves as principal underwriter for the Contracts. Zurich Benefit Finance LLC and Bancorp Services, L.L.C. each own a 50% interest in Benefit Finance Partners, LLC. Benefit Finance Partners owns 100% of BFPS. Zurich Benefit Finance and ZALICO have the same ultimate corporate parent. BFPS is registered as a broker-dealer with the SEC under the Securities Exchange Act of 1934, as amended, as well as with the securities commissions in the states in which it operates, and is a member of the Financial Industry Regulatory Authority, Inc. (“FINRA”).

The Contracts are no longer offered for sale to the public.

Special Compensation Paid to the Principal Underwriter. We pay compensation to BFPS in the amount of \$3,500.00 per month to compensate it for serving as principal underwriter for the Contracts.

Compensation to Broker-Dealers Selling the Contracts. The Contracts were offered to the public through broker-dealers (“selling firms”) that are licensed under the federal securities laws and state insurance laws. The selling firms originally entered into written selling agreements with BFPS. We pay commissions directly to certain selling firms for their past sales of the Contracts.

The selling firms that have selling agreements with BFPS are paid commissions for the promotion and sale of the Contracts according to one or more schedules. The amount and timing of commissions varies depending on the selling agreement, but the maximum commission paid to selling firms is 6.75% of additional Purchase Payments, plus a trail commission option of up to 1.00% of additional Purchase Payments paid quarterly on Purchase Payments that have been held in the Contract for at least twelve months.

With respect to Contracts issued on or after April 20, 2000 with the GRIB rider, annuitization compensation of 2% of Contract Value is paid on Contracts that are seven years old or older and that are annuitized for a period of five or more years. **Ask your sales representative for further information about what your sales representative and the selling firm for which he or she works may receive in connection with your purchase and annuitization of a Contract.**

Additional Compensation Paid to Selected Selling Firms. We have paid and may pay certain selling firms additional cash amounts for “preferred product” treatment of the Contracts in their marketing programs based on past sales of the Contracts and other criteria in order to receive enhanced marketing

services and increased access to their sales representatives. In addition to access to their distribution network, such selling firms have received separate compensation or reimbursement for, among other things, the hiring and training of sales personnel, marketing, sponsoring of conferences and seminars, and/or other services they provided to us. These special compensation arrangements were not offered to all selling firms and the terms of such arrangements differed between selling firms.

We had entered into such “preferred product” arrangements with the following selling firms: AG Edwards; CSN Insurance Agency; Compass Bancshares Insurance Agency, FL; Compass Brokerage Inc.; PFIC; ABN AMRO; WM Financial Services, Inc.; Michigan National Bank; and Standard Investment Services. In 2019, we did not pay additional compensation under such arrangements.

No specific charge is assessed directly to Contract Owners or the Separate Account to cover commissions and other incentives or payments we pay in connection with the distribution of the Contracts. However, we intend to recoup commissions and other sales expenses and incentives we pay through the fees and charges we deduct under the Contract and through other corporate revenue.

You should be aware that any selling firm or its sales representatives may receive different compensation or incentives for selling one product over another. As such, they may be inclined to favor or disfavor one product over another due to differing rates of compensation. You may wish to take such payments into account when considering and evaluating any recommendation relating to the Contracts.

VOTING RIGHTS

Proxy materials in connection with any Fund shareholder meeting are delivered to each Owner with Subaccount interests invested in the Fund as of the record date. Proxy materials include a voting instruction form. We vote all Fund shares proportionately in accordance with instructions received from Owners. We will also vote any Fund shares attributed to amounts we have accumulated in the Subaccounts in the same proportion that Owners vote.

A Fund is not required to hold annual shareholders’ meetings. Funds hold special meetings as required or deemed desirable for such purposes as electing trustees, changing fundamental policies or approving an investment advisory agreement.

Owners have voting rights in a Fund or Portfolio based upon the Owner’s proportionate interest in the corresponding Subaccount as measured by units. Owners have voting rights before surrender, the Annuity Date or the death of the Annuitant. Thereafter, the Annuitant entitled to receive Variable Annuity payments has voting rights. During the Annuity Period, Annuitants’ voting rights decrease as Annuity Units decrease.

REPORTS TO CONTRACT OWNERS AND INQUIRIES

After each Contract anniversary, we send you a statement showing amounts credited to each Subaccount, to the Fixed Account option and to the Guarantee Period Value. In addition, if you transfer amounts among the variable options or make additional payments, you receive written confirmation of these transactions. We will also send a current statement upon your request. We also send you annual and semi-annual reports for the Funds or Portfolios that correspond to the Subaccounts in which you invest and a list of the securities held by that Fund or Portfolio.

You may direct inquiries to the selling agent or may contact the Service Center.

DOLLAR COST AVERAGING

Under our Dollar Cost Averaging program, a predesignated portion of Subaccount Value is automatically transferred monthly, quarterly, semiannually or annually for a specified duration to other Subaccounts, Guarantee Periods and the Fixed Account. The DCA theoretically gives you a lower average cost per unit over time than you would receive if you made a one time purchase of the selected Subaccounts.

There is no guarantee that DCA will produce that result. There is currently no charge for this service. The Dollar Cost Averaging program is available only during the Accumulation Period. You may also elect transfers from the Fixed Account on a monthly or quarterly basis for a minimum duration of one year. You may enroll any time by completing our Dollar Cost Averaging form. Transfers are made based on the date you specify. We must receive the enrollment form in good order at least five business days before the transfer date.

The minimum transfer amount is \$100 per Subaccount, Guarantee Period or Fixed Account. The total Contract Value in an account at the time Dollar Cost Averaging is elected must be at least equal to the amount designated to be transferred on each transfer date times the duration selected.

Dollar Cost Averaging ends if:

- the number of designated monthly transfers has been completed,
- Contract Value in the transferring account is insufficient to complete the next transfer (the remaining amount is transferred),
- we receive the Owner's written termination at least five business days before the next transfer date, or
- the Contract is surrendered or annuitized.

If the Fixed Account balance is at least \$10,000, you may elect automatic calendar quarter transfers of interest accrued in the Fixed Account to one or more of the Subaccounts or Guarantee Periods. You may enroll in this program any time by completing our Dollar Cost Averaging form. Transfers are made within five business days of the end of the calendar quarter. We must receive the enrollment form at least ten days before the end of the calendar quarter.

Dollar Cost Averaging is not available during the Annuity Period.

SYSTEMATIC WITHDRAWAL PLAN

We offer a Systematic Withdrawal Plan ("SWP") allowing you to pre-authorize periodic withdrawals during the Accumulation Period. You instruct us to withdraw selected amounts, or amounts based on your life expectancy, from the Fixed Account, or from any of the Subaccounts or Guarantee Periods on a monthly, quarterly, semi-annual or annual basis. The SWP is available when you submit a written request (in good order) to the Service Center for a minimum \$100 periodic payment. A Market Value Adjustment applies to any withdrawals under the SWP from a Guarantee Period, unless effected within 30 days after the Guarantee Period ends. SWP withdrawals from the Fixed Account are not available in the first Contract Year and are limited to the amount not subject to Withdrawal Charges. If the amounts distributed under the SWP from the Subaccounts or Guarantee Periods exceed the free withdrawal amount, the Withdrawal Charge is applied on any amounts exceeding the free withdrawal amount. Withdrawals taken under the SWP may be subject to the 10% tax penalty on early withdrawals and to income taxes and withholding. If you are interested in SWP, you may obtain an application and information concerning this program and its restrictions from us or your agent. We give 30 days' notice if we amend the SWP. The SWP may be terminated at any time by you or us.

EXPERTS

The statutory financial statements and schedules of Zurich American Life Insurance Company as of December 31, 2019 and 2018 and for each of the three years in the period ended December 31, 2019 (prepared in conformity with accounting practices prescribed or permitted by the Illinois Department of Financial and Professional Regulations-Division of Insurance) and the U.S. GAAP statement of assets, liabilities, and contract owners' equity of ZALICO Variable Annuity Separate Account as of December 31, 2019 and the related statement of operations and statements of changes in contract owners' equity for each

of the periods presented included in the Statement of Additional Information, have been so included in reliance on the reports of PricewaterhouseCoopers LLP, an independent registered public accounting firm, given on the authority of said firm as experts in auditing and accounting.

The principal business address of PricewaterhouseCoopers LLP is 1 North Wacker Drive, Chicago, IL 60606.

LEGAL PROCEEDINGS

From time to time, ZALICO is a party to certain legal and other proceedings incidental to our insurance business. Our management believes that the resolution of these various matters will not result in any material adverse effect on the Separate Account, on our consolidated financial position, or on our ability to meet our obligations under the Contracts. As of the date of this Prospectus, it also appears that there are no pending or threatened lawsuits that are likely to have a material adverse impact on BFPS ability to perform its obligations under its principal underwriting agreement.

FINANCIAL STATEMENTS

The financial statements of ZALICO and the Separate Account are set forth in the Statement of Additional Information. The financial statements of ZALICO should be considered primarily as bearing on our ability to meet our obligations under the Contracts. The Contracts are not entitled to participate in our earnings, dividends or surplus.

SCUDDER DESTINATIONSSM ANNUITY CONTRACTS ISSUED BEFORE NOVEMBER 12, 2001

A. Guaranteed Retirement Income Benefit: General

The Guaranteed Retirement Income Benefit ("GRIB") rider was an optional Contract benefit available under Scudder DestinationsSM Annuity Contracts issued before November 12, 2001. GRIB is not offered on Contracts issued on or after November 12, 2001. We reserve the right to begin offering GRIB at any time.

GRIB provides a minimum fixed annuity guaranteed lifetime income to the Annuitant as described below. Requests to exercise the GRIB must be received by us in good order. GRIB may be exercised only within 30 days after the seventh Contract anniversary and within 30 days before and 30 days after later Contract anniversaries. We will not accept requests to exercise the GRIB option outside of these 30-day and 60-day windows. In addition, GRIB must be exercised between the Annuitant's 60th and 91st birthdays. However, if the Annuitant is age 44 or younger on the Date of Issue, GRIB may be exercised after the Contract's 15th Anniversary, even though the Annuitant is not yet 60 years old. GRIB may not be appropriate for Annuitants age 80 and older. State premium taxes may be assessed when you exercise GRIB.

If you elected GRIB, the charge is 0.25% of Contract Value. We deduct a pro rata portion of the charge from each Subaccount, each Guarantee Period and the Fixed Account in which you have value on the last business day of each calendar quarter. If the GRIB rider is not exercised by the Annuitant's age 91, the GRIB terminates without value on that date. Contract Owners must exercise the GRIB rider no later than the Contract anniversary before the Annuitant's age 91. We no longer charge for GRIB after the Annuitant's 91st birthday. We do not assess the GRIB charge after you annuitize. The GRIB charge is in addition to the Contract fees and expenses appearing in the "Summary of Expenses". You may cancel the GRIB rider at any time by written notice to us. Once discontinued, GRIB may not be elected again. Since any guaranteed benefits under GRIB will be lost, you should carefully consider your decision to cancel GRIB.

GRIB only applies to the determination of income payments upon annuitization in the circumstances described in this section of the Prospectus. It is not a guarantee of Contract Value or performance. This benefit does not enhance the amounts paid in partial withdrawals, surrenders, or death benefits. If you surrender your Contract, you will not receive any benefit under this optional benefit.

B. Annuity Payments with GRIB

Annuity payments are based on the greater of:

- the income provided by applying the GRIB base to the guaranteed annuity factors, and
- the income provided by applying the Contract Value to the current annuity factors.

The GRIB base is the greatest of:

- Contract Value,
- Purchase Payments minus previous withdrawals, accumulated at 5.00% interest per year to the earlier of the Annuitant's age 80 or the GRIB exercise date plus Purchase Payments minus all withdrawals from age 80 to the GRIB exercise date (the "Purchase Payment Roll-Up Value"), and
- the greatest anniversary value before the exercise date.

The greatest anniversary value equals:

- the highest of the Contract Values on each Contract anniversary prior to the Annuitant's age 81, plus
- the dollar amount of any Purchase Payments made since that anniversary, minus
- withdrawals since that anniversary.

We determine your greatest anniversary value solely to calculate your GRIB base. Your greatest anniversary value is not a cash value or surrender value; it is not available for withdrawal; it is not a minimum return for any Subaccount; and it is not a guarantee of any Contract Value. Your greatest anniversary value is a hypothetical value that you may never realize unless and until: (a) you annuitize your Contract, (b) you exercise the GRIB, and (c) the greatest anniversary value on the Exercise Date is greater than either the Contract Value or the Purchase Payment Roll-Up Value on the Exercise Date. When you exercise the GRIB, we will calculate the GRIB base, in part, by using your greatest anniversary value as calculated on your Exercise Date. Calculation of the greatest anniversary value on any date other than the Exercise Date is subject to recalculation and you are not entitled to any interim value of the greatest anniversary value.

Applying additional Purchase Payments to your Contract may increase your interim greatest anniversary value, which in turn may appear to increase your GRIB base. However, in some instances when you apply additional Purchase Payments to your Contract, your hypothetical greatest anniversary value, as calculated on the Contract anniversary date immediately subsequent to the Purchase Payments, may be less than the interim greatest anniversary value and your GRIB base calculation may appear to be negatively impacted.

The guaranteed annuity factors are based on the 1983a table projected using projection scale G, with interest at 2.5% (the "Annuity 2000" table). However, if GRIB is exercised on or after the 10th Contract anniversary, interest at 3.5% is assumed. Contracts issued in the state of Montana or in connection with certain employer-sponsored employee benefit plans are required to use unisex annuity factors. In such cases, the guaranteed annuity factors will be based on unisex rates.

Because GRIB is based on conservative actuarial factors, the income guaranteed may often be less than the income provided under the regular provisions of the Contract. If the regular annuitization provisions would provide a greater benefit than GRIB, the greater amount will be paid.

GRIB is paid for the life of a single Annuitant or the lifetimes of two Annuitants. If paid for the life of a single Annuitant, GRIB is paid in the amount determined above. If paid for the lifetimes of two Annuitants, GRIB is paid in the amount determined above, but the age of the older Annuitant is used to determine the GRIB base.

If you elect GRIB payable for the life of a single Annuitant, you may elect a period certain of 5, 10, 15, or 20 years. If the Annuitant dies before GRIB has been paid for the period elected, the remaining GRIB payments are paid as they fall due to the Beneficiary, if the Beneficiary is a natural person. If the Beneficiary is not a natural person, the remaining payments may be commuted at a minimum 2.5% interest rate and paid in a lump sum.

If you elect GRIB payable for the lifetimes of two Annuitants, the period certain is 5, 10, 15, 20, or 25 years. The full GRIB is payable as long as at least one of the two Annuitants is alive, but for no less than 25 years. If both Annuitants die before GRIB has been paid for the period elected, the remaining GRIB payments are paid as they fall due to the Beneficiary, if the Beneficiary is a natural person. If the Beneficiary is not a natural person, the remaining payments may be commuted at a minimum 2.5% interest rate and paid in a lump sum.

For Qualified Plan Contracts, the period certain elected cannot be longer than the Owner's life expectancy, in order to satisfy minimum required distribution rules.

GRIB payments are also available on a quarterly, semi-annual or annual basis. We may make other annuity options available.

We may deduct premium taxes at the time of annuitization from Contract Value (or from the GRIB base, if applicable).

C. Commutable Annuitization Option

If you purchased your Contract on or after August 24, 1999, and you exercise the GRIB option to receive guaranteed benefits, you may elect to have payments made under a commutable annuitization option. Under the commutable annuitization option, partial lump sum payments are permitted, subject to the following general requirements:

- At the time you exercise the GRIB option, you must elect the commutable annuitization option in order to be eligible for the lump sum payments.
- Lump sum payments are available only during the period certain applicable under the payout option you elected. For example, lump sum payments can be elected only during the 5, 10, 15, or 20 year certain period that applies to the payout.
- Lump sum payments are available once in each calendar year and may not be elected until one year after annuitization has started. We reserve the right to make exceptions.

If you select a commutation option in connection with your GRIB rider, you may be subject to additional tax risks. You should consult a tax adviser before selecting any commutation options in connection with your GRIB rider. (See "*Required Distributions from Qualified Plan Contracts*" above.)

1. Original Commutation Option.

The commutable annuitization option originally allowed the Annuitant to elect a lump sum payment in lieu of receiving some or all of the guaranteed installment payments remaining in the period certain under the Contract. There is some uncertainty regarding how the required minimum distribution rules of Code section 401(a)(9) apply to a Qualified Plan Contract after such a commutation is elected. As a result, you should consult a tax adviser before doing so. The original commutation option is summarized as follows:

- The Annuitant may elect to receive a partial lump sum payment of the present value of the remaining payments in the period certain, subject to the restrictions described below. If a partial

lump sum payment is elected, the remaining payments in the period certain will be reduced based on the ratio of the amount of the partial withdrawal to the amount of the present value of the remaining installments in the period certain prior to the withdrawal. If the Annuitant is still living after the period certain is over, the Annuitant will begin receiving the original annuitization payment amount again.

- Each time that a partial lump sum payment is made, we will determine the percentage that the payment represents of the present value of the remaining installments in the period certain. For Non-Qualified Plan Contracts, the sum of these percentages over the life of the Contract generally cannot exceed 75%. For Qualified Plan Contracts, partial lump sum payments of up to 100% of the present value of the remaining installments in the period certain may be made.
- In determining the amount of the lump sum payment that is available, the present value of the remaining installments in the period certain will be calculated based on an interest rate equal to the GRIB annuity factor interest rate (3.5% if GRIB was exercised on or after the 10th Contract anniversary; 2.5% if exercised before that date) plus an interest rate adjustment that has the effect of reducing the amount of the lump sum payment. The interest rate adjustment is equal to the following:

<u>Number of years remaining in the period certain</u>	<u>Interest rate Adjustment</u>
15 or more years	1.00%
10 or more, but less than 15, years	1.50%
less than 10 years	2.00%

2. Additional Commutation Option

As described in the FEDERAL TAX CONSIDERATIONS section of this Prospectus, there is some uncertainty about how the minimum distribution requirements in Code section 401(a)(9) apply to your Contract after a lump sum payment is elected under the commutable annuitization option. In particular, there is uncertainty regarding how to treat options that allow a commutation of the guaranteed installments remaining to be made in a period certain but not the life-contingent payments that could remain payable after the period certain (which we call the “Life Income Payments”). The following commutation option is intended to provide access to the Life Income Payments through a commutation.

- ***Lump Sum Option:*** Under this option, we will pay a lump sum distribution reflecting our calculation of the present value of your remaining guaranteed installments (if any) and the actuarial present value of your future contingent Life Income Payments. Once we pay the lump sum, no further payments will be made and your Contract will terminate. This option is also available in connection with Non-Qualified Plan Contracts.

D. Effect of Death of Owner or Annuitant on GRIB

The GRIB terminates upon the death of the Owner or the Annuitant (if the Owner is not a natural person) unless the Owner’s or Annuitant’s surviving spouse elects to continue the Contract as described in “Guaranteed Death Benefit” Section above. A spouse may continue only a Non-Qualified Plan Contract or an Individual Retirement Annuity.

If the spouse elects to continue the Contract as the new Owner and receive any increase in Contract Value attributable to the death benefit, the GRIB is modified as follows:

The GRIB base is calculated from the time the election to continue the Contract is made and reflects the increase, if any, in Contract Value attributable to the death benefit. GRIB may not be exercised or canceled prior to the seventh Contract Year anniversary date following the spouse’s election to continue the Contract. However, we will waive all other age restrictions that would apply to exercising GRIB. The spouse may also elect to discontinue GRIB within 30 days of the date the election to continue the Contract is made.

If the spouse elects to continue the Contract without receiving any increase in Contract Value attributable to the death benefit, all rights, benefits and charges under the Contract, including the GRIB charge and the right to exercise GRIB based on the existing exercise period, will continue unchanged.

FARMERS VARIABLE ANNUITY I CONTRACTS ISSUED BEFORE NOVEMBER 12, 2001

A. Guaranteed Retirement Income Benefit: General

Guaranteed Retirement Income Benefit ("GRIB") was an optional Contract benefit available under Farmers Variable Annuity I Contracts issued on or after May 1, 2000 and before May 1, 2002. GRIB is not offered on Contracts issued on or after May 1, 2002. We reserve the right to begin offering GRIB at any time.

GRIB provides a minimum fixed annuity guaranteed lifetime income to the Annuitant as described below. GRIB may be exercised only within 30 days after the seventh or later Contract anniversary. In addition, GRIB must be exercised between the Annuitant's 60th and 91st birthdays. However, if the Annuitant is age 44 or younger on the Date of Issue, GRIB may be exercised after the Contract's 15th Anniversary, even though the Annuitant is not yet 60 years old. GRIB may not be appropriate for Annuitants age 80 and older. State premium taxes may be assessed when you exercise GRIB.

If you elected GRIB, the charge is 0.25% of Contract Value. We deduct a pro rata portion of the charge on the last business day of each calendar quarter. The quarterly charge is deducted pro rata from the investment options in which you have an interest. We no longer charge for GRIB after the Annuitant's 91st birthday. The GRIB charge is in addition to the Contract fees and expenses appearing in the "Summary of Expenses". You may cancel the GRIB Endorsement at any time by written notice to us. Once discontinued, GRIB may not be elected again. Since any guaranteed benefits under GRIB will be lost, you should carefully consider your decision to cancel GRIB.

GRIB only applies to the determination of income payments upon annuitization in the circumstances described in this section of the Prospectus. It is not a guarantee of Contract Value or performance. This benefit does not enhance the amounts paid in partial withdrawals, surrenders, or death benefits. If you surrender your Contract, you will not receive any benefit under this optional benefit.

B. Annuity Payments with GRIB

Annuity payments are based on the greater of:

- the income provided by applying the GRIB base to the guaranteed annuity factors, and
- the income provided by applying the Contract Value to the current annuity factors.

The GRIB base is the greatest of:

- Contract Value,
- Purchase Payments minus previous withdrawals, accumulated at 5.00% interest per year to the earlier of the Annuitant's age 80 or the GRIB exercise date plus Purchase Payments minus all withdrawals from age 80 to the GRIB exercise date, and
- the greatest anniversary value before the exercise date.

The greatest anniversary value equals:

- the highest of the Contract Values on each Contract anniversary prior to the Annuitant's age 81, plus
- the dollar amount of any Purchase Payments made since that anniversary, minus
- withdrawals since that anniversary.

The guaranteed annuity factors are based on the 1983a table projected using projection scale G, with interest at 2.5% (the "Annuity 2000" table). However, if GRIB is exercised on or after the 10th Contract anniversary, interest at 3.5% is assumed. Contracts issued in the state of Montana or in connection with certain employer-sponsored employee benefit plans are required to use unisex annuity factors. In such cases, the guaranteed annuity factors will be based on unisex rates.

Because GRIB is based on conservative actuarial factors, the income guaranteed may often be less than the income provided under the regular provisions of the Contract. If the regular annuitization provisions would provide a greater benefit than GRIB, the greater amount will be paid.

GRIB is paid for the life of a single Annuitant or the lifetimes of two Annuitants. If paid for the life of a single Annuitant, GRIB is paid in the amount determined above. If paid for the lifetimes of two Annuitants, GRIB is paid in the amount determined above, but the age of the older Annuitant is used to determine the GRIB base.

If you elect GRIB payable for the life of a single Annuitant, you may elect a period certain of 5, 10, 15, or 20 years. If the Annuitant dies before GRIB has been paid for the period elected, the remaining GRIB payments are paid as they fall due to the Beneficiary, if the Beneficiary is a natural person. If the Beneficiary is not a natural person, the remaining payments may be commuted at a minimum 2.5% interest rate and paid in a lump sum.

If you elect GRIB payable for the lifetimes of two Annuitants, the period certain is 25 years. The full GRIB is payable as long as at least one of the two Annuitants is alive, but for no less than 25 years. If both Annuitants die before GRIB has been paid for 25 years, the remaining GRIB payments are paid as they fall due to the Beneficiary, if the Beneficiary is a natural person. If the Beneficiary is not a natural person, the remaining payments may be commuted at a minimum 2.50% interest rate and paid in a lump sum.

GRIB payments are also available on a quarterly, semi-annual or annual basis. We may make other annuity options available.

C. Commutable Annuitization Option

If you purchased your Contract on or after May 1, 2000, and you exercise the GRIB option to receive guaranteed benefits, you may elect to have payments made under a commutable annuitization option. Under the commutable annuitization option, partial lump sum payments are permitted, subject to the following requirements:

- At the time you exercise the GRIB option, you must elect the commutable annuitization option in order to be eligible for the lump sum payments.
- Lump sum payments are available only during the period certain applicable under the payout option you elected. For example, lump sum payments can be elected only during the 5, 10, 15, or 20 year certain period that applies to the payout.
- Lump sum payments are available once in each calendar year and may not be elected until one year after annuitization has started.
- The Annuitant may elect to receive a partial lump sum payment of the present value of the remaining payments in the period certain subject to the restrictions described below. If a partial lump sum payment is elected, the remaining payments in the period certain will be reduced based on the ratio of the amount of the partial withdrawal to the amount of the present value of the remaining installments in the period certain prior to the withdrawal. If the Annuitant is still living after the period certain is over, the Annuitant will begin receiving the original annuitization payment amount again.
- Each time that a partial lump sum payment is made, we will determine the percentage that the payment represents of the present value of the remaining installments in the period certain. For

Non-Qualified Plan Contracts, the sum of these percentages over the life of the Contract cannot exceed 75%. For Qualified Plan Contracts, partial lump sum payments of up to 100% of the present value of the remaining installments in the period certain may be made.

- In determining the amount of the lump sum payment that is available, the present value of the remaining installments in the period certain will be calculated based on an interest rate equal to the GRIB annuity factor interest rate (3.5% if GRIB was exercised on or after the 10th Contract anniversary; 2.5% if exercised before that date) plus an interest rate adjustment. The interest rate adjustment is equal to the following:

<u>Number of years remaining in the period certain</u>	<u>Interest rate Adjustment</u>
15 or more years	1.00%
10–14 years	1.50%
less than 10 years	2.00%

D. Effect of Death of Owner or Annuitant on GRIB

The GRIB terminates upon the death of the Owner or the Annuitant (if the Owner is not a natural person) unless the Owner’s or Annuitant’s surviving spouse elects to continue the Contract as described in the “Guaranteed Death Benefit” section above. A spouse may continue only a Non-Qualified Plan Contract or an Individual Retirement Annuity.

If the spouse elects to continue the Contract as the new Owner and receive any increase in Contract Value attributable to the death benefit, the GRIB is modified as follows:

The GRIB base is calculated from the time the election to continue the Contract is made. GRIB may not be exercised or canceled prior to the seventh Contract Year anniversary date following the spouse’s election to continue the Contract. However, we will waive all other age restrictions that would apply to exercising GRIB. The spouse may also elect to discontinue GRIB within 30 days of the date the election to continue the Contract is made.

If the spouse elects to continue the Contract without receiving any increase in Contract Value attributable to the death benefit, all rights, benefits and charges under the Contract, including the GRIB charge and the right to exercise GRIB based on the existing exercise period, will continue unchanged.

STATEMENT OF ADDITIONAL INFORMATION TABLE OF CONTENTS

The SAI contains additional information about the Contract and the Separate Account. You can obtain the SAI (at no cost) by contacting us at the Service Center. Please read the SAI in conjunction with this Prospectus. The following is the Table of Contents for the SAI.

SPECIAL CONSIDERATIONS	2
SERVICES TO THE SEPARATE ACCOUNT	2
VOTING RIGHTS	3
SAFEKEEPING OF SEPARATE ACCOUNT ASSETS	3
STATE REGULATION	4
LEGAL MATTERS	4
EXPERTS	4
FINANCIAL STATEMENTS	4
APPENDIX A—STATE AND LOCAL GOVERNMENT PREMIUM TAX CHART	A-1
APPENDIX F—INDEX TO FINANCIAL STATEMENTS	F-1

APPENDIX A

ILLUSTRATION OF THE “FLOOR” ON THE DOWNWARD MARKET VALUE ADJUSTMENT (MVA)

Purchase Payment	\$40,000
Guarantee Period	5 Years
Guaranteed Interest Rate	5% Annual Effective Rate

The following examples illustrate how the “floor” on a downward MVA, that was added to your Contract effective April 1, 2005, may affect the values of your Contract upon a withdrawal. In these examples, the Guarantee Period starts on the Effective Date of the MVA Endorsement (i.e., the Start Date); a withdrawal occurs one year after the Start Date. The MVA operates in a similar manner for transfers. No Withdrawal Charge applies to transfers.

In these examples, the Guarantee Period Value for the \$40,000.00 Purchase Payment is guaranteed to equal \$51,051.26 at the end of the five-year Guarantee Period. After one year, when the first withdrawals occur in these examples, the Guarantee Period Value is \$42,000.00. It is also assumed, for the purposes of these examples, that no prior partial withdrawals or transfers have occurred.

A downward MVA results when you take a full or partial withdrawal during periods of rising interest rates. Assume in this example that, one year after the Purchase Payment, the interest rate on a four-year Guarantee Period rose to 6.5%.

In this example, the MVA will be based on the hypothetical interest rate we are crediting at the time of the withdrawal on new money allocated to a Guarantee Period with a duration equal to the time remaining in your Guarantee Period rounded to the next higher number of complete years. One year after the Purchase Payment there would have been four years remaining in your Guarantee Period, so the hypothetical crediting rate for a four-year Guarantee Period will be used (6.5%). These examples also show how the Withdrawal Charge (if any) would be calculated separately after the MVA.

Note: We declare interest rates on the MVA Options at our sole discretion. The interest rates used in this example are hypothetical and do not reflect current interest rates being credited by us, and the interest rates do not represent any of our intentions regarding future interest crediting rates.

Example of Full Withdrawal

Upon a full withdrawal, the market value adjustment factor would be:

$$-.0551589^* = \left(\frac{1 + .05}{1 + .065} \right)^4 - 1$$

* Actual calculation utilizes 10 decimal places.

The downward MVA is subject to a “floor” so that the downward MVA can remove only interest credited in excess of 3% on the Guarantee Period Value from the Start Date. The “floor” in this example is calculated as:

$$- \$800.00 = \$40,000.00 \times (1 + .03) - \$40,000.00 \times (1 + .05)$$

The Market Adjusted Value after applying the floored downward MVA would be:

$$\$41,200.00 = \$42,000.00 - \$800.00$$

A Withdrawal Charge of 6% would be assessed against the Purchase Payments subject to a Withdrawal Charge in excess of the amount available as a free withdrawal. In this case, there are no prior withdrawals, so 10% of the Contract Value is not subject to a Withdrawal Charge.

The Withdrawal Charge on a full withdrawal is:

$$\$2,148.00 = (\$40,000.00 - (.10 \times \$42,000.00)) \times .06$$

Thus, the amount payable on a full withdrawal after the application of the MVA floor would be:

$$\$39,052.00 = \$41,200.00 - \$2,148.00$$

Example of Partial Withdrawal of 50% of Guarantee Period Value

If instead of a full withdrawal, assume that 50% of the Guarantee Period Value (\$21,000.00) was withdrawn from the Contract (partial withdrawal of 50%) after the first year.

The downward MVA is subject to the floor of -\$800.00 described above. In this example, this means that only the interest credited on the entire Guarantee Period Value for the one-year period between the Start Date and the date of withdrawal that was in excess of 3% (i.e., the difference between 5% interest and 3% interest) can be removed at the time of the partial withdrawal. The partial withdrawal will have the impact of reducing the return, to date, in the Guarantee Period to the minimum guaranteed interest rate of 3% per annum.

The Market Adjusted Value after applying the floored downward MVA would be:

$$\$20,200.00 = \$21,000.00 - \$800.00$$

A Withdrawal Charge of 6% would be assessed against the Purchase Payments subject to a Withdrawal Charge in excess of the amount available as a free withdrawal. In this case, there are no prior withdrawals, so 10% of the Contract Value is not subject to a Withdrawal Charge.

$$\$888.00 = (\$19,000.00 - (.10 \times \$42,000.00)) \times .06$$

Thus, the amount payable, net of Withdrawal Charges, on this partial withdrawal after the application of the MVA floor would be:

$$\$19,312.00 = \$20,200.00 - \$888.00$$

Example of a Second Withdrawal of the Remaining Guarantee Period Value

Assume that the owner took a second withdrawal of the remaining balance after the second year and the hypothetical crediting rate for a three-year Guarantee Period was 6.5% at that time.

After the second year, the Guaranteed Period Value (\$21,000) would have been credited with 5% interest and would have increased by \$1,050 to \$22,050.

Upon a full withdrawal, the market value adjustment factor would be:

$$-.0551589^* = \left(\frac{1 + .05}{1 + .065} \right)^4 - 1$$

The downward MVA is subject to a “floor” discussed above. In this example, the downward MVA can remove only interest credited in excess of 3% (i.e., the difference between 5% interest and 3% interest) on the remaining Guarantee Period Value for the one-year period from the time of the prior withdrawal. The “floor” in this example is calculated as:

$$- \$420.00 = \$21,000.00 \times (1 + .03) - \$21,000.00 \times (1 + .05)$$

The Market Adjusted Value after applying the floored downward MVA would be:

$$\$21,630.00 = \$22,050.00 - \$420.00$$

A Withdrawal Charge of 5% would be assessed against the Purchase Payments subject to a Withdrawal Charge in excess of the amount available as a free withdrawal. In this case, 10% of the Contract Value is not subject to a Withdrawal Charge.

The Withdrawal Charge is thus:

$$\$939.75 = (\$21,000.00 - (.10 \times \$22,050.00)) \times .05$$

Thus, the amount payable on a full withdrawal after the application of the MVA floor would be:

$$\$20,690.25 = \$21,630.00 - \$939.75$$

ILLUSTRATION OF AN UPWARD MARKET VALUE ADJUSTMENT

An upward Market Value Adjustment results from a withdrawal that occurs when interest rates have decreased. Assume interest rates have decreased one year later and we are then crediting 4% for a four-year Guarantee Period. Upon a full withdrawal, the market value adjustment factor would be:

$$+.0390198 = \left(\frac{1 + .05}{1 + .04} \right)^4 - 1$$

The Market Value Adjustment is an increase of \$1,638.83 to the Guarantee Period Value:

$$\$1,638.83 = \$42,000.00 \times .0390198$$

The Market Adjusted Value would be:

$$\$43,638.83 = \$42,000.00 + \$1,638.83$$

A Withdrawal Charge of 6% would apply to the Market Adjusted Value being withdrawn, less 10% of the Contract Value, as there were no prior withdrawals:

$$\$2,366.33 = (\$43,638.83 - .10 \times \$42,000) \times .06$$

Thus, the amount payable on withdrawal would be:

$$\$41,272.50 = \$43,638.83 - \$2,366.33$$

If instead of a full withdrawal, 50% of the Guarantee Period Value was withdrawn (partial withdrawal of 50%), the Market Value Adjustment would be:

$$\$819.42 = \$21,000.00 \times .0390198$$

The Market Adjusted Value of \$21,000.00 would be:

$$\$21,819.42 = \$21,000.00 + \$819.42$$

The Withdrawal Charge of 6% would apply to the Market Adjusted Value being withdrawn, less 10% of the full Market Adjusted Value as there are no prior withdrawals:

$$\$1,057.17 = (\$21,819.42 - .1 \times \$42,000) \times .06$$

Thus, the amount payable, net of Withdrawal Charges, on this partial withdrawal would be:

$$\$20,762.25 = \$21,819.42 - \$1,057.17$$

Actual Market Value Adjustment may have a greater or lesser impact than that shown in the Examples, depending on the actual change in interest crediting rates and the timing of the withdrawal or transfer in relation to the time remaining in the Guarantee Period.

APPENDIX B

ZURICH AMERICAN LIFE INSURANCE COMPANY DEFERRED FIXED AND VARIABLE ANNUITY IRA, ROTH IRA AND SIMPLE IRA DISCLOSURE STATEMENT

This Disclosure Statement describes the statutory and regulatory provisions applicable to the operation of traditional Individual Retirement Annuities (IRAs), Roth Individual Retirement Annuities (Roth IRAs) and Simple Individual Retirement Annuities (SIMPLE IRAs). Internal Revenue Service regulations require that this be given to each person desiring to establish an IRA, Roth IRA or a SIMPLE IRA. Except where otherwise indicated, IRA discussion includes Simplified Employee Pension IRAs (SEP IRAs). Further information can be obtained from Zurich American Life Insurance Company and from any district office of the Internal Revenue Service. Also, see IRS Publication 590, Individual Retirement Arrangements (IRAs).

This Disclosure Statement is for your general information and is not intended to be exhaustive or conclusive, to apply to any particular person or situation, or to be used as a substitute for qualified legal or tax advice.

Please note that the information contained herein is based on current Federal income tax law, income tax regulations, and other guidance provided by the IRS. Hence, this information is subject to change upon an amendment of the law or the issuance of further regulations or other guidance. Also, you should be aware that state tax laws may differ from Federal tax laws governing such arrangements. You should consult your tax adviser about any state tax consequences of your IRA, Roth IRA or SIMPLE IRA, whichever is applicable.

A. REVOCATION

Within seven days of the date you signed your enrollment application, you may revoke the Contract and receive back 100% of your money. To do so, write the Service Center.

Notice of revocation will be deemed mailed on the date of the postmark (or if sent by certified or registered mail, the date of the certification or registration) if it is deposited in the mail in the United States in an envelope, or other appropriate wrapper, first class postage prepaid, properly addressed.

B. STATUTORY REQUIREMENTS

This Contract is intended to meet the requirements of Section 408(b) of the Internal Revenue Code (Code) for use as an IRA, Section 408A of the Code for use as a Roth IRA, or Section 408(p) of the Code for use as a SIMPLE IRA, whichever is applicable. The Contract has been approved as to form for use as an IRA, Roth IRA or a SIMPLE IRA by the Internal Revenue Service. Such approval by the Internal Revenue Service is a determination only as to the form of the Contract, and does not represent a determination on the merits of the Contract.

1. The amount in your IRA, Roth IRA, and SIMPLE IRA, whichever is applicable, must be fully vested at all times and your entire interest must be nonforfeitable.

2. The Contract must be nontransferable.

3. The Contract must have flexible premiums.

4. For IRAs and SIMPLE IRAs, you must start receiving distributions on or before April 1 of the year following the year in which you reach age 70½ (the required beginning date) (See "Required Distributions"). As of January 1, 2020, the age when you must begin taking Required Distributions has increased from 70½ to 72. This change only applies if you will attain age 70½ on or after January 1, 2020. If you reached the age of 70½ prior to January 1, 2020, you are still required to use age 70½ as the triggering age for beginning Required Distributions. All other requirements for the timing of Required Distributions remain the same.

If you die before the date on which you are required to begin distributions from your Contract, any remaining interest in the Contract must be distributed to your designated beneficiary (within the meaning of Section 401(a)(9) of the Code) either (i) by December 31 of the calendar year containing the fifth anniversary of your death, or (ii) over his or her life, or over a period certain not extending beyond his or her life expectancy, commencing on or before December 31 of the calendar year immediately following the calendar year in which you die. If you die after distributions have begun but before your entire interest in your Contract is distributed, unless otherwise permitted under applicable law, any remaining interest in the Contract must be distributed to your beneficiary at least as rapidly as under the method of distribution in effect as of your date of death.

If the sole designated beneficiary is your spouse, he or she may elect to treat the Contract as his or her own IRA, or, where applicable, Roth IRA whether you die before or after the distributions have begun.

If you die on or after January 1, 2020, any individual beneficiary who is not an “eligible designated beneficiary” must withdraw the entire account value by the end of the tenth year following the year of your death regardless of whether Required Distributions had begun. Eligible designated beneficiaries may withdraw the account value over their lives or a period not exceeding their life expectancies by electing such distributions within one year of your death. Eligible designated beneficiaries include spouses, minor children (until they reach the age of majority), someone who is disabled or chronically ill (including certain trusts for the disabled or chronically ill), or an individual not more than 10 years younger than the original IRA owner or plan participant.

Section 401(a)(9)(A) of the Code (relating to lifetime minimum distributions), and the incidental death benefit requirements of Section 401(a) of the Code, do not apply to Roth IRAs.

5. Except in the case of a rollover contribution or a direct transfer (See “Rollovers and Direct Transfers”), or a contribution made in accordance with the terms of a Simplified Employee Pension (SEP), all contributions to an IRA, Roth IRA and SIMPLE IRA must be cash contributions which do not exceed certain limits.

6. The Contract must be for the exclusive benefit of you and your beneficiaries.

C. ROLLOVERS AND DIRECT TRANSFERS FOR IRAS AND SIMPLE IRAS

1. A rollover is a tax-free transfer from one retirement program to another that you cannot deduct on your tax return. There are two kinds of tax-free rollover payments to an IRA. In one, you transfer amounts from another IRA. With the other, you transfer amounts from a qualified plan under Section 401(a) of the Code, a qualified annuity under Section 403(a) of the Code, a tax-sheltered annuity or custodial account under Section 403(b) of the Code, or a governmental plan under Section 457(b) of the Code (collectively referred to as “qualified employee benefit plans”). Tax-free rollovers can be made from one SIMPLE IRA to another SIMPLE IRA under Section 408(p) of the Code. An individual can make a tax-free rollover to an IRA from a SIMPLE IRA, or vice-versa, after a two-year period has expired since the individual first participated in a SIMPLE plan.

2. You must complete the rollover by the 60th day after the day you receive the distribution from your IRA or other qualified employee benefit plan or SIMPLE IRA. The failure to satisfy this 60-day requirement may be waived by the Internal Revenue Service in certain circumstances. Amounts distributed as required minimum distributions are not eligible for treatment as a rollover.

3. A rollover distribution may be made to you only once a year. The one-year period begins on the date you receive the rollover distribution, not on the date you roll it over (reinvest it).

4. A trustee-to-trustee transfer to an IRA of funds in an IRA from one trustee or insurance company to another is not a rollover. It is a transfer that is not affected by the one-year waiting period.

5. All or a part of the premium for this Contract used as an IRA may be paid from a rollover from an IRA or qualified employee benefit plan or from a trustee-to-trustee transfer from another IRA. All or part

of the premium for this Contract used as a SIMPLE IRA may be paid from a rollover from a SIMPLE IRA or, to the extent permitted by law, from a direct transfer from a SIMPLE IRA.

6. A distribution that is eligible for rollover treatment from a qualified employee benefit plan will be subject to twenty percent (20%) withholding by the Internal Revenue Service even if you roll the distribution over within the 60-day rollover period. One way to avoid this withholding is to make the distribution as a direct transfer to the IRA trustee or insurance company.

D. CONTRIBUTION LIMITS AND ALLOWANCE OF DEDUCTION FOR IRAs

1. In general, the amount you can contribute each year to an IRA is the lesser of (1) 100% of your compensation includible in your gross income, or (2) the maximum annual contributions under Section 219(b) of the Code, including “catchup” contributions for certain individuals age 50 and older. The maximum annual contribution limit for IRA contributions is equal to \$6,000 for 2020, indexed annually in \$500 increments, except as otherwise provided by law. An individual who has attained age 50 may make additional “catch-up” IRA contributions. The maximum annual contribution limit for the individual is increased by \$1,000 for 2020 and thereafter, except as otherwise provided by law. If you have more than one IRA, the limit applies to the total contributions made to all your own IRAs for the year. Generally, if you work the amount that you earn is compensation. Wages, salaries, tips, professional fees, bonuses and other amounts you receive for providing personal services are compensation. If you own and operate your own business as a sole proprietor, your net earnings reduced by your deductible contributions on your behalf to self-employed retirement plans are compensation. If you are an active partner in a partnership and provide services to the partnership, your share of partnership income reduced by deductible contributions made on your behalf to qualified retirement plans is compensation. All taxable alimony and separate maintenance payments received under a decree of divorce or separate maintenance are compensation.

2. In the case of a married couple filing a joint return, up to the maximum annual contribution may be contributed to each spouse’s IRA, even if one spouse has little or no compensation. This means that the total combined contributions that can be made to both IRAs can be as much as \$12,000 for the year (plus an additional \$2,000 in catch-up contributions).

3. In the case of a married couple with unequal compensation who file a joint return, the limit on the deductible contributions to the IRA of the spouse with less compensation is the smaller of:

a. the maximum annual contribution, or

b. The total compensation of both spouses, reduced by any deduction allowed for contributions to IRAs of the spouse with more compensation.

The deduction for contributions to both spouses’ IRAs may be further limited if either spouse is covered by an employer retirement plan.

4. If either you or your spouse is an active participant in an employer-sponsored plan, the deductibility of your IRA contribution will be phased out, and in some cases eliminated, depending on your adjusted gross income, or combined adjusted gross income in the case of a joint tax return, as follows:

Joint Returns

<u>Taxable year beginning in:</u>	<u>Phase-out range</u>
2020	\$104,000 - \$124,000

Single Taxpayers

<u>Taxable year beginning in:</u>	<u>Phase-out range</u>
2020	\$65,000 - \$75,000

The phase-out range for married individuals filing separately is \$0-\$10,000. If you file a joint tax return and are not an active participant in an employer-sponsored plan, but your spouse is, the amount of the deductible IRA contribution is phased out for adjusted gross income between \$196,000 and \$206,000 in 2020.

To designate a contribution as nondeductible, you must file IRS Form 8606, Nondeductible IRAs. You may have to pay a penalty if you make nondeductible contributions to an IRA and you do not file Form 8606 with your tax return, or if you overstate the amount of nondeductible contributions on your Form 8606. If you do not report nondeductible contributions, all of the contributions to your traditional IRA will be treated as deductible, and all distributions from your IRA will be taxed, unless you can show, with satisfactory evidence, that nondeductible contributions were made.

5. Contributions to your IRA for a year can be made at any time up to April 15 of the following year. If you make the contribution between January 1 and April 15, however, you may elect to treat the contribution as made either in that year or in the preceding year. You may file a tax return claiming a deduction for your IRA contribution before the contribution is actually made. You must, however, make the contribution by the due date of your return not including extensions.

6. You cannot make a contribution other than a rollover or transfer contribution to your IRA for the year in which you reach age 70½ or thereafter. The maximum age for IRA contributions beginning after December 31, 2019 has been eliminated. Beginning in tax year 2020, IRA owners who have compensation can contribute to their IRAs regardless of their age.

7. A taxpayer may qualify for a tax credit for contributions to an IRA, depending on the taxpayer's adjusted gross income.

E. SEP IRAs

1. SEP IRA rules concerning eligibility and contributions are governed by Code Section 408(k). The maximum deductible contribution for a SEP IRA is the lesser of \$57,000 (indexed for cost-of-living increases) or 25% of compensation.

2. A SEP must be established and maintained by an employer (corporation, partnership, sole proprietor).

F. SIMPLE IRAs

1. A SIMPLE IRA must be established with your employer using a qualified salary reduction agreement.

2. You may elect to have your employer contribute to your SIMPLE IRA, under a qualified salary reduction agreement, an amount (expressed as a percentage of your compensation) not to exceed \$13,500 for 2020, indexed annually, except as otherwise provided by law. An individual who has attained age 50 may make additional "catch-up" IRA contributions indexed for inflation. In addition to these employee elective contributions, your employer is required to make each year either (1) a matching contribution equal to up to 3 percent, and not less than 1 percent, of your SIMPLE IRA contribution for the year, or (2) a nonelective contribution equal to 2 percent of your compensation for the year (up to \$285,000 of 2020 compensation, as adjusted for inflation). No other contributions may be made to a SIMPLE IRA.

3. Employee elective contributions and employer contributions (i.e., matching contributions and nonelective contributions) to your SIMPLE IRA are excluded from your gross income.

4. To the extent an individual with a SIMPLE IRA is no longer participating in a SIMPLE plan (e.g., the individual has terminated employment), and two years have passed since the individual first participated in the plan, the individual may treat the SIMPLE IRA as a traditional IRA.

G. TAX STATUS OF THE CONTRACT AND DISTRIBUTIONS FOR IRAs AND SIMPLE IRAs

1. Earnings of your IRA annuity contract are not taxed until they are distributed to you.
2. In general, taxable distributions are included in your gross income in the year you receive them.
3. Distributions under your IRA are non-taxable to the extent they represent a return of non-deductible contributions (if any). The non-taxable percentage of a distribution is determined generally by dividing your total undistributed, non-deductible IRA contributions by the value of all your IRAs (including SEPs and rollovers).
4. You cannot choose the special five-year or ten-year averaging rules that may apply to lump sum distributions from qualified employer plans.

H. REQUIRED DISTRIBUTIONS FOR IRAs AND SIMPLE IRAs

You must start receiving minimum distributions required under the Contract and Section 401(a)(9) of the Code from your IRA and SIMPLE IRA starting with the year you reach age 70½ (your 70½ year).

Ordinarily, the required minimum distribution for a particular year must be received by December 31 of that year. However, you may delay the required minimum distribution for the year you reach age 70½ (or age 72 for years beginning after December 31, 2019) until April 1 of the following year (i.e., the required beginning date).

Annuity payments which begin by April 1 of the year following your 70½ year (or your 72 year) satisfy the minimum distribution requirement if they provide for non-increasing payments over your life or the lives of you and your designated beneficiary (within the meaning of Section 401(a)(9) of the Code), provided that, if installments are guaranteed, the guarantee period does not exceed the applicable life or joint life expectancy.

The applicable life expectancy is your remaining life expectancy or the remaining joint life and last survivor expectancy of you and your designated beneficiary, determined as set forth in applicable federal income tax regulations.

If you have more than one IRA, you must determine the required minimum distribution separately for each IRA; however, you can take the actual distributions of these amounts from any one or more of your IRAs.

In addition, the after-death minimum distribution requirements described generally in section B. STATUTORY REQUIREMENTS apply to IRAs and SIMPLE IRAs.

If the actual distribution from your Contract is less than the minimum amount that should be distributed in accordance with the minimum distribution requirements mentioned above, the difference generally is an excess accumulation. There is a 50% excise tax on any excess accumulations. If the excess accumulation is due to reasonable error, and you have taken (or are taking) steps to remedy the insufficient distribution, you can request that this 50% excise tax be waived by filing with your tax return an IRS Form 5329, together with a letter of explanation and the excise tax payment.

I. ROTH IRAs

1. If your Contract is a special type of individual retirement plan known as a Roth IRA, it will be administered in accordance with the requirements of section 408A of the Code. (Except as otherwise indicated, references herein to an “IRA” are to an “individual retirement plan,” within the meaning of Section 7701(a)(37) of the Code, other than a Roth IRA.) Roth IRAs are treated the same as other IRAs, except as described here.

2. If your Contract is a Roth IRA, we will send you a Roth IRA endorsement to be attached to, and to amend, your Contract. The Company reserves the right to amend the Contract as necessary or advisable

from time to time to comply with future changes in the Internal Revenue Code, regulations or other requirements imposed by the IRS to obtain or maintain its approval of the annuity as a Roth IRA.

3. Earnings in your Roth IRA are not taxed until they are distributed to you, and will not be taxed if they are paid as a “qualified distribution,” as described to you in section L, below.

4. The minimum distribution requirements that apply to IRAs do not apply to Roth IRAs while the owner is alive. However, after the death of a Roth IRA owner, the after-death minimum distribution rules that apply to IRAs also apply to Roth IRAs as though the Roth IRA owner died before his or her required beginning date. You may not use your Roth IRA to satisfy minimum distribution requirements for traditional IRAs. Nor may you use distributions from an IRA for required distributions from a Roth IRA.

J. ELIGIBILITY AND CONTRIBUTIONS FOR ROTH IRAs

1. Generally, you are eligible to establish or make a contribution to your Roth IRA only if you meet certain income limits. No deduction is allowed for contributions to your Roth IRA. Contributions to your Roth IRA may be made even after you attain age 70½.

2. The maximum aggregate amount of contributions for any taxable year to all IRAs, including all Roth IRAs, maintained for your benefit (the “contribution limit”) generally is the lesser of (1) 100% of your compensation includible in gross income, or (2) the maximum annual contributions under Section 219(b) of the Code, including “catchup” contributions for certain individuals age 50 and older (as discussed in section D, above).

The contribution limit for any taxable year is reduced (but not below zero) by the amount which bears the same ratio to such amount as:

- the excess of (i) your adjusted gross income for the taxable year, over (ii) the “applicable dollar amount,” bears to \$15,000 (or \$10,000 if you are married).

For this purpose, “adjusted gross income” is determined in accordance with Section 219(g)(3) of the Code and (1) excludes any amount included in gross income as a result of any rollover from, transfer from, or conversion of an IRA to a Roth IRA, and (2) is reduced by any deductible IRA contribution. In addition, the “applicable dollar amount” is equal to \$196,000 for a married individual filing a joint return, \$0 for a married individual filing a separate return, and \$122,000 for any other individual.

A “qualified rollover contribution” (discussed in section K, below), and a non-taxable transfer from another Roth IRA, are not taken into account for purposes of determining the contribution limit.

K. ROLLOVERS, TRANSFERS AND CONVERSIONS TO ROTH IRAs

1. *Rollovers and Transfers*—A rollover may be made to a Roth IRA only if it is a “qualified rollover contribution.” A “qualified rollover contribution” is a rollover to a Roth IRA from another Roth IRA or from an IRA or other Qualified Plan, but only if such rollover contribution also meets the rollover requirements for IRAs under Section 408(d)(3). In addition, a transfer may be made to a Roth IRA directly from another Roth IRA or from an IRA.

The rollover requirements of Section 408(d)(3) are complex and should be carefully considered before you make a rollover. One of the requirements is that the amount received be paid into another IRA (or Roth IRA) within 60 days after receipt of the distribution. The failure to satisfy this 60-day requirement may be waived by the Internal Revenue Service in certain circumstances. In addition, a rollover contribution from a Roth IRA may be made by you only once a year. The one-year period begins on the date you receive the Roth IRA distribution, not on the date you roll it over (reinvest it) into another Roth IRA. If you withdraw assets from a Roth IRA, you may roll over part of the withdrawal tax-free into another Roth IRA and keep the rest of it. A portion of the amount you keep may be included in your gross income.

2. *Taxation of Rollovers and Transfers to Roth IRAs*—A qualified rollover contribution or transfer from a Roth IRA maintained for your benefit to another Roth IRA maintained for your benefit which meets the rollover requirements for IRAs under Section 408(d)(3) is tax-free.

In the case of a qualified rollover contribution or a transfer from an IRA maintained for your benefit to a Roth IRA maintained for your benefit, any portion of the amount rolled over or transferred which would be includible in your gross income were it not part of a qualified rollover contribution or a nontaxable transfer will be includible in your gross income. However, Code Section 72(t) (relating to the 10% penalty tax on premature distributions) will generally not apply unless the amounts rolled over or transferred are withdrawn within the five-year period beginning with the taxable year in which such contribution was made.

3. *Transfers of Excess IRA Contributions to Roth IRAs*—If, before the due date of your federal income tax return for any taxable year (not including extensions), you transfer, from an IRA, contributions for such taxable year (and earnings thereon) to a Roth IRA, such contributions will not be includible in gross income to the extent that no deduction was allowed with respect to such amount.

4. *Taxation of Conversions of IRAs to Roth IRAs*—All or part of amounts in an IRA maintained for your benefit may be converted into a Roth IRA maintained for your benefit. A conversion typically will result in the inclusion of some or all of your IRA's value in gross income, as described above.

A conversion of an IRA to a Roth IRA can be made without taking an actual distribution from your IRA. For example, an individual may make a conversion by notifying the IRA issuer or trustee, whichever is applicable.

UNDER SOME CIRCUMSTANCES, IT MIGHT NOT BE ADVISABLE TO ROLL OVER, TRANSFER, OR CONVERT ALL OR PART OF AN IRA TO A ROTH IRA. WHETHER YOU SHOULD DO SO WILL DEPEND ON YOUR PARTICULAR FACTS AND CIRCUMSTANCES, INCLUDING, BUT NOT LIMITED TO, SUCH FACTORS AS WHETHER YOU QUALIFY TO MAKE SUCH A ROLLOVER, TRANSFER, OR CONVERSION, YOUR FINANCIAL SITUATION, AGE, CURRENT AND FUTURE INCOME NEEDS, YEARS TO RETIREMENT, CURRENT AND FUTURE TAX RATES, YOUR ABILITY AND DESIRE TO PAY CURRENT INCOME TAXES WITH RESPECT TO AMOUNTS ROLLED OVER, TRANSFERRED, OR CONVERTED, AND WHETHER SUCH TAXES MIGHT NEED TO BE PAID WITH WITHDRAWALS FROM YOUR ROTH IRA (SEE DISCUSSION BELOW OF "NONQUALIFIED DISTRIBUTIONS"). YOU SHOULD CONSULT A QUALIFIED TAX ADVISER BEFORE ROLLING OVER, TRANSFERRING, OR CONVERTING ALL OR PART OF AN IRA TO A ROTH IRA.

5. *Separate Roth IRAs*—Due to the complexity of, and proposed changes to, the tax law, it may be advantageous to maintain amounts rolled over, transferred, or converted from an IRA in separate Roth IRAs from those containing regular Roth IRA contributions. These considerations should be balanced against the additional costs you may incur from maintaining multiple Roth IRAs. You should consult your tax adviser if you intend to contribute rollover, transfer, or conversion amounts to your Contract, or if you intend to roll over or transfer amounts from your Contract to another Roth IRA maintained for your benefit.

L. INCOME TAX CONSEQUENCES OF ROTH IRAs

1. *Qualified Distributions*—Any "qualified distribution" from a Roth IRA is excludible from gross income. A "qualified distribution" is a payment or distribution which satisfies two requirements. First, the payment or distribution must be (a) made after you attain age 59½, (b) made after your death, (c) attributable to your being disabled, or (d) a "qualified special purpose distribution" (i.e., a qualified first-time homebuyer distribution under Section 72(t)(2)(F) of the Code). Second, the payment or distribution must be made in a taxable year that is at least five years after (1) the first taxable year for which a contribution was made to any Roth IRA established for you, or (2) in the case of a rollover from,

or a conversion of, an IRA to a Roth IRA, the taxable year in which the rollover or conversion was made if the payment or distribution is allocable (as determined in the manner set forth in guidance issued by the IRS) to the rollover contribution or conversion (or to income allocable thereto).

2. Nonqualified Distributions—A distribution from a Roth IRA which is not a qualified distribution is taxed under Section 72 (relating to annuities), except that such distribution is treated as made first from contributions to the Roth IRA to the extent that such distribution, when added to all previous distributions from the Roth IRA, does not exceed the aggregate amount of contributions to the Roth IRA. For purposes of determining the amount taxed, (a) all Roth IRAs established for you will be treated as one contract, (b) all distributions during any taxable year from Roth IRAs established for you will be treated as one distribution, and (c) the value of the contract, income on the contract, and investment in the contract, if applicable, will be computed as of the close of the calendar year in which the taxable year begins.

An additional tax of 10% is imposed on nonqualified distributions (including amounts deemed distributed as the result of a prohibited loan or use of your Roth IRA as security for a loan) made before the benefited individual has attained age 59½, unless one of the exceptions discussed in Section N applies.

M. TAX ON EXCESS CONTRIBUTIONS

1. You must pay a 6% excise tax each year on excess contributions that remain in your Contract. Generally, an excess contribution is the amount contributed to your Contract that is more than you can contribute. The excess is taxed for the year of the excess contribution and for each year after that until you correct it.

If contributions to your IRA for a year are more than the contribution limit, you can apply the excess contribution in one year to a later year if the contributions for that later year are less than the maximum allowed for that year.

2. You will not have to pay the 6% excise tax if you withdraw the excess amount by the date your tax return is due including extensions for the year of the contribution. You do not have to include in your gross income an excess contribution that you withdraw from your Contract before your tax return is due if the income earned on the excess was also withdrawn and no deduction was allowed for the excess contribution. You must include in your gross income the income earned on the excess contribution.

N. TAX ON PREMATURE DISTRIBUTIONS

There is an additional tax on premature distributions from your IRA, Roth IRA, or SIMPLE IRA, equal to 10% of the taxable amount. For premature distributions from a SIMPLE IRA made within the first two years you participate in a SIMPLE plan, the additional tax is equal to 25% of the amount of the premature distribution that must be included in gross income. Premature distributions are generally amounts you withdraw before you are age 59½. However, the tax on premature distributions does not apply generally:

1. To amounts that are rolled over or transferred tax-free;
2. To a distribution that is made on or after your death, or on account of you being disabled within the meaning of Code Section 72(m)(7);
3. To a distribution that is part of a series of substantially equal periodic payments (made at least annually) over your life or your life expectancy or the joint life or joint life expectancy of you and your beneficiary; or
4. To a distribution that is used for qualified first-time homebuyer expenses, qualified higher education expenses, certain medical expenses, by an unemployed individual to pay health insurance premiums, or a qualified reservist as a qualified reservist distribution.

O. EXCISE TAX REPORTING

Use Form 5329, Additional Taxes Attributable to Qualified Retirement Plans (Including IRAs), Annuities, and Modified Endowment Contracts, to report the excise taxes on excess contributions, premature distributions, and excess accumulations. If you do not owe any IRA, SIMPLE IRA or Roth IRA excise taxes, you do not need Form 5329. Further information can be obtained from any district office of the Internal Revenue Service.

P. BORROWING

If you borrow money against your Contract or use it as security for a loan, the Contract will lose its classification as an IRA, Roth IRA, or SIMPLE IRA, whichever is applicable, and you must include in gross income the fair market value of the Contract as of the first day of your tax year. In addition, you may be subject to the tax on premature distributions described above. (Note: This Contract does not allow borrowings against it, nor may it be assigned or pledged as collateral for a loan.)

Q. REPORTING

We will provide you with any reports required by the Internal Revenue Service.

R. ESTATE TAX

Generally, the value of your IRA, including your Roth IRA, is included in your gross estate for federal estate tax purposes.

S. FINANCIAL DISCLOSURE

If contributions to the Contract are made by other than rollover contributions and direct transfers, the following information based on the charts shown on the next pages, which assumes you were to make a level contribution to the fixed account at the beginning of each year of \$1,000 must be completed prior to your signing the enrollment application.

<u>End of Year</u>	<u>Lump Sum Termination Value of Contract*</u>	<u>At Age</u>	<u>Lump Sum Termination Value of Contract*</u>
1		60	
2		65	
3		70	
4			
5			

If contributions to the Contract are made by rollover contributions and/or direct transfers, the following information, based on the charts shown on the next page, and all of which assumes you make one contribution to the fixed account of \$1,000 at the beginning of this year, must be completed prior to your signing the enrollment application.

<u>End of Year</u>	<u>Lump Sum Termination Value of Contract*</u>	<u>At Age</u>	<u>Lump Sum Termination Value of Contract*</u>
1		60	
2		65	
3		70	
4			
5			

* Includes applicable withdrawal charges as described in Item T below.

T. FINANCIAL DISCLOSURE FOR THE SEPARATE ACCOUNT (VARIABLE ACCOUNT)

1. If on the enrollment application you indicated an allocation to a Subaccount or if you transfer Contract Value to a Subaccount, a daily charge of an amount which will equal an aggregate of 1.40% per annum will be assessed against Separate Account Value.

2. An annual records maintenance charge of \$30.00 will be assessed ratably each quarter against the Separate Account, Fixed Account and Guarantee Periods.

3. Withdrawal (early annuitization) charges will be assessed based on the years elapsed since the Purchase Payments (in a given Contract Year) were received by ZALICO; under one year, 7%; over one to two years, 6%; over two to three years, 5%; over three to four years, 5%; over four to five years, 4%; over five to six years, 3%; over six to seven years, 2%; over seven years and thereafter, 0%.

4. The method used to compute and allocate the annual earnings is contained in the Prospectus under the heading "Accumulation Unit Value."

5. The growth in value of your Contract is neither guaranteed nor projected but is based on the investment experience of the Separate Account.

GUARANTEED LUMP SUM TERMINATION OF DEFERRED FIXED AND VARIABLE ANNUITY COMPLETELY ALLOCATED TO THE GENERAL ACCOUNT WITH 3% GUARANTEED EACH YEAR. (TERMINATION VALUES ARE BASED ON \$1,000 ANNUAL CONTRIBUTIONS AT THE BEGINNING OF EACH YEAR.)

<u>End of Year</u>	<u>Termination Values*</u>	<u>End of Year</u>	<u>Termination Values*</u>	<u>End of Year</u>	<u>Termination Values*</u>	<u>End of Year</u>	<u>Termination Values*</u>
1	\$ 937.00	14	\$16,798.32	27	\$40,421.63	40	\$ 75,113.26
2	1,913.00	15	18,310.91	28	42,642.92	41	78,375.30
3	2,928.90	16	19,868.88	29	44,930.85	42	81,735.20
4	3,976.63	17	21,473.59	30	47,287.42	43	85,195.89
5	5,066.14	18	23,126.44	31	49,714.68	44	88,760.41
6	6,198.41	19	24,828.87	32	52,214.76	45	92,431.86
7	7,374.46	20	26,582.37	33	54,789.84	46	96,213.46
8	8,604.34	21	28,388.49	34	57,442.18	47	100,108.50
9	9,871.11	22	30,248.78	35	60,174.08	48	104,120.40
10	11,175.88	23	32,164.88	36	62,987.94	49	108,252.65
11	12,519.80	24	34,138.47	37	65,886.22	50	112,508.87
12	13,904.03	25	36,171.26	38	68,871.45		
13	15,329.79	26	38,265.04	39	71,946.23		

GUARANTEED LUMP SUM TERMINATION OF DEFERRED FIXED AND VARIABLE ANNUITY COMPLETELY ALLOCATED TO THE GENERAL ACCOUNT WITH 3% GUARANTEED EACH YEAR. (TERMINATION VALUES ARE BASED ON \$1,000 SINGLE PREMIUM.)

<u>End of Year</u>	<u>Termination Values*</u>	<u>End of Year</u>	<u>Termination Values*</u>	<u>End of Year</u>	<u>Termination Values*</u>	<u>End of Year</u>	<u>Termination Values*</u>
1	\$ 937	14	\$1,000	27	\$1,000	40	\$1,000
2	946	15	1,000	28	1,000	41	1,000
3	955	16	1,000	29	1,000	42	1,000
4	955	17	1,000	30	1,000	43	1,000
5	964	18	1,000	31	1,000	44	1,000
6	973	19	1,000	32	1,000	45	1,000
7	982	20	1,000	33	1,000	46	1,000
8	1,000	21	1,000	34	1,000	47	1,000
9	1,000	22	1,000	35	1,000	48	1,000
10	1,000	23	1,000	36	1,000	49	1,000
11	1,000	24	1,000	37	1,000	50	1,000
12	1,000	25	1,000	38	1,000		
13	1,000	26	1,000	39	1,000		

* Includes applicable withdrawal charges.

APPENDIX C

CONDENSED FINANCIAL INFORMATION

Scudder Destinations Annuity

The following tables of condensed financial information show accumulation unit values for each Subaccount of Scudder Destinations Annuity for the period since the Subaccount started operation. An accumulation unit value is the unit we use to calculate the value of your interest in a Subaccount. The accumulation unit values shown in the tables reflect the Separate Account Annual Expenses of 1.40% listed in the “Fee Table” in this Prospectus. The accumulation unit value does not reflect the deduction of charges such as the Records Maintenance Charge that we subtract from your Contract Value by redeeming units. The data used in the tables below is obtained from the audited financial statement of the Separate Account that can be found in the SAI. **Please review the condensed financial information in conjunction with the financial statements, related notes, and other financial information included in the SAI.** In the tables below, no number is shown when there were fewer than 1,000 accumulation units outstanding at the end of a period.

Selected data for accumulation units outstanding as of the year ended December 31st for each period (reflects Separate Account Annual Expenses of 1.40%):

The Alger Portfolios: Alger Balanced Subaccount (Class I-2 Shares)

	Accumulation unit value at beginning of period	Accumulation unit value at end of period	Number of accumulation units outstanding at end of period (000's omitted) ⁽¹⁾
2019	18.048	21.270	962
2018	18.931	18.048	897
2017	16.628	18.931	919
2016	15.538	16.628	1,296
2015	15.528	15.538	1,540
2014	14.388	15.528	2,488
2013	12.656	14.388	2,608
2012	12.081	12.656	2,777
2011	12.246	12.081	3,048
2010	11.255	12.246	3,447

The Alger Portfolios: Alger Capital Appreciation Subaccount (Class I-2 Shares)

	Accumulation unit value at beginning of period	Accumulation unit value at end of period	Number of accumulation units outstanding at end of period (000's omitted) ⁽¹⁾
2019	26.912	35.453	1,317
2018	27.318	26.912	1,435
2017	21.131	27.318	1,451
2016	21.320	21.131	2,723
2015	20.358	21.320	3,533
2014	18.147	20.358	4,503
2013	13.611	18.147	4,512
2012	11.668	13.611	4,715
2011	11.866	11.668	4,593
2010	10.552	11.866	4,578

⁽¹⁾ The number of outstanding accumulation units shown may also include Annuity Units that correspond to Contracts in their Annuity Period.

BNY Mellon Investment Portfolios: BNY Mellon MidCap Stock Subaccount (Initial Share Class)

	Accumulation unit value at beginning of period	Accumulation unit value at end of period	Number of accumulation units outstanding at end of period (000's omitted) ⁽¹⁾
2019	28.582	33.876	755
2018	34.297	28.582	831
2017	30.141	34.297	923
2016	26.468	30.141	1,501
2015	27.467	26.468	1,837
2014	24.848	27.467	2,661
2013	18.664	24.848	2,912
2012	15.815	18.664	2,975
2011	15.973	15.815	3,228
2010	12.743	15.973	3,677

* Effective June 3, 2019 Dreyfus I.P. Mid Cap A has been replaced by BNY Mellon IP, MidCap Stock Portfolio—Initial Shares and Dreyfus I.P. Mid Cap SC has been replaced by BNY Mellon IP, MidCap Stock Portfolio—Service Shares.

BNY Mellon Sustainable U.S. Equity Portfolio, Inc., Subaccount (Initial Share Class)

	Accumulation unit value at beginning of period	Accumulation unit value at end of period	Number of accumulation units outstanding at end of period (000's omitted) ⁽¹⁾
2019	14.145	18.743	126
2018	15.005	14.145	113
2017	13.191	15.005	145
2016	12.119	13.191	210
2015	12.694	12.119	247
2014	11.346	12.694	418
2013	8.563	11.346	368
2012	7.755	8.563	359
2011	7.793	7.755	374
2010	6.883	7.793	420

* Effective June 3, 2019 Dreyfus Sustainable U.S. Equity Portfolio, Inc. has been replaced by BNY Mellon Sustainable U.S. Equity Portfolio, Inc.—Initial Shares and Dreyfus Sustainable U.S. Equity Portfolio S-S has been replaced by BNY Mellon Sustainable U.S. Equity Portfolio, Inc.—Service Shares.

⁽¹⁾ The number of outstanding accumulation units shown may also include Annuity Units that correspond to Contracts in their Annuity Period.

Deutsche Investments VIT Funds: DWS Equity 500 Index VIP Subaccount (Class A Shares)

	Accumulation unit value at beginning of period	Accumulation unit value at end of period	Number of accumulation units outstanding at end of period (000's omitted) ⁽¹⁾
2019	21.689	28.061	2,764
2018	23.067	21.689	2,885
2017	19.245	23.067	3,082
2016	17.484	19.245	4,894
2015	17.530	17.484	5,191
2014	15.677	17.530	7,044
2013	12.049	15.677	6,903
2012	10.561	12.049	6,698
2011	10.515	10.561	6,280
2010	9.296	10.515	7,267

Deutsche Variable Series I: DWS Bond VIP Subaccount (Class A Shares)

	Accumulation unit value at beginning of period	Accumulation unit value at end of period	Number of accumulation units outstanding at end of period (000's omitted) ⁽¹⁾
2019	11.488	12.533	1,098
2018	11.968	11.488	1,053
2017	11.466	11.968	1,105
2016	10.976	11.466	1,562
2015	11.162	10.976	1,766
2014	10.614	11.162	3,244
2013	11.099	10.614	3,376
2012	10.444	11.099	4,401
2011	10.020	10.444	1,419
2010	9.514	10.020	1,488

Deutsche Variable Series I: DWS Capital Growth VIP Subaccount (Class A Shares)

	Accumulation unit value at beginning of period	Accumulation unit value at end of period	Number of accumulation units outstanding at end of period (000's omitted) ⁽¹⁾
2019	24.496	33.129	3,326
2018	25.244	24.496	3,646
2017	20.266	25.244	3,923
2016	19.713	20.266	6,001
2015	18.403	19.713	8,004
2014	16.518	18.403	12,313
2013	12.440	16.518	13,571
2012	10.870	12.440	14,953
2011	11.538	10.870	17,107
2010	10.024	11.538	13,997

⁽¹⁾ The number of outstanding accumulation units shown may also include Annuity Units that correspond to Contracts in their Annuity Period.

Deutsche Variable Series I: DWS Core Equity VIP Subaccount (Class A Shares)

	Accumulation unit value at beginning of period	Accumulation unit value at end of period	Number of accumulation units outstanding at end of period (000's omitted) ⁽¹⁾
2019	19.691	25.304	1,759
2018	21.172	19.691	1,942
2017	17.739	21.172	2,079
2016	16.281	17.739	2,968
2015	15.686	16.281	3,726
2014	14.224	15.686	6,067
2013	10.503	14.224	6,754
2012	9.196	10.503	7,012
2011	9.338	9.196	2,425
2010	8.277	9.338	2,674

Deutsche Variable Series I: DWS CROCI® International VIP Subaccount (Class A Shares)

	Accumulation unit value at beginning of period	Accumulation unit value at end of period	Number of accumulation units outstanding at end of period (000's omitted) ⁽¹⁾
2019	9.453	11.353	1,082
2018	11.199	9.453	1,154
2017	9.310	11.199	1,269
2016	9.371	9.310	1,886
2015	10.054	9.371	2,415
2014	11.554	10.054	3,095
2013	9.744	11.554	3,087
2012	8.190	9.744	3,122
2011	9.967	8.190	3,464
2010	9.945	9.967	3,837

Deutsche Variable Series I: DWS Small Cap VIP Subaccount (Class A Shares)

	Accumulation unit value at beginning of period	Accumulation unit value at end of period	Number of accumulation units outstanding at end of period (000's omitted) ⁽¹⁾
2019	26.112	31.233	769
2018	33.311	26.112	839
2017	28.141	33.311	884
2016	28.094	28.141	1,304
2015	28.160	28.094	1,695
2014	29.784	28.160	2,506
2013	22.216	29.784	2,671
2012	19.527	22.216	2,747
2011	21.976	19.527	3,047
2010	17.596	21.976	3,382

⁽¹⁾ The number of outstanding accumulation units shown may also include Annuity Units that correspond to Contracts in their Annuity Period.

Deutsche Variable Series II: DWS Global Equity VIP Subaccount (Class A Shares)

	Accumulation unit value at beginning of period	Accumulation unit value at end of period	Number of accumulation units outstanding at end of period (000's omitted) ⁽¹⁾
2019	14.645	19.679	739
2018	16.709	14.645	830
2017	13.658	16.709	873
2016	13.052	13.658	1,291
2015	13.470	13.052	1,568
2014	13.505	13.470	2,509
2013	11.477	13.505	2,591
2012	9.919	11.477	2,669
2011	11.438	9.919	2,921
2010	10.455	11.438	3,077

Deutsche Variable Series II: DWS International Growth VIP Subaccount (Class A Shares)

	Accumulation unit value at beginning of period	Accumulation unit value at end of period	Number of accumulation units outstanding at end of period (000's omitted) ⁽¹⁾
2019	19.074	24.684	601
2018	23.217	19.074	643
2017	18.763	23.217	683
2016	18.344	18.763	950
2015	18.832	18.344	1,234
2014	19.074	18.832	1,803
2013	15.843	19.074	1,900
2012	13.547	15.843	2,062
2011	16.044	13.547	2,156
2010	14.314	16.044	2,422

Deutsche Variable Series II: DWS Global Income Builder VIP Subaccount (Class A Shares)

	Accumulation unit value at beginning of period	Accumulation unit value at end of period	Number of accumulation units outstanding at end of period (000's omitted) ⁽¹⁾
2019	16.449	19.493	634
2018	18.065	16.449	696
2017	15.718	18.065	754
2016	14.921	15.718	1,079
2015	15.351	14.921	1,537
2014	14.992	15.351	2,654
2013	13.035	14.992	2,865
2012	11.700	13.035	2,956
2011	12.035	11.700	3,259
2010	10.971	12.035	3,718

⁽¹⁾ The number of outstanding accumulation units shown may also include Annuity Units that correspond to Contracts in their Annuity Period.

Deutsche Variable Series II: DWS Government & Agency Securities VIP Subaccount (Class A Shares)

	Accumulation unit value at beginning of period	Accumulation unit value at end of period	Number of accumulation units outstanding at end of period (000's omitted) ⁽¹⁾
2019	17.201	18.054	512
2018	17.348	17.201	556
2017	17.301	17.348	621
2016	17.344	17.301	1,001
2015	17.591	17.344	1,378
2014	16.941	17.591	2,183
2013	17.717	16.941	2,360
2012	17.456	17.717	2,825
2011	16.470	17.456	3,704
2010	15.665	16.470	3,822

Deutsche Variable Series II: DWS Government Money Market VIP Subaccount) (Class A Shares)*

	Accumulation unit value at beginning of period	Accumulation unit value at end of period	Number of accumulation units outstanding at end of period (000's omitted) ⁽¹⁾
2019	10.915	10.955	1,093
2018	10.917	10.915	1,138
2017	11.019	10.917	1,284
2016	11.167	11.019	1,724
2015	11.323	11.167	2,862
2014	11.480	11.323	4,338
2013	11.640	11.480	5,284
2012	11.802	11.640	5,923
2011	11.966	11.802	6,370
2010	12.132	11.966	5,223

Deutsche Variable Series II: DWS High Income VIP Subaccount (Class A Shares)

	Accumulation unit value at beginning of period	Accumulation unit value at end of period	Number of accumulation units outstanding at end of period (000's omitted) ⁽¹⁾
2019	20.286	23.144	540
2018	21.102	20.286	567
2017	19.903	21.102	670
2016	17.881	19.903	977
2015	18.973	17.881	1,351
2014	18.959	18.973	2,269
2013	17.815	18.959	2,954
2012	15.721	17.815	3,460
2011	15.352	15.721	3,442
2010	13.655	15.352	4,259

⁽¹⁾ The number of outstanding accumulation units shown may also include Annuity Units that correspond to Contracts in their Annuity Period.

Deutsche Variable Series II: DWS CROCI U.S. VIP Subaccount (Class A Shares)

	Accumulation unit value at beginning of period	Accumulation unit value at end of period	Number of accumulation units outstanding at end of period (000's omitted) ⁽¹⁾
2019	19.575	25.666	3,171
2018	22.178	19.575	3,417
2017	18.300	22.178	3,704
2016	19.408	18.300	5,452
2015	21.132	19.408	7,221
2014	19.354	21.132	11,192
2013	14.993	19.354	12,181
2012	13.849	14.993	13,553
2011	14.052	13.849	15,408
2010	12.863	14.052	7,789

Deutsche Variable Series II: DWS Small Mid Cap Growth VIP Subaccount (Class A Shares)

	Accumulation unit value at beginning of period	Accumulation unit value at end of period	Number of accumulation units outstanding at end of period (000's omitted) ⁽¹⁾
2019	14.651	17.687	2,021
2018	17.194	14.651	2,162
2017	14.276	17.194	2,197
2016	13.272	14.276	3,848
2015	13.579	13.272	5,059
2014	13.027	13.579	7,181
2013	9.251	13.027	7,859
2012	8.204	9.251	8,456
2011	8.657	8.204	9,598
2010	6.782	8.657	4,235
2009	4.891	6.782	5,003

Deutsche Variable Series II: DWS Small Mid Cap Value VIP Subaccount (Class A Shares)

	Accumulation unit value at beginning of period	Accumulation unit value at end of period	Number of accumulation units outstanding at end of period (000's omitted) ⁽¹⁾
2019	31.242	37.439	814
2018	37.723	31.242	870
2017	34.608	37.723	953
2016	30.023	34.608	1,565
2015	31.036	30.023	2,005
2014	29.823	31.036	2,939
2013	22.360	29.823	3,322
2012	19.931	22.360	3,577
2011	21.518	19.931	3,939
2010	17.729	21.518	4,456

⁽¹⁾ The number of outstanding accumulation units shown may also include Annuity Units that correspond to Contracts in their Annuity Period.

Deutsche Variable Series II: DWS Multi Sector Income VIP Subaccount (Class A Shares)

	Accumulation unit value at beginning of period	Accumulation unit value at end of period	Number of accumulation units outstanding at end of period (000's omitted) ⁽¹⁾
2019	19.497	21.001	396
2018	20.104	19.497	396
2017	19.090	20.104	443
2016	19.261	19.090	705
2015	20.138	19.261	957
2014	19.976	20.138	1,746
2013	20.469	19.976	1,957
2012	18.357	20.469	2,264
2011	17.675	18.357	2,263
2010	16.286	17.675	2,507

Invesco Variable Insurance Funds: Invesco V.I. Managed Volatility Subaccount (Series I Shares)

	Accumulation unit value at beginning of period	Accumulation unit value at end of period	Number of accumulation units outstanding at end of period (000's omitted) ⁽¹⁾
2019	15.557	18.193	346
2018	17.726	15.557	381
2017	16.257	17.726	441
2016	14.903	16.257	732
2015	15.444	14.903	906
2014	12.989	15.444	1,481
2013	11.891	12.989	1,365
2012	11.639	11.891	1,504
2011	10.135	11.639	1,696
2010	9.667	10.135	1,662

Janus Aspen Series: Janus Henderson Forty Subaccount (Institutional Shares)*

	Accumulation unit value at beginning of period	Accumulation unit value at end of period	Number of accumulation units outstanding at end of period (000's omitted) ⁽¹⁾
2019	29.814	40.329	65
2018	29.646	29.814	14

Farmers Variable Annuity I

The following tables of condensed financial information show accumulation unit values for each Subaccount of Farmers Variable Annuity I for the period since the Subaccount started operation. An accumulation unit value is the unit we use to calculate the value of your interest in a Subaccount. The accumulation unit values shown in the tables reflect the Separate Account Annual Expenses of 1.40% listed in the “Fee Table” in this Prospectus. The accumulation unit value does not reflect the deduction of charges such as the Records Maintenance Charge that we subtract from your Contract Value by redeeming units. The data used in the tables below is obtained from the audited financial statement of the Separate Account that can be found in the SAI. **Please review the condensed financial information in conjunction with the financial statements, related notes, and other financial information included in the SAI.** We have not provided this information for Subaccounts that were not available under your contract as of Dec. 31, 2019.

⁽¹⁾ The number of outstanding accumulation units shown may also include Annuity Units that correspond to Contracts in their Annuity Period.

Selected data for accumulation units outstanding as of the year ended December 31st for each period (reflects Separate Account Annual Expenses of 1.40%):

The Alger Portfolios: Alger Balanced Subaccount (Class I-2 Shares)*

	Accumulation unit value at beginning of period	Accumulation unit value at end of period	Number of accumulation units outstanding at end of period (000's omitted) ⁽¹⁾
2019	18.048	21.270	962
2018	18.931	18.048	897

The Alger Portfolios: Alger Capital Appreciation Subaccount (Class I-2 Shares)*

	Accumulation unit value at beginning of period	Accumulation unit value at end of period	Number of accumulation units outstanding at end of period (000's omitted) ⁽¹⁾
2019	26.912	35.453	1,317
2018	27.318	26.912	1,435

BNY Mellon Investment Portfolios: BNY Mellon MidCap Stock Subaccount (Initial Share Class)*

	Accumulation unit value at beginning of period	Accumulation unit value at end of period	Number of accumulation units outstanding at end of period (000's omitted) ⁽¹⁾
2019	28.582	33.876	755
2018	34.297	28.582	831

* Effective June 3, 2019 Dreyfus I.P. Mid Cap A has been replaced by BNY Mellon IP, MidCap Stock Portfolio—Initial Shares and Dreyfus I.P. Mid Cap SC has been replaced by BNY Mellon IP, MidCap Stock Portfolio—Service Shares.

BNY Mellon Sustainable U.S. Equity Portfolio, Inc. Subaccount (Initial Share Class)*

	Accumulation unit value at beginning of period	Accumulation unit value at end of period	Number of accumulation units outstanding at end of period (000's omitted) ⁽¹⁾
2019	14.145	18.743	126
2018	15.005	14.145	113

* Effective June 3, 2019 Dreyfus Sustainable U.S. Equity Portfolio, Inc. has been replaced by BNY Mellon Sustainable U.S. Equity Portfolio, Inc.—Initial Shares and Dreyfus Sustainable U.S. Equity Portfolio S-S has been replaced by BNY Mellon Sustainable U.S. Equity Portfolio, Inc.—Service Shares.

⁽¹⁾ The number of outstanding accumulation units shown may also include Annuity Units that correspond to Contracts in their Annuity Period.

Deutsche DWS Investments VIT Funds: DWS Equity 500 Index VIP Subaccount (Class A Shares)*

	Accumulation unit value at beginning of period	Accumulation unit value at end of period	Number of accumulation units outstanding at end of period (000's omitted) ⁽¹⁾
2019	21.689	28.061	2,764
2018	23.067	21.689	2,885
2017	19.245	23.067	3,082
2016	17.484	19.245	4,894
2015	17.530	17.484	5,191
2014	15.677	17.530	7,044
2013	12.049	15.677	6,903
2012	10.561	12.049	6,698
2011	10.515	10.561	6,280
2010	9.296	10.515	7,267

Deutsche Variable Series I: DWS Bond VIP Subaccount (Class A Shares)

	Accumulation unit value at beginning of period	Accumulation unit value at end of period	Number of accumulation units outstanding at end of period (000's omitted) ⁽¹⁾
2019	11.488	12.533	1,098
2018	11.968	11.488	1,053
2017	11.466	11.968	1,105
2016	10.976	11.466	1,562
2015	11.162	10.976	1,766
2014	10.614	11.162	3,244
2013	11.099	10.614	3,376
2012	10.444	11.099	4,401
2011	10.020	10.444	1,419
2010	9.514	10.020	1,488

Deutsche DWS Variable Series I: DWS Capital Growth VIP Subaccount (Class A Shares)*

	Accumulation unit value at beginning of period	Accumulation unit value at end of period	Number of accumulation units outstanding at end of period (000's omitted) ⁽¹⁾
2019	24.496	33.129	3,326
2018	25.244	24.496	3,646

⁽¹⁾ The number of outstanding accumulation units shown may also include Annuity Units that correspond to Contracts in their Annuity Period.

Deutsche DWS Variable Series I : DWS Core Equity VIP Subaccount (Class A Shares)*

	Accumulation unit value at beginning of period	Accumulation unit value at end of period	Number of accumulation units outstanding at end of period (000's omitted) ⁽¹⁾
2019	19.691	25.304	1,759
2018	21.172	19.691	1,942
2017	17.739	21.172	2,079
2016	16.281	17.739	2,968
2015	15.686	16.281	3,726
2014	14.224	15.686	6,067
2013	10.503	14.224	6,754
2012	9.196	10.503	7,012
2011	9.338	9.196	2,425
2010	8.277	9.338	2,674

Deutsche DWS Variable Series I: DWS CROCI® International VIP Subaccount (Class A Shares)*

	Accumulation unit value at beginning of period	Accumulation unit value at end of period	Number of accumulation units outstanding at end of period (000's omitted) ⁽¹⁾
2019	9.453	11.353	1,082
2018	11.199	9.453	1,154
2017	9.310	11.199	1,269
2016	9.371	9.310	1,886
2015	10.054	9.371	2,415
2014	11.554	10.054	3,095
2013	9.744	11.554	3,087
2012	8.190	9.744	3,122
2011	9.967	8.190	3,464
2010	9.945	9.967	3,837

Deutsche DWS Variable Series I: DWS Global Small Cap VIP Subaccount (Class A Shares)*

	Accumulation unit value at beginning of period	Accumulation unit value at end of period	Number of accumulation units outstanding at end of period (000's omitted) ⁽¹⁾
2019	26.112	31.233	769
2018	33.311	26.112	839

Deutsche DWS Variable Series II: DWS Global Equity VIP Subaccount (Class A Shares)*

	Accumulation unit value at beginning of period	Accumulation unit value at end of period	Number of accumulation units outstanding at end of period (000's omitted) ⁽¹⁾
2019	14.645	19.679	739
2018	16.709	14.645	830

Deutsche DWS Variable Series II: DWS International Growth VIP Subaccount (Class A Shares)*

	Accumulation unit value at beginning of period	Accumulation unit value at end of period	Number of accumulation units outstanding at end of period (000's omitted) ⁽¹⁾
2019	19.074	24.684	601
2018	23.217	19.074	643

⁽¹⁾ The number of outstanding accumulation units shown may also include Annuity Units that correspond to Contracts in their Annuity Period.

Deutsche DWS Variable Series II: DWS Global Income Builder VIP Subaccount (Class A Shares)*

	Accumulation unit value at beginning of period	Accumulation unit value at end of period	Number of accumulation units outstanding at end of period (000's omitted) ⁽¹⁾
2019	16.449	19.493	634
2018	18.065	16.449	696

Deutsche DWS Variable Series II: DWS Government & Agency Securities VIP Subaccount (Class A Shares)*

	Accumulation unit value at beginning of period	Accumulation unit value at end of period	Number of accumulation units outstanding at end of period (000's omitted) ⁽¹⁾
2019	17.201	18.054	512
2018	17.348	17.201	556
2017	17.301	17.348	621
2016	17.344	17.301	1,001
2015	17.591	17.344	1,378
2014	16.941	17.591	2,183
2013	17.717	16.941	2,360
2012	17.456	17.717	2,825
2011	16.470	17.456	3,704
2010	15.665	16.470	3,822

Deutsche DWS Variable Series II: DWS Government Money Market VIP Subaccount (Class A Shares)*

	Accumulation unit value at beginning of period	Accumulation unit value at end of period	Number of accumulation units outstanding at end of period (000's omitted) ⁽¹⁾
2019	10.915	10.955	1,093
2018	10.917	10.915	1,138
2017	11.019	10.917	1,284
2016	11.167	11.019	1,724
2015	11.323	11.167	2,862
2014	11.480	11.323	4,338
2013	11.640	11.480	5,284
2012	11.802	11.640	5,923
2011	11.966	11.802	6,370
2010	12.132	11.966	5,223

⁽¹⁾ The number of outstanding accumulation units shown may also include Annuity Units that correspond to Contracts in their Annuity Period.

Deutsche DWS Variable Series II: DWS High Income VIP Subaccount (Class A Shares)*

	Accumulation unit value at beginning of period	Accumulation unit value at end of period	Number of accumulation units outstanding at end of period (000's omitted) ⁽¹⁾
2019	20.286	23.144	540
2018	21.102	20.286	567
2017	19.903	21.102	670
2016	17.881	19.903	977
2015	18.973	17.881	1,351
2014	18.959	18.973	2,269
2013	17.815	18.959	2,954
2012	15.721	17.815	3,460
2011	15.352	15.721	3,442
2010	13.655	15.352	4,259

Deutsche DWS Variable Series II: DWS CROCI® U.S. VIP Subaccount (Class A Shares)*

	Accumulation unit value at beginning of period	Accumulation unit value at end of period	Number of accumulation units outstanding at end of period (000's omitted) ⁽¹⁾
2019	19.575	25.666	3,171
2018	22.178	19.575	3,417
2017	18.300	22.178	3,704
2016	19.408	18.300	5,452
2015	21.132	19.408	7,221
2014	19.354	21.132	11,192
2013	14.993	19.354	12,181
2012	13.849	14.993	13,553
2011	14.052	13.849	15,408
2010	12.863	14.052	7,789

Deutsche DWS Variable Series II: DWS Small Mid Cap Growth VIP Subaccount (Class A Shares)*

	Accumulation unit value at beginning of period	Accumulation unit value at end of period	Number of accumulation units outstanding at end of period (000's omitted) ⁽¹⁾
2019	14.651	17.687	2,021
2018	17.194	14.651	2,162
2017	14.276	17.194	2,197
2016	13.272	14.276	3,848
2015	13.579	13.272	5,059
2014	13.027	13.579	7,181
2013	9.251	13.027	7,859
2012	8.204	9.251	8,456
2011	8.657	8.204	9,598
2010	6.782	8.657	4,235

⁽¹⁾ The number of outstanding accumulation units shown may also include Annuity Units that correspond to Contracts in their Annuity Period.

Deutsche DWS Variable Series II: DWS Small Mid Cap Value VIP Subaccount (Class A Shares)*

	Accumulation unit value at beginning of period	Accumulation unit value at end of period	Number of accumulation units outstanding at end of period (000's omitted) ⁽¹⁾
2019	31.242	37.439	814
2018	37.723	31.242	870

Deutsche DWS Variable Series II: DWS Multisector Income VIP Subaccount (Class A Shares)*

	Accumulation unit value at beginning of period	Accumulation unit value at end of period	Number of accumulation units outstanding at end of period (000's omitted) ⁽¹⁾
2019	19.497	21.001	396
2018	20.104	19.497	396

Invesco Variable Insurance Funds: Invesco V.I. Managed Volatility Subaccount (Series I Shares)*

	Accumulation unit value at beginning of period	Accumulation unit value at end of period	Number of accumulation units outstanding at end of period (000's omitted) ⁽¹⁾
2019	15.557	18.193	346
2018	17.726	15.557	381

Janus Aspen Series: Janus Henderson Forty Subaccount (Institutional Shares)

	Accumulation unit value at beginning of period	Accumulation unit value at end of period	Number of accumulation units outstanding at end of period (000's omitted) ⁽¹⁾
2019	29.814	40.329	65
2018	29.646	29.814	14
2017	23.067	29.646	12
2016	22.888	23.067	12
2015	20.681	22.888	37
2014	19.286	20.681	44
2013	14.902	19.286	58
2012	12.172	14.902	63
2011	13.227	12.172	76
2010	12.564	13.227	91

PIMCO Variable Insurance Trust: PIMCO PVIT International Bond

	Accumulation unit value at beginning of period	Accumulation unit value at end of period	Number of accumulation units outstanding at end of period (000's omitted) ⁽¹⁾
2019	20.661	21.803	0
2018	20.517	20.661	1
2017	20.244	20.517	1
2016	19.279	20.244	1
2015	19.492	19.279	1
2014	17.781	19.492	3
2013	17.940	17.781	4
2012	16.412	17.940	4
2011	15.587	16.412	6
2010	14.569	15.587	8

⁽¹⁾ The number of outstanding accumulation units shown may also include Annuity Units that correspond to Contracts in their Annuity Period.

PIMCO Variable Insurance Trust: PIMCO Low Duration ADM

	Accumulation unit value at beginning of period	Accumulation unit value at end of period	Number of accumulation units outstanding at end of period (000's omitted) ⁽¹⁾
2019	14.953	15.341	0
2018	15.113	14.953	2
2017	15.121	15.113	2
2016	15.120	15.121	2
2015	15.284	15.120	3
2014	15.367	15.284	5
2013	15.603	15.367	6
2012	14.948	15.603	7
2011	14.990	14.948	8
2010	14.437	14.990	9

⁽¹⁾ The number of outstanding accumulation units shown may also include Annuity Units that correspond to Contracts in their Annuity Period.



Invesco V.I. Managed Volatility Fund

Series I shares and Series II shares

Before you invest, you may want to review the Fund's prospectus, which contains more information about the Fund and its risks. You can find the Fund's prospectus, reports to shareholders, and other information about the Fund online at www.invesco.com/prospectus. You can also get this information at no cost by calling (800) 959-4246 or by sending an e-mail request to ProspectusRequest@invesco.com. The Fund's prospectus and statement of additional information, both dated April 30, 2020 (as each may be amended or supplemented), are incorporated by reference into this Summary Prospectus and may be obtained, free of charge, at the website, phone number or e-mail address noted above.

Beginning on January 1, 2021, as permitted by regulations adopted by the Securities and Exchange Commission, the insurance company that offers your variable annuity or variable life insurance contract may no longer send you paper copies of the Fund's shareholder reports by mail, unless you specifically request paper copies of the reports from the insurance company or your financial intermediary. Instead of delivering paper copies of the report, the insurance company may choose to make the reports available on a website, and will notify you by mail each time a report is posted and provide you with a website link to access the report. Instructions for requesting paper copies will be provided by your insurance company.

If the insurance company offers electronic delivery, you may elect to receive shareholder reports and other communications about the Fund electronically by following the instructions provided by the insurance company or by contacting your financial intermediary. If you already elected to receive shareholder reports electronically, you will not be affected by this change and you need not take any action.

You may elect to receive all future reports in paper free of charge from the insurance company. You can inform the insurance company or your financial intermediary that you wish to continue receiving paper copies of your shareholder reports by following the instructions provided by the insurance company or by contacting your financial intermediary. Your election to receive reports in paper will apply to all portfolio companies available under your contract with the insurance company.

Investment Objective(s)

The Fund's investment objective is both capital appreciation and current income while managing portfolio volatility.

Fees and Expenses of the Fund

This table describes the fees and expenses that are incurred, directly or indirectly, when a variable product owner buys, holds, or redeems interest in an insurance company separate account that invests in the Series I shares or Series II shares of the Fund but does not represent the effect of any fees or other expenses assessed in connection with your variable product, and if it did, expenses would be higher.

Shareholder Fees (fees paid directly from your investment)

	Series I shares	Series II shares
Maximum Sales Charge (Load) Imposed on Purchases (as a percentage of offering price)	None	None
Maximum Deferred Sales Charge (Load) (as a percentage of original purchase price or redemption proceeds, whichever is less)	None	None

Annual Fund Operating Expenses (expenses that you pay each year as a percentage of the value of your investment)

	Series I shares	Series II shares
Management Fees	0.60%	0.60%
Distribution and/or Service (12b-1) Fees	None	0.25
Other Expenses	0.48	0.48
Acquired Fund Fees and Expenses	0.01	0.01
Total Annual Fund Operating Expenses	1.09	1.34
Fee Waiver and/or Expense Reimbursement ¹	0.01	0.01
Total Annual Fund Operating Expenses After Fee Waiver and/or Expense Reimbursement	1.08	1.33

1 Invesco Advisers, Inc. ("Invesco" or the "Adviser") has contractually agreed to waive a portion of the Fund's management fee in an amount equal to the net management fee that Invesco earns on the Fund's investments in certain affiliated funds, which will have the effect of reducing Acquired Fund Fees and Expenses. Unless Invesco continues the fee waiver agreement, it will terminate on June 30, 2021. During its term, the fee waiver agreement cannot be terminated or amended to reduce the advisory fee waiver without approval of the Board of Trustees.

Example. This Example is intended to help you compare the cost of investing in the Fund with the cost of investing in other mutual funds.

This Example does not represent the effect of any fees or expenses assessed in connection with your variable product, and if it did, expenses would be higher.

The Example assumes that you invest \$10,000 in the Fund for the time periods indicated and then redeem all of your shares at the end of those periods. The Example also assumes that your investment has a 5% return

each year and that the Fund's operating expenses remain equal to the Total Annual Fund Operating Expenses After Fee Waiver and/or Expense Reimbursement in the first year and the Total Annual Fund Operating Expenses thereafter.

Although your actual costs may be higher or lower, based on these assumptions, your costs would be:

	1 Year	3 Years	5 Years	10 Years
Series I shares	\$110	\$346	\$600	\$1,328
Series II shares	\$135	\$424	\$733	\$1,612

Portfolio Turnover. The Fund pays transaction costs, such as commissions, when it buys and sells securities (or "turns over" its portfolio). A higher portfolio turnover rate may indicate higher transaction costs. These costs, which are not reflected in annual fund operating expenses or in the Example, affect the Fund's performance. During the most recent fiscal year, the Fund's portfolio turnover rate was 109% of the average value of its portfolio.

Principal Investment Strategies of the Fund

The Fund invests primarily in equity and fixed income securities, and derivatives and other instruments that have economic characteristics similar to such securities. The Fund will also invest in derivatives that Invesco Advisers, Inc. (Invesco or the Adviser) believes will decrease the volatility level of the Fund's annual returns.

The Fund may invest in securities of issuers of all capitalization sizes, and a substantial number of the issuers in which the Fund invests are large-capitalization issuers.

The Fund invests, under normal circumstances, at least 65% of its net assets in income-producing equity investments, including, dividend paying common or preferred stocks, interest paying convertible debentures or bonds, or zero coupon convertible securities (on which the Fund accrues income for tax and accounting purposes, but receives no cash). The Fund may invest in income-producing equity instruments (subject to the 65% policy above), debt securities and warrants or rights to acquire such securities, in such proportions as economic conditions indicate would best accomplish the Fund's objectives. It is the current operating policy of the Fund to invest in debt securities rated investment grade. This operating policy does not apply to convertible securities, which are selected primarily on the basis of their equity characteristics.

The Fund may invest up to 15% of its net assets in real estate investment trusts (REITs).

The Fund may invest up to 25% of its net assets in securities of foreign issuers or depository receipts.

The Fund can invest in derivative instruments including forward foreign currency contracts, futures contracts and options.

The Fund can use forward foreign currency contracts to hedge against adverse movements in the foreign currencies in which portfolio securities are denominated.

The Fund can use futures contracts to seek exposure to certain asset classes and to hedge against adverse movements in the foreign currencies in which portfolio securities are denominated.

The Fund can use options to seek alpha (return on investments in excess of the Russell 1000® Value Index) or to mitigate risk and to hedge against adverse movements in the foreign currencies in which portfolio securities are denominated.

The Adviser also employs a risk management process intended to manage the volatility level of the Fund's annual returns. The Adviser may sell exchange-traded futures contracts to target a maximum annual volatility level for the Fund's returns of approximately 10%. The Adviser may sell futures contracts as often as daily to lower the Fund's expected volatility level but does not expect to sell futures contracts when the Fund's volatility level is within the target range. Due to market conditions or other factors, the actual or realized volatility of the Fund for any particular period of time may be materially higher or lower than the target maximum annual level.

The Fund's target maximum annual volatility level of 10% is not a total return performance target. It is possible for the Fund to maintain its volatility at or under its target maximum annual volatility level while having negative performance returns. Efforts to manage the Fund's volatility could limit the Fund's gains in rising markets, may expose the Fund to costs to which it would otherwise not have been exposed, and if unsuccessful may result in substantial losses.

In selecting securities, the Adviser focuses on a security's potential for income with safety of principal and long-term growth of capital. The Adviser emphasizes a value style of investing, which focuses on undervalued companies with characteristics for improved valuations. This catalyst could come from within the company in the form of new management, operational enhancements, restructuring or reorganization. It could also be an external factor, such as an improvement in industry conditions or a regulatory change.

The Fund may dispose of a security when it has reached the Adviser's estimate of fair value or when the Adviser identifies a more attractive investment opportunity.

In attempting to meet its investment objective or to manage subscription and redemption requests, the Fund engages in active and frequent trading of portfolio securities.

Principal Risks of Investing in the Fund

As with any mutual fund investment, loss of money is a risk of investing. An investment in the Fund is not a deposit in a bank and is not insured or guaranteed by the Federal Deposit Insurance Corporation or any other governmental agency. The risks associated with an investment in the Fund can increase during times of significant market volatility. The principal risks of investing in the Fund are:

Active Trading Risk. Active trading of portfolio securities may result in added expenses and a lower return.

Changing Fixed Income Market Conditions Risk. The current low interest rate environment was created in part by the Federal Reserve Board (FRB) and certain foreign central banks keeping the federal funds and equivalent foreign rates near historical lows. Increases in the federal funds and equivalent foreign rates may expose fixed income markets to heightened volatility and reduced liquidity for certain fixed income investments, particularly those with longer maturities. In addition, decreases in fixed income dealer market-making capacity may also potentially lead to heightened volatility and reduced liquidity in the fixed income markets. As a result, the value of the Fund's investments and share price may decline. Changes in central bank policies could also result in higher than normal shareholder redemptions, which could potentially increase portfolio turnover and the Fund's transaction costs.

Convertible Securities Risk. The market values of convertible securities are affected by market interest rates, the risk of actual issuer default on interest or principal payments and the value of the underlying common stock into which the convertible security may be converted. Additionally, a convertible security is subject to the same types of market and issuer risks as apply to the underlying common stock. In addition, certain convertible securities are subject to involuntary conversions and may undergo principal write-downs upon the occurrence of certain triggering events, and, as a result, are subject to an increased risk of loss. Convertible securities may be rated below investment grade.

Debt Securities Risk. The prices of debt securities held by the Fund will be affected by changes in interest rates, the creditworthiness of the issuer and other factors. An increase in prevailing interest rates typically causes the value of existing debt securities to fall and often has a greater impact on longer-duration debt securities and higher quality debt securities. Falling interest rates will cause the Fund to reinvest the proceeds of debt securities that have been repaid by the issuer at lower interest rates. Falling interest rates may also reduce the Fund's distributable income because interest payments on floating rate debt instruments held by the Fund will decline. The Fund could lose money on investments in debt securities if the issuer or

borrower fails to meet its obligations to make interest payments and/or to repay principal in a timely manner. Changes in an issuer's financial strength, the market's perception of such strength or in the credit rating of the issuer or the security may affect the value of debt securities. The Adviser's credit analysis may fail to anticipate such changes, which could result in buying a debt security at an inopportune time or failing to sell a debt security in advance of a price decline or other credit event.

Depository Receipts Risk. Investing in depository receipts involves the same risks as direct investments in foreign securities. In addition, the underlying issuers of certain depository receipts are under no obligation to distribute shareholder communications or pass through any voting rights with respect to the deposited securities to the holders of such receipts. The Fund may therefore receive less timely information or have less control than if it invested directly in the foreign issuer.

Derivatives Risk. The value of a derivative instrument depends largely on (and is derived from) the value of an underlying security, currency, commodity, interest rate, index or other asset (each referred to as an underlying asset). In addition to risks relating to the underlying assets, the use of derivatives may include other, possibly greater, risks, including counterparty, leverage and liquidity risks. Counterparty risk is the risk that the counterparty to the derivative contract will default on its obligation to pay the Fund the amount owed or otherwise perform under the derivative contract. Derivatives create leverage risk because they do not require payment up front equal to the economic exposure created by holding a position in the derivative. As a result, an adverse change in the value of the underlying asset could result in the Fund sustaining a loss that is substantially greater than the amount invested in the derivative or the anticipated value of the underlying asset, which may make the Fund's returns more volatile and increase the risk of loss. Derivative instruments may also be less liquid than more traditional investments and the Fund may be unable to sell or close out its derivative positions at a desirable time or price. This risk may be more acute under adverse market conditions, during which the Fund may be most in need of liquidating its derivative positions. Derivatives may also be harder to value, less tax efficient and subject to changing government regulation that could impact the Fund's ability to use certain derivatives or their cost. Derivatives strategies may not always be successful. For example, derivatives used for hedging or to gain or limit exposure to a particular market segment may not provide the expected benefits, particularly during adverse market conditions.

Foreign Securities Risk. The Fund's foreign investments may be adversely affected by political and social instability, changes in economic or taxation policies, difficulty in enforcing obligations, decreased liquidity or increased volatility. Foreign investments also involve the risk of the possible seizure, nationalization or expropriation of the issuer or foreign deposits (in which the Fund could lose its entire investments in a certain market) and the possible adoption of foreign governmental restrictions such as exchange controls. Unless the Fund has hedged its foreign securities risk, foreign securities risk also involves the risk of negative foreign currency rate fluctuations, which may cause the value of securities denominated in such foreign currency (or other instruments through which the Fund has exposure to foreign currencies) to decline in value. Currency exchange rates may fluctuate significantly over short periods of time. Currency hedging strategies, if used, are not always successful.

Management Risk. The Fund is actively managed and depends heavily on the Adviser's judgment about markets, interest rates or the attractiveness, relative values, liquidity, or potential appreciation of particular investments made for the Fund's portfolio. The Fund could experience losses if these judgments prove to be incorrect. There is no guarantee that the portfolio manager's stock selection process will produce lower volatility than the broader markets in which the Fund invests. In addition, the Fund's investment strategy to seek lower volatility over a full market cycle may cause the Fund to underperform the broader markets in which the Fund invests during market rallies. Such underperformance could be significant during sudden or significant market rallies. Additionally, legislative,

regulatory, or tax developments may adversely affect management of the Fund and, therefore, the ability of the Fund to achieve its investment objective.

Market Risk. The market values of the Fund's investments, and therefore the value of the Fund's shares, will go up and down, sometimes rapidly or unpredictably. Market risk may affect a single issuer, industry or section of the economy, or it may affect the market as a whole. The value of the Fund's investments may go up or down due to general market conditions which are not specifically related to the particular issuer, such as real or perceived adverse economic conditions, changes in the general outlook for revenues or corporate earnings, changes in interest or currency rates, regional or global instability, natural or environmental disasters, widespread disease or other public health issues, war, acts of terrorism or adverse investor sentiment generally. Individual stock prices tend to go up and down more dramatically than those of certain other types of investments, such as bonds. During a general downturn in the financial markets, multiple asset classes may decline in value. When markets perform well, there can be no assurance that specific investments held by the Fund will rise in value.

Preferred Securities Risk. Preferred securities are subject to issuer-specific and market risks applicable generally to equity securities. Preferred securities also may be subordinated to bonds or other debt instruments, subjecting them to a greater risk of non-payment, may be less liquid than many other securities, such as common stocks, and generally offer no voting rights with respect to the issuer.

REIT Risk/Real Estate Risk. Investments in real estate related instruments may be affected by economic, legal, cultural, environmental or technological factors that affect property values, rents or occupancies of real estate related to the Fund's holdings. Shares of real estate related companies, which tend to be small- and mid-cap companies, may be more volatile and less liquid.

Sector Focus Risk. The Fund may from time to time invest a significant amount of its assets (i.e. over 25%) in one market sector or group of related industries. In this event, the Fund's performance will depend to a greater extent on the overall condition of the sector or group of industries and there is increased risk that the Fund will lose significant value if conditions adversely affect that sector or group of industries.

Short Position Risk. Because the Fund's potential loss on a short position arises from increases in the value of the asset sold short, the Fund will incur a loss on a short position, which is theoretically unlimited, if the price of the asset sold short increases from the short sale price. The counterparty to a short position or other market factors may prevent the Fund from closing out a short position at a desirable time or price and may reduce or eliminate any gain or result in a loss. In a rising market, the Fund's short positions will cause the Fund to underperform the overall market and its peers that do not engage in shorting. If the Fund holds both long and short positions, and both positions decline simultaneously, the short positions will not provide any buffer (hedge) from declines in value of the Fund's long positions. Certain types of short positions involve leverage, which may exaggerate any losses, potentially more than the actual cost of the investment, and will increase the volatility of the Fund's returns.

Small- and Mid-Capitalization Companies Risks. Small- and mid-capitalization companies tend to be more vulnerable to changing market conditions, may have little or no operating history or track record of success, and may have more limited product lines and markets, less experienced management and fewer financial resources than larger companies. These companies' securities may be more volatile and less liquid than those of more established companies, and their returns may vary, sometimes significantly, from the overall securities market.

U.S. Government Obligations Risk. Obligations of U.S. Government agencies and authorities receive varying levels of support and may not be backed by the full faith and credit of the U.S. Government, which could affect the Fund's ability to recover should they default. No assurance can be

given that the U.S. Government will provide financial support to its agencies and authorities if it is not obligated by law to do so.

Value Investing Style Risk. A value investing style subjects the Fund to the risk that the valuations never improve or that the returns on value equity securities are less than returns on other styles of investing or the overall stock market.

Volatility Management Risk. The Adviser's strategy for managing portfolio volatility may not produce the desired result and there can be no guarantee that the Fund will stay below a target volatility level (the threshold volatility level). Additionally, maintenance of the threshold volatility level will not ensure that the Fund will deliver competitive returns. The use of derivatives in connection with the Fund's managed volatility strategy may expose the Fund to losses (some of which may be sudden) that it would not have otherwise been exposed to if it had only invested directly in equity and/or fixed income securities. Efforts to manage the Fund's volatility could limit the Fund's gains in rising markets and may expose the Fund to costs to which it would otherwise not have been exposed. The Adviser uses a combination of proprietary and third-party systems and risk models to help it estimate the Fund's expected volatility, which may perform differently than expected and may negatively affect performance and the ability of the Fund to maintain its volatility at or below its threshold volatility level.

Warrants Risk. Warrants may be significantly less valuable or worthless on their expiration date and may also be postponed or terminated early, resulting in a partial or total loss. Warrants may also be illiquid.

Zero Coupon or Pay-In-Kind Securities Risk. The value, interest rates, and liquidity of non-cash paying instruments, such as zero coupon and pay-in-kind securities, are subject to greater fluctuation than other types of securities. The higher yields and interest rates on pay-in-kind securities reflect the payment deferral and increased credit risk associated with such instruments and that such investments may represent a higher credit risk than loans that periodically pay interest.

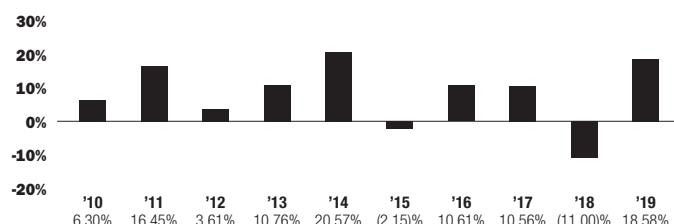
Performance Information

The bar chart and performance table provide an indication of the risks of investing in the Fund. The bar chart shows changes in the performance of the Series I shares of the Fund from year to year as of December 31. For periods prior to April 30, 2014, performance shown is that of the Fund using its previous utilities-related strategy. The performance table compares the Fund's performance to that of a broad-based securities market benchmark, a style-specific benchmark and a peer group benchmark comprised of funds with investment objectives and strategies similar to those of the Fund (in that order). For more information on the benchmarks used see the "Benchmark Descriptions" section in the prospectus. The bar chart and performance table below do not reflect charges assessed in connection with your variable product; if they did, the performance shown would be lower. The Fund's past performance is not necessarily an indication of its future performance.

All performance shown assumes the reinvestment of dividends and capital gains and the effect of the Fund's expenses.

The Series I shares and Series II shares invest in the same portfolio of securities and will have substantially similar performance, except to the extent that the expenses borne by each share class differ. Series II shares have higher expenses (and therefore lower performance) resulting from its Rule 12b-1 plan, which provides for a maximum fee equal to an annual rate of 0.25% (expressed as a percentage of average daily net assets of the Fund).

Annual Total Returns



Best Quarter (ended September 30, 2010): 11.73%

Worst Quarter (ended December 31, 2018): -11.75%

Average Annual Total Returns (for the periods ended December 31, 2019)

	1 Year	5 Years	10 Years
Series I shares: Inception (12/30/1994)	18.58%	4.78%	8.02%
Series II shares: Inception (4/30/2004)	18.30	4.51	7.74
Russell 1000® Value Index (reflects no deductions for fees, expenses or taxes)	26.54	8.29	11.80
Bloomberg Barclays U.S. Government/Credit Index (reflects no deductions for fees, expenses or taxes)	9.71	3.23	3.96
Lipper VUF Mixed-Asset Target Allocation Growth Funds Index	20.66	6.87	8.22

Management of the Fund

Investment Adviser: Invesco Advisers, Inc.

Portfolio Managers	Title	Length of Service on the Fund
Brian Jurkash	Portfolio Manager (co-lead)	2015
Matthew Titus	Portfolio Manager (co-lead)	2016
Jacob Borbidge	Portfolio Manager	2018
Chuck Burge	Portfolio Manager	2014
Sergio Marchelli	Portfolio Manager	2014

Purchase and Sale of Fund Shares

You cannot purchase or sell (redeem) shares of the Fund directly. Please contact the insurance company that issued your variable product for more information on the purchase and sale of Fund shares. For more information, see "Other Information—Purchase and Redemption of Shares" in the prospectus.

Tax Information

The Fund expects, based on its investment objective and strategies, that its distributions, if any, will consist of ordinary income, capital gains, or some combination of both. Because shares of the Fund must be purchased through variable products, such distributions will be exempt from current taxation if left to accumulate within the variable product. Consult your variable insurance contract prospectus for additional tax information.

Payments to Insurance Companies

If you purchase the Fund through an insurance company or other financial intermediary, the Fund, the Fund's distributor or its related companies may pay the intermediary for the sale of Fund shares and related services. These payments may create a conflict of interest by influencing the insurance company or other intermediary and your salesperson or financial adviser to recommend the Fund over another investment. Ask your salesperson or financial adviser or visit your financial intermediary's website for more information.

Alger Balanced Portfolio

Summary Prospectus

May 1, 2020

Class
I-2Ticker Symbol
ABLOX

Optional Internet Availability of Alger Shareholder Reports

Beginning on January 1, 2021, as permitted by regulations adopted by the Securities and Exchange Commission, paper copies of the Portfolio's shareholder reports will no longer be sent by mail, unless you specifically request paper copies of the reports from the Portfolio, the insurance company that offers your variable annuity or variable life insurance contract or from your financial intermediary. Instead, the reports will be made available on a website, and you will be notified by mail each time a report is posted and provided with a website link to access the report.

If you already elected to receive shareholder reports electronically, you will not be affected by this change and you need not take any action. You may elect to receive shareholder reports and other communications from the Portfolio electronically by signing up for paperless delivery at www.icsdelivery.com/alger. If you own these shares through a financial intermediary or insurance company, contact your financial intermediary or insurance company.

You may elect to receive all future reports in paper free of charge. You can inform the Portfolio or the insurance company that you wish to continue receiving paper copies of your shareholder reports by contacting us at 1-866-345-5954 or fundreports.com. If you own these shares through a financial intermediary or insurance company contact your financial intermediary or insurance company to elect to continue to receive paper copies of your shareholder reports. Your election to receive reports in paper will apply to all funds held with the Alger Fund Complex, your insurance company, or financial intermediary.

Before you invest, you may want to review the Fund's Prospectus, which contains more information about the Fund and its risks. You can find the Fund's Prospectus, reports to shareholders, and other information about the Fund online at www.alger.com. You can also get this information at no cost by calling (800) 992-3863 or by sending an e-mail request to summaryprospectus@alger.com. The Fund's Prospectus and Statement of Additional Information, both dated May 1, 2020, are incorporated by reference to this Summary Prospectus, and may be obtained at no cost in the same manner as described above.

Investment Objective

Alger Balanced Portfolio seeks current income and long-term capital appreciation.

Fees and Expenses

This table describes the fees and expenses that you may pay if you buy and hold shares of the Portfolio. The table does not reflect fees, expenses, or charges that may be imposed by qualified pension or retirement plans or under variable annuity contracts or variable life insurance policies. If it did, the fees would be higher.

	Alger Balanced Portfolio
Class	I-2
Shareholder Fees (fees paid directly from your investment)	None
Annual Fund Operating Expenses (expenses that you pay each year as a percentage of the value of your investment)	
Advisory Fees	.71%
Distribution and/or Service (12b-1) Fees	None
Other Expenses	.39%
Total Annual Fund Operating Expenses	<u>1.10%</u>

Example

The following example, which reflects the shareholder fees and operating expenses listed above, is intended to help you compare the cost of investing in the Portfolio with the cost of investing in other mutual funds. The example assumes that you invest \$10,000 in Class I-2 shares of the Portfolio for the time periods indicated, that your investment has a 5% return each year and that the Portfolio's operating expenses remain the same. The example does not reflect fees, expenses, or charges that may be imposed by the separate accounts of life insurance companies or qualified pension or retirement plans. If it did, the expenses would be higher.

Summary Prospectus

May 1, 2020

Although your actual costs may be higher or lower, based on these assumptions you would pay the following expenses whether or not you redeemed your shares at the end of each period:

	1 Year	3 Years	5 Years	10 Years
Class I-2	\$112	\$350	\$606	\$1,340

Portfolio Turnover

The Portfolio pays transaction costs, such as commissions, when it buys and sells securities (or “turns over” its portfolio). A higher portfolio turnover rate may indicate higher transaction costs. These costs, which are not reflected in annual fund operating expenses or in the example, affect the Portfolio’s performance. During the most recent fiscal year, the Portfolio’s turnover rate was 5.71% of the average value of its portfolio.

Principal Investment Strategy

Fred Alger Management, LLC believes companies undergoing Positive Dynamic Change offer the best equity investment opportunities. Positive Dynamic Change refers to companies realizing High Unit Volume Growth or companies undergoing Positive Lifecycle Change. High Unit Volume Growth companies are traditional growth companies experiencing, for example, significantly growing demand or market dominance. Positive Lifecycle Change companies are, for example, companies benefitting from regulatory change, a new product introduction or management change.

The Portfolio focuses on stocks of companies that Fred Alger Management, LLC believes demonstrate growth potential and on fixed-income securities, with emphasis on income-producing securities that appear to have potential for capital appreciation. Under normal circumstances, the Portfolio invests in equity securities and in fixed-income securities, which may include corporate bonds, debentures and notes, U.S. Government securities, mortgage-backed and asset-backed securities, commercial paper and other fixed-income securities. Most of the Portfolio’s fixed-income investments will be concentrated within the four highest rating categories as determined by one of the Nationally Recognized Statistical Rating Organizations (“NRSROs”) (or, if unrated, will have been determined to be of comparable quality by Fred Alger Management, LLC). The Portfolio also may invest up to 10% of its net assets in lower-rated securities (“high yield” or “junk” bonds), rated “B” (or the equivalent) or better by any one of those rating agencies (or, if unrated, determined to be of comparable quality by Fred Alger Management, LLC). Under normal circumstances, the Portfolio will invest at least 25% of its net assets in fixed-income securities and at least 25% of its net assets in equity securities.

The Portfolio’s portfolio manager(s) may sell a stock when it reaches a target price, it fails to perform as expected, or other opportunities appear more attractive.

The Portfolio may invest a significant portion of its assets in securities of companies conducting business within a single sector, including the financial, information technology, healthcare, consumer discretionary, and industrials sectors.

Principal Risks

An investment in the Portfolio involves risks. The Portfolio’s share price may go down, which means you could lose money. An investment in the Portfolio is not a deposit of a bank and is not insured or guaranteed by the Federal Deposit Insurance Corporation or any other government agency.

Investment Risk – An investment in the Portfolio is subject to investment risk, including the possible loss of the entire principal amount that you invest.

Market Risk – Your investment in Portfolio shares represents an indirect investment in the securities owned by the Portfolio. The value of these securities, like other investments, may move up or down, sometimes rapidly and unpredictably. Your Portfolio shares at any point in time may be worth less than what you invested, even after taking into account the reinvestment of Portfolio dividends and distributions. Local, regional or global events such as war, acts of terrorism, the spread of infectious illness or other public health issues, recessions, or other events could have a significant impact on the Portfolio and its investments.

Equity Securities Risk – As with any fund that invests in stocks, your investment will fluctuate in value, and the loss of your investment is a risk of investing. The Portfolio’s price per share will fluctuate due to changes in the market prices of its investments. Also, the Portfolio’s investments may not grow as fast as the rate of inflation and stocks tend to be more volatile than some other investments you could make, such as bonds.



Summary Prospectus

May 1, 2020

Growth Stocks Risk – Prices of growth stocks tend to be higher in relation to their companies' earnings and may be more sensitive to market, political and economic developments than other stocks, making their prices more volatile. An investment in the Portfolio may be better suited to investors who seek long-term capital growth and can tolerate fluctuations in their investment's value.

Fixed-Income Securities Risk – The primary risks arising from the fixed-income portion of the Portfolio are:

- sensitivity to interest-rate movements, in particular with longer-maturity securities;
- greater risks of default, less liquidity and greater price volatility with lower rated securities;
- sensitivity of the value of the Portfolio to issuers' falling credit ratings or defaults;
- prepayment of securities in a period of falling interest rates necessitating reinvestment in lower-yielding securities;
- market illiquidity;
- changes in laws or government regulations adversely affecting issuers or market values of securities; and
- suspension of U.S. Government support to U.S. Government-sponsored agencies or instrumentalities.

Income-Producing Securities Risk – Companies may cut or fail to declare dividends due to market downturns or other reasons. Income producing securities may become generally less favored by market participants, potentially leading such securities to underperform the broader stock market,

Sector Risk – The Portfolio may have a significant portion of its assets invested in securities of companies conducting business within a single sector. Companies in the same sector may be similarly affected by economic, regulatory, political or market events or conditions, which may make the Portfolio more vulnerable to unfavorable developments in that sector than a fund that has a more diversified portfolio. Generally, the more broadly the Portfolio invests, the more it spreads risk and potentially reduces the risks of loss and volatility.

Technology Companies Risk – The Portfolio may have a significant portion of its assets invested in securities of technology companies. Technology companies may have limited operating histories and prices of these companies' securities have historically been more volatile than other securities, especially over the short term. Technology companies may also face increased competition, government regulation, and risk of obsolescence due to progress in technological developments.

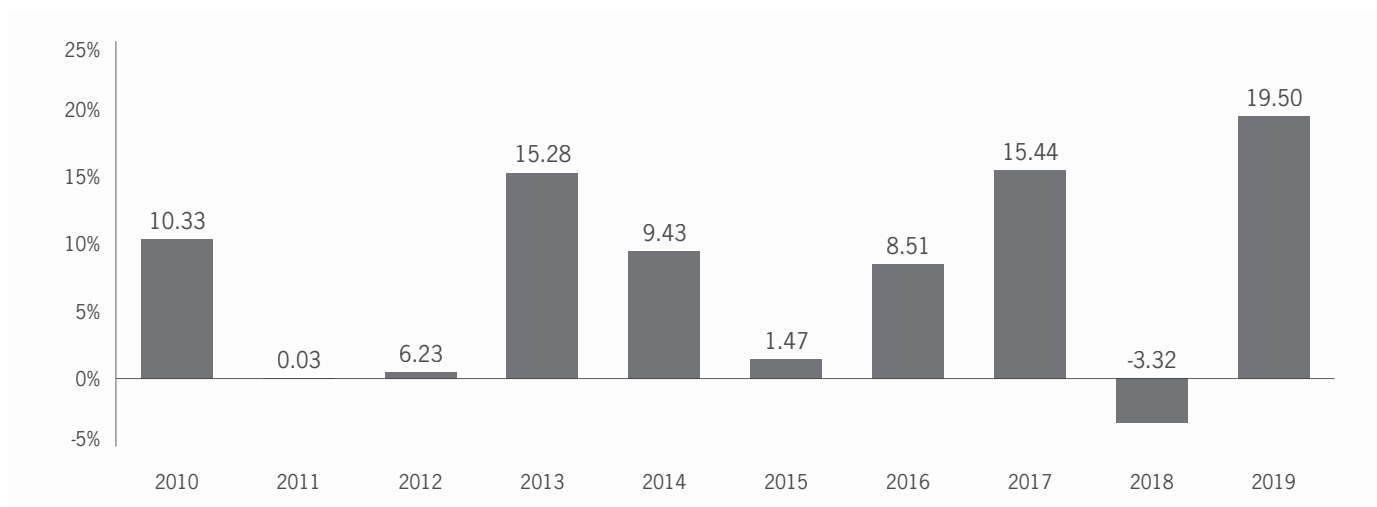
Financial Sector Risk – The Portfolio may have a significant portion of its assets invested in securities of financial services companies, which means the Portfolio may be more affected by the performance of the financial sector than a fund that is more diversified. Financial services companies are subject to extensive governmental regulation which may limit both the amounts and types of loans and other financial commitments they can make, the interest rates and fees they can charge, the scope of their activities, the prices they can charge and the amount of capital they must maintain. Certain events in the financial sector may cause an unusually high degree of volatility in the financial markets, both domestic and foreign, and cause certain financial services companies to incur large losses.

Performance

The following bar chart and the table beneath it provide some indication of the risks of investing in the Portfolio by showing changes in the Portfolio's performance from year to year and by showing how the Portfolio's average annual returns for the indicated periods compare with those of an appropriate benchmark of market performance. On May 31, 2019 the Portfolio changed its benchmarks from the Russell 1000 Growth Index and the Barclays Capital U.S. Gov't/Credit Bond Index to the S&P 500 Index and the Barclays Capital U.S. Gov't/Credit Bond Index. The Manager believes the S&P 500 is a more appropriate benchmark for the Fund than the Russell 1000 Growth Index because the equity holdings of the Fund are more similar to the securities comprising the S&P 500. The S&P 500 is an index of large company common stocks considered to be representative of the U.S. stock market. The Russell 1000 Growth Index is an index of common stocks designed to track performance of large-capitalization companies with greater than average growth orientation. The Barclays Capital U.S. Gov't/Credit Bond Index is an index designed to track performance of government and corporate bonds. The performance numbers do not reflect fees, expenses, or charges that may be imposed by qualified pension or retirement plans or under variable annuity contracts or variable life insurance policies. If they did, the performance numbers would be lower. Remember that the Portfolio's past performance is not necessarily an indication of how it will perform in the future. Updated performance information is available on the Portfolio's website www.alger.com.

Summary Prospectus

May 1, 2020

Annual Total Return for Class I-2 Shares as of December 31 (%)**Best Quarter:** Q3 2010 8.13%**Worst Quarter:** Q3 2011 -8.00%**Average Annual Total Return as of December 31, 2019**

	1 Year	5 Years	10 Years
Class I-2 (Inception 9/5/89)	19.50%	7.99%	8.06%
S&P 500 Index (reflects no deductions for fees, expenses or taxes)	31.49%	11.70%	13.56%
Russell 1000 Growth Index (reflects no deductions for fees, expenses or taxes)	36.39%	14.63%	15.22%
Barclays Capital U.S. Gov't/Credit Bond Index (reflects no deductions for fees, expenses or taxes)	9.71%	3.23%	3.96%

Management

Investment Manager	Portfolio Manager Primarily Responsible for Day-to-Day Management of the Fund's Portfolio
Fred Alger Management, LLC	Gregory S. Adams, CFA Senior Vice President, Director of Quantitative & Risk Management and Portfolio Manager Since February 2013

Shareholder Information**Purchasing and Redeeming Shares**

Because the Portfolio is an investment vehicle for variable annuity contracts and variable life insurance policies offered by the separate accounts of life insurance companies, as well as qualified pension or retirement plans, an individual cannot invest in the Portfolio directly, but may do so only through one of these sources. The Portfolio shares are held in the names of the separate accounts and plans. The minimum initial investment for the separate accounts and plans is generally \$500,000.

Tax Information

If you have invested through the separate account of a life insurance company or through a qualified pension or retirement plan, please consult the Prospectus or other information provided to you by your participating life insurance company or qualified pension or retirement plan regarding the federal income taxation of your policy or plan.

**Summary Prospectus**

May 1, 2020

Payments to Broker-Dealers and Other Financial Intermediaries

If you purchase the Portfolio through a broker-dealer or other financial intermediary (such as a bank or insurance company), the Portfolio and/or its Manager or Distributor may pay the intermediary for the sale of Portfolio shares and related services. These payments may create a conflict of interest by influencing the broker-dealer or other intermediary and your salesperson to recommend the Portfolio over another investment.

Alger Capital Appreciation Portfolio

Summary Prospectus

May 1, 2020

Class
I-2Ticker Symbol
ALVOX

Optional Internet Availability of Alger Shareholder Reports

Beginning on January 1, 2021, as permitted by regulations adopted by the Securities and Exchange Commission, paper copies of the Portfolio's shareholder reports will no longer be sent by mail, unless you specifically request paper copies of the reports from the Portfolio, the insurance company that offers your variable annuity or variable life insurance contract or from your financial intermediary. Instead, the reports will be made available on a website, and you will be notified by mail each time a report is posted and provided with a website link to access the report.

If you already elected to receive shareholder reports electronically, you will not be affected by this change and you need not take any action. You may elect to receive shareholder reports and other communications from the Portfolio electronically by signing up for paperless delivery at www.icsdelivery.com/alger. If you own these shares through a financial intermediary or insurance company, contact your financial intermediary or insurance company.

You may elect to receive all future reports in paper free of charge. You can inform the Portfolio or the insurance company that you wish to continue receiving paper copies of your shareholder reports by contacting us at 1-866-345-5954 or fundreports.com. If you own these shares through a financial intermediary or insurance company contact your financial intermediary or insurance company to elect to continue to receive paper copies of your shareholder reports. Your election to receive reports in paper will apply to all funds held with the Alger Fund Complex, your insurance company, or financial intermediary.

Before you invest, you may want to review the Fund's Prospectus, which contains more information about the Fund and its risks. You can find the Fund's Prospectus, reports to shareholders, and other information about the Fund online at www.alger.com. You can also get this information at no cost by calling (800) 992-3863 or by sending an e-mail request to summaryprospectus@alger.com. The Fund's Prospectus and Statement of Additional Information, both dated May 1, 2020, are incorporated by reference to this Summary Prospectus, and may be obtained at no cost in the same manner as described above.

Investment Objective

Alger Capital Appreciation Portfolio seeks long-term capital appreciation.

Fees and Expenses

This table describes the fees and expenses that you may pay if you buy and hold shares of the Portfolio, a series of The Alger Portfolios (the "Trust"). The table does not reflect fees, expenses, or charges that may be imposed by qualified pension or retirement plans or under variable annuity contracts or variable life insurance policies. If it did, the fees would be higher.

	Alger Capital Appreciation Portfolio
Class	I-2
Shareholder Fees (fees paid directly from your investment)	None
Annual Fund Operating Expenses (expenses that you pay each year as a percentage of the value of your investment)	
Advisory Fees	.81%
Distribution and/or Service (12b-1) Fees	None
Other Expenses	.13%
Total Annual Fund Operating Expenses	<u>.94%</u>

Example

The following example, which reflects the shareholder fees and operating expenses listed above, is intended to help you compare the cost of investing in the Portfolio with the cost of investing in other mutual funds. The example assumes that you invest \$10,000 in Class I-2 shares of the Portfolio for the time periods indicated, that your investment has a 5% return each year and that the Portfolio's operating expenses remain the same. The example does not reflect fees, expenses, or charges that may be imposed by the separate accounts of life insurance companies or qualified pension or retirement plans. If it did, the expenses would be higher.

Summary Prospectus

May 1, 2020

Although your actual costs may be higher or lower, based on these assumptions you would pay the following expenses whether or not you redeemed your shares at the end of each period:

	1 Year	3 Years	5 Years	10 Years
Class I-2	\$96	\$300	\$520	\$1,155

Portfolio Turnover

The Portfolio pays transaction costs, such as commissions, when it buys and sells securities (or “turns over” its portfolio). A higher portfolio turnover rate may indicate higher transaction costs. These costs, which are not reflected in annual fund operating expenses or in the example, affect the Portfolio’s performance. During the most recent fiscal year, the Portfolio’s turnover rate was 74.35% of the average value of its portfolio.

Principal Investment Strategy

Fred Alger Management, LLC believes companies undergoing Positive Dynamic Change offer the best investment opportunities. Positive Dynamic Change refers to companies realizing High Unit Volume Growth or companies undergoing Positive Lifecycle Change. High Unit Volume Growth companies are traditional growth companies experiencing, for example, rapidly growing demand or market dominance. Positive Lifecycle Change companies are, for example, companies benefitting from new regulations, a new product innovation or new management.

Under normal market circumstances, the Portfolio invests at least 85% of its net assets, plus any borrowings for investment purposes, in equity securities of companies of any market capitalization that Fred Alger Management, LLC believes demonstrate promising growth potential. Equity securities include common or preferred stocks that are listed on U.S. or foreign exchanges.

The Portfolio’s portfolio manager(s) may sell a stock when it reaches a target price, it fails to perform as expected, or other opportunities appear more attractive.

The Portfolio may invest a significant portion of its assets in securities of companies conducting business within a single sector, including the information technology, consumer discretionary, and health care sectors.

The Portfolio can invest in foreign securities.

Principal Risks

An investment in the Portfolio involves risks. The Portfolio’s share price may go down, which means you could lose money. An investment in the Portfolio is not a deposit of a bank and is not insured or guaranteed by the Federal Deposit Insurance Corporation or any other government agency.

Investment Risk – An investment in the Portfolio is subject to investment risk, including the possible loss of the entire principal amount that you invest.

Market Risk – Your investment in Portfolio shares represents an indirect investment in the securities owned by the Portfolio. The value of these securities, like other investments, may move up or down, sometimes rapidly and unpredictably. Your Portfolio shares at any point in time may be worth less than what you invested, even after taking into account the reinvestment of Portfolio dividends and distributions. Local, regional or global events such as war, acts of terrorism, the spread of infectious illness or other public health issues, recessions, or other events could have a significant impact on the Portfolio and its investments.

Equity Securities Risk – As with any fund that invests in stocks, your investment will fluctuate in value, and the loss of your investment is a risk of investing. The Portfolio’s price per share will fluctuate due to changes in the market prices of its investments. Also, the Portfolio’s investments may not grow as fast as the rate of inflation and stocks tend to be more volatile than some other investments you could make, such as bonds.

Growth Stocks Risk – Prices of growth stocks tend to be higher in relation to their companies’ earnings and may be more sensitive to market, political and economic developments than other stocks, making their prices more volatile. An investment in the Portfolio may be better suited to investors who seek long-term capital growth and can tolerate fluctuations in their investment’s value.

Sector Risk – The Portfolio may have a significant portion of its assets invested in securities of companies conducting business within a single sector. Companies in the same sector may be similarly affected by economic, regulatory, political or market events or conditions, which may make the Portfolio more vulnerable to unfavorable developments in that sector than a fund that has a more diversified portfolio. Generally, the more broadly the Portfolio invests, the more it spreads risk and potentially reduces the risks of loss and volatility.

Summary Prospectus

May 1, 2020

Technology Companies Risk – The Portfolio may have a significant portion of its assets invested in securities of technology companies. Technology companies may have limited operating histories and prices of these companies' securities have historically been more volatile than other securities, especially over the short term. Technology companies may also face increased competition, government regulation, and risk of obsolescence due to progress in technological developments.

Healthcare Companies Risk – The Portfolio may have a significant portion of its assets invested in securities of healthcare companies. At times, the performance of healthcare companies will lag the performance of other industries or the broader market as a whole, and the performance of such companies may be more volatile. Healthcare companies may also be significantly affected by intense competition, aggressive pricing, government regulation, technological innovations, product obsolescence, patent considerations, product compatibility and consumer preferences.

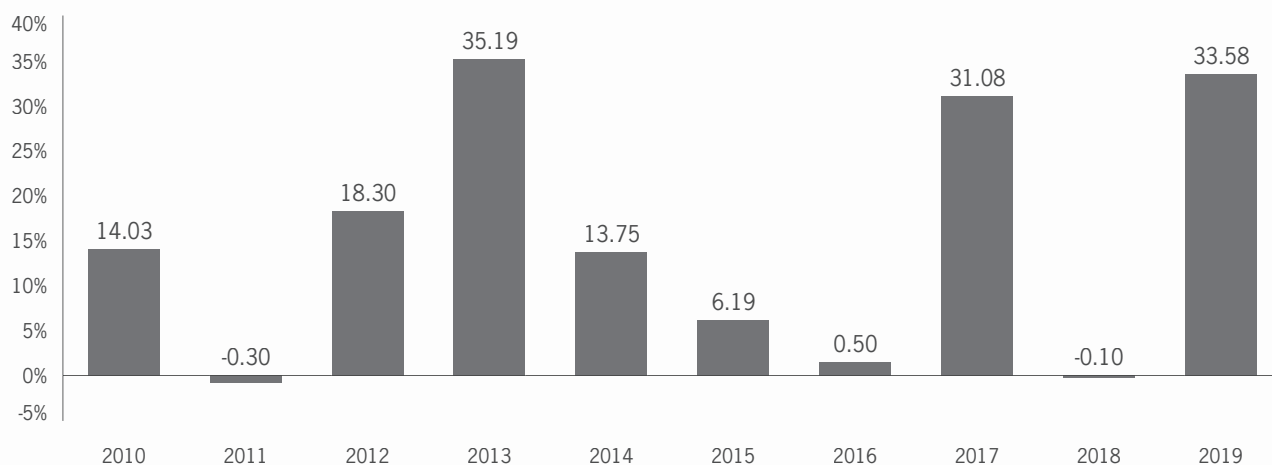
Consumer Discretionary Sector Risk – The consumer discretionary sector may be affected by changes in domestic and international economies, exchange and interest rates, competition, consumers' disposable income, consumer preferences, social trends and marketing campaigns.

Foreign Securities Risk – The Portfolio's performance will be influenced by political, social and economic factors affecting investments in foreign companies. Special risks associated with investments in foreign companies include exposure to currency fluctuations, less liquidity, less developed or less efficient trading markets, lack of comprehensive company information, political instability and differing audit and legal standards.

Smaller Cap Securities Risk – Investing in companies of all capitalizations involves the risk that smaller issuers in which the Portfolio invests may have limited product lines or financial resources, or lack management depth. It may also be difficult or impossible to liquidate a security position at a time and price acceptable to the Portfolio because of the potentially less frequent trading of stocks of smaller market capitalization.

Performance

The following bar chart and the table beneath it provide some indication of the risks of investing in the Portfolio by showing changes in the Portfolio's performance from year to year and by showing how the Portfolio's average annual returns for the indicated periods compare with those of an appropriate benchmark of market performance. The Russell 1000 Growth Index is an index of common stocks designed to track performance of large capitalization companies with greater than average growth orientation. The performance numbers do not reflect fees, expenses, or charges that may be imposed by qualified pension or retirement plans or under variable annuity contracts or variable life insurance policies. If they did, the performance numbers would be lower. Remember that the Portfolio's past performance is not necessarily an indication of how it will perform in the future. Updated performance information is available on the Portfolio's website www.alger.com.

Annual Total Return for Class I-2 Shares as of December 31 (%)**Best Quarter:** Q1 2012 16.65%**Worst Quarter:** Q4 2018 -15.49%

Summary Prospectus

May 1, 2020

Average Annual Total Return as of December 31, 2019

	1 Year	5 Years	10 Years
Class I-2 (Inception 1/25/95)	33.58%	13.30%	14.46%
Russell 1000 Growth Index (reflects no deductions for fees, expenses or taxes)	36.39%	14.63%	15.22%

Management

Investment Manager	Portfolio Managers Jointly and Primarily Responsible for Day-to-Day Management of the Fund's Portfolio
Fred Alger Management, LLC	Ankur Crawford, Ph.D. Executive Vice President, Senior Analyst and Portfolio Manager Since June 2015
	Patrick Kelly, CFA Executive Vice President, Head of Alger Capital Appreciation and Spectra Strategies and Portfolio Manager Since September 2004

Although the Portfolio is co-managed, one of the portfolio managers may be primarily responsible for implementation of the day to day investment decisions. This may occur to ensure that the Portfolio's investment decisions are consistently and promptly implemented.

Shareholder Information**Purchasing and Redeeming Shares**

Because the Portfolio is an investment vehicle for variable annuity contracts and variable life insurance policies offered by the separate accounts of life insurance companies, as well as qualified pension or retirement plans, an individual cannot invest in the Portfolio directly, but may do so only through one of these sources. The Portfolio shares are held in the names of the separate accounts and plans. The minimum initial investment for the separate accounts and plans is generally \$500,000.

Tax Information

If you have invested through the separate account of a life insurance company or through a qualified pension or retirement plan, please consult the Prospectus or other information provided to you by your participating life insurance company or qualified pension or retirement plan regarding the federal income taxation of your policy or plan.

Payments to Broker-Dealers and Other Financial Intermediaries

If you purchase the Portfolio through a broker-dealer or other financial intermediary (such as a bank or insurance company), the Portfolio and/or its Manager or Distributor may pay the intermediary for the sale of Portfolio shares and related services. These payments may create a conflict of interest by influencing the broker-dealer or other intermediary and your salesperson to recommend the Portfolio over another investment.

DWS Equity 500 Index VIP

Class A

Before you invest, you may want to review the fund's prospectus, which contains more information about the fund and its risks. You can find the fund's prospectus, reports to shareholders, Statement of Additional Information and other information about the fund online at dws.com/vipros. You can also get this information at no cost by e-mailing a request to service@dws.com, calling (800) 728-3337 or by contacting your insurance company. The Prospectus and Statement of Additional Information, both dated May 1, 2020, as may be revised or supplemented from time to time, are incorporated by reference into this Summary Prospectus.

Beginning on January 1, 2021, as permitted by regulations adopted by the Securities and Exchange Commission, you may not be receiving paper copies of the fund's shareholder reports from the insurance company that offers your contract unless you specifically request paper copies from your insurance company or from your financial intermediary. Instead, the shareholder reports will be made available on a Web site, and your insurance company will notify you by mail each time a report is posted and provide you with a Web site link to access the report. Instructions for requesting paper copies will be provided by your insurance company.

If you already elected to receive shareholder reports electronically, you will not be affected by this change and you need not take any action. You may elect to receive shareholder reports and other communications from your insurance company electronically by following the instructions provided by your insurance company.

You may elect to receive all future reports in paper free of charge from your insurance company. If your insurance company informs you that future reports will be delivered via Web access, you can inform your insurance company that you wish to continue receiving paper copies of your shareholder reports by following the instructions provided by your insurance company.

INVESTMENT OBJECTIVE

The fund seeks to replicate, as closely as possible, before the deduction of expenses, the performance of the Standard & Poor's 500 Composite Stock Price Index (the "S&P 500® Index"), which emphasizes stocks of large US companies.

FEES AND EXPENSES

This table describes the fees and expenses you may pay if you buy and hold shares of the fund. This information does not reflect fees associated with the separate account that invests in the fund or any variable life insurance policy or variable annuity contract for which the fund is an investment option. These fees will increase expenses.

SHAREHOLDER FEES

(paid directly from your investment)	None
--------------------------------------	------

ANNUAL FUND OPERATING EXPENSES

(expenses that you pay each year as a % of the value of your investment)

Management fee	0.20
Distribution/service (12b-1) fees	None
Other expenses	0.15
Total annual fund operating expenses	0.35
Fee waiver/expense reimbursement	0.09
Total annual fund operating expenses after fee waiver/expense reimbursement	0.26

The Advisor has contractually agreed through April 30, 2021 to waive its fees and/or reimburse fund expenses to the extent necessary to maintain the fund's total annual operating expenses at a ratio no higher than 0.26% (excluding certain expenses such as extraordinary expenses, taxes, brokerage and interest expenses, and acquired funds fees and expenses) for Class A shares. The agreement may only be terminated with the consent of the fund's Board.

EXAMPLE

This Example is intended to help you compare the cost of investing in the fund with the cost of investing in other mutual funds. The Example assumes that you invest \$10,000 in the fund for the time periods indicated and then redeem all of your shares at the end of those periods. The Example also assumes that your investment has a 5% return each year and that the fund's operating expenses (including one year of capped expenses in each period) remain the same. This example does not reflect any fees or sales charges imposed by a variable contract for which the fund is an investment option. If they were included, your costs would be higher.

Although your actual costs may be higher or lower, based on these assumptions your costs would be:

1 Year	3 Years	5 Years	10 Years
\$27	\$103	\$187	\$434

PORTFOLIO TURNOVER

The fund pays transaction costs, such as commissions, when it buys and sells securities (or “turns over” its portfolio). A higher portfolio turnover may indicate higher transaction costs. These costs are not reflected in annual fund operating expenses or in the expense example, and can affect the fund’s performance. During the most recent fiscal year, the fund’s portfolio turnover rate was 3% of the average value of its portfolio.

PRINCIPAL INVESTMENT STRATEGIES

Main investments. Under normal circumstances, the fund intends to invest at least 80% of assets, determined at the time of purchase, in stocks of companies included in the S&P 500® Index and in derivative instruments, such as futures contracts and options, that provide exposure to the stocks of companies in the index. The fund’s securities are weighted to attempt to make the fund’s total investment characteristics similar to those of the index as a whole. The fund may also hold short-term debt securities and money market instruments.

The **S&P 500® Index** is a well-known stock market index that includes common stocks of 500 companies from several industrial sectors representing a significant portion of the market value of all stocks publicly traded in the US. Stocks in the S&P 500® Index are weighted according to their total market value. The fund is not sponsored, endorsed, sold or promoted by the S&P Dow Jones Indices, Dow Jones, S&P Global (S&P), or any of their respective affiliates. While the market capitalization range of the S&P 500® Index changes throughout the year, as of February 29, 2020, the market capitalization range of the S&P 500® Index was between \$3.1 billion and \$1.2 trillion. Under normal circumstances, the S&P 500® Index is rebalanced quarterly on the third Friday of March, June, September and December. The fund rebalances its portfolio in accordance with the S&P 500® Index, and, therefore, any changes to the S&P 500® Index’s rebalance schedule will result in corresponding changes to the fund’s rebalance schedule.

Management process. Portfolio management uses quantitative analysis techniques to structure the fund to seek to obtain a high correlation to the index while seeking to keep the fund as fully invested as possible in all market environments. Portfolio management seeks a long-term correlation between fund performance, before expenses, and the index of 98% or better (perfect correlation being 100%). Portfolio management uses an optimization strategy, buying the largest stocks in the index in approximately the same proportion they represent in the index, then investing in a statistically selected sample of the smaller securities found in the index.

Portfolio management’s optimization process is intended to produce a portfolio whose industry weightings, market capitalizations and fundamental characteristics (price-to-book ratios, price-to-earnings ratios, debt-to-asset ratios and dividend yields) closely replicate those of the index. This approach attempts to maximize the fund’s liquidity and returns while minimizing its costs.

The fund may become “non-diversified,” as defined under the Investment Company Act of 1940, as amended, solely as a result of a change in relative market capitalization or index weighting of one or more constituents of the index that the fund is designed to track. Shareholder approval will not be sought when the fund crosses from diversified to non-diversified status under such circumstances.

Derivatives. Portfolio management generally may use futures contracts, which are a type of derivative (a contract whose value is based on, for example, indices, currencies or securities), to keep cash on hand to meet shareholder redemptions or for other needs while maintaining exposure to the stock market.

The fund may also use other types of derivatives (i) for hedging purposes; (ii) for risk management; (iii) for non-hedging purposes to seek to enhance potential gains; or (iv) as a substitute for direct investment in a particular asset class or to keep cash on hand to meet shareholder redemptions.

Securities lending. The fund may lend securities (up to one-third of total assets) to approved institutions, such as registered broker-dealers, banks and pooled investment vehicles.

MAIN RISKS

There are several risk factors that could hurt the fund’s performance, cause you to lose money or cause the fund’s performance to trail that of other investments. The fund may not achieve its investment objective, and is not intended to be a complete investment program. An investment in the fund is not a deposit of a bank and is not insured or guaranteed by the Federal Deposit Insurance Corporation or any other governmental agency.

Stock market risk. When stock prices fall, you should expect the value of your investment to fall as well. Stock prices can be hurt by poor management on the part of the stock’s issuer, shrinking product demand and other business risks. These may affect single companies as well as groups of companies. The market as a whole may not favor the types of investments the fund makes, which could adversely affect a stock’s price, regardless of how well the company performs, or the fund’s ability to sell a stock at an attractive price. There is a chance that stock prices overall will decline because stock markets tend to move in cycles, with periods of rising and falling prices. Events in the US and global financial markets, including actions taken by the US Federal Reserve or foreign central banks to stimulate or stabilize economic growth, may at times

result in unusually high market volatility which could negatively affect performance. To the extent that the fund invests in a particular geographic region, capitalization or sector, the fund's performance may be affected by the general performance of that region, capitalization or sector.

Market disruption risk. Geopolitical and other events, including war, terrorism, economic uncertainty, trade disputes, public health crises and related geopolitical events have led, and in the future may lead, to disruptions in the US and world economies and markets, which may increase financial market volatility and have significant adverse direct or indirect effects on the fund and its investments. Market disruptions could cause the fund to lose money, experience significant redemptions, and encounter operational difficulties. Although multiple asset classes may be affected by a market disruption, the duration and effects may not be the same for all types of assets.

Recent market disruption events include the pandemic spread of the novel coronavirus known as COVID-19, and the significant uncertainty, market volatility, decreased economic and other activity and increased government activity that it has caused. Specifically, COVID-19 has led to significant death and morbidity, and concerns about its further spread have resulted in the closing of schools and non-essential businesses, cancellations, shelter-in-place orders, lower consumer spending in certain sectors, social distancing, bans on large social gatherings and travel, quarantines, government economic stimulus measures, reduced productivity, rapid increases in unemployment, increased demand for and strain on government and medical resources, border closings and global trade and supply chain interruptions, among others. The full effects, duration and costs of the COVID-19 pandemic are impossible to predict, and the circumstances surrounding the COVID-19 pandemic will continue to evolve. The pandemic may affect certain countries, industries, economic sectors, companies and investment products more than others, may exacerbate existing economic, political, or social tensions and may increase the probability of an economic recession or depression. The fund and its investments may be adversely affected by the effects of the COVID-19 pandemic, and a prolonged pandemic may result in the fund and its service providers experiencing operational difficulties in coordinating a remote workforce and implementing their business continuity plans, among others.

Passive investing risk. Unlike a fund that is actively managed, in which portfolio management buys and sells securities based on research and analysis, the fund invests in securities included in, or representative of, the index, regardless of their investment merits. Because the fund is designed to maintain a high level of exposure to the index at all times, portfolio management generally will not buy or sell a security unless the security is added or removed,

respectively, from the index, and will not take any steps to invest defensively or otherwise reduce the risk of loss during market downturns.

Index-related risk. The fund seeks to replicate, as closely as possible, before the deduction of expenses, the performance of the index as published by the index provider. There is no assurance that the index provider will compile the index accurately, or that the index will be determined, composed or calculated accurately. Market disruptions could cause delays in the index's rebalancing schedule. During any such delay, it is possible that the index and, in turn, the fund will deviate from the index's stated methodology and therefore experience returns different than those that would have been achieved under a normal rebalancing schedule. Generally, the index provider does not provide any warranty, or accept any liability, with respect to the quality, accuracy or completeness of the index or its related data, and does not guarantee that the index will be in line with its stated methodology. Errors in the index data, the index computations and/or the construction of the index in accordance with its stated methodology may occur from time to time and may not be identified and corrected by the index provider for a period of time or at all, which may have an adverse impact on the fund and its shareholders. The Advisor and its affiliates do not provide any warranty or guarantee against such errors. Therefore, the gains, losses or costs associated with the index provider's errors will generally be borne by the fund and its shareholders.

Tracking error risk. The fund may be subject to tracking error, which is the divergence of the fund's performance from that of the index. The performance of the fund may diverge from that of the index for a number of reasons, including operating expenses, transaction costs, cash flows and operational inefficiencies. The fund's return also may diverge from the return of the index because the fund bears the costs and risks associated with buying and selling securities (especially when rebalancing the fund's securities holdings to reflect changes in the index) while such costs and risks are not factored into the return of the index. Market disruptions and regulatory restrictions could have an adverse effect on the fund's ability to adjust its exposure in order to track the index. To the extent that portfolio management uses a representative sampling approach (investing in a representative selection of securities included in the index rather than all securities in the index), such approach may cause the fund's return to not be as well correlated with the return of the index as would be the case if the fund purchased all of the securities in the index in the proportions represented in the index. In addition, the fund may not be able to invest in certain securities included in the index, or invest in them in the exact proportions in which they are represented in the index, due to legal restrictions or limitations imposed by the governments of certain countries, a lack of liquidity in the markets in which such securities trade, potential adverse tax consequences or other regulatory reasons. To

the extent the fund calculates its net asset value based on fair value prices and the value of the index is based on market prices (i.e., the value of the index is not based on fair value prices), the fund's ability to track the index may be adversely affected. Tracking error risk may also be heightened during times of increased market volatility or other unusual market conditions. For tax efficiency purposes, the fund may sell certain securities, and such sale may cause the fund to realize a loss and deviate from the performance of the index. In light of the factors discussed above, the fund's return may deviate significantly from the return of the index.

Derivatives risk. Risks associated with derivatives may include the risk that the derivative is not well correlated with the security, index or currency to which it relates; the risk that derivatives may result in losses or missed opportunities; the risk that the fund will be unable to sell the derivative because of an illiquid secondary market; the risk that a counterparty is unwilling or unable to meet its obligation; and the risk that the derivative transaction could expose the fund to the effects of leverage, which could increase the fund's exposure to the market and magnify potential losses.

Securities lending risk. Any decline in the value of a portfolio security that occurs while the security is out on loan is borne by the fund and will adversely affect performance. Also, there may be delays in recovery of securities loaned or even a loss of rights in the collateral should the borrower of the securities fail financially while holding the security.

Counterparty risk. A financial institution or other counterparty with whom the fund does business, or that underwrites, distributes or guarantees any investments or contracts that the fund owns or is otherwise exposed to, may decline in financial health and become unable to honor its commitments. This could cause losses for the fund or could delay the return or delivery of collateral or other assets to the fund.

Liquidity risk. In certain situations, it may be difficult or impossible to sell an investment and/or the fund may sell certain investments at a price or time that is not advantageous in order to meet redemption requests or other cash needs. Unusual market conditions, such as an unusually high volume of redemptions or other similar conditions could increase liquidity risk for the fund.

Pricing risk. If market conditions make it difficult to value some investments, the fund may value these investments using more subjective methods, such as fair value pricing. In such cases, the value determined for an investment could be different from the value realized upon such investment's sale. As a result, you could pay more than the market value when buying fund shares or receive less than the market value when selling fund shares.

Non-diversification risk. At any given time the fund may be classified as "non-diversified" under the Investment Company Act of 1940, as amended. This means that the fund may invest in securities of relatively few issuers. Thus, the performance of one or a small number of portfolio holdings can affect overall performance.

Operational and technology risk. Cyber-attacks, disruptions or failures that affect the fund's service providers or counterparties, issuers of securities held by the fund, or other market participants may adversely affect the fund and its shareholders, including by causing losses for the fund or impairing fund operations. For example, the fund's or its service providers' assets or sensitive or confidential information may be misappropriated, data may be corrupted and operations may be disrupted (e.g., cyber-attacks, operational failures or broader disruptions may cause the release of private shareholder information or confidential fund information, interfere with the processing of shareholder transactions, impact the ability to calculate the fund's net asset value and impede trading). Market events and disruptions also may trigger a volume of transactions that overloads current information technology and communication systems and processes, impacting the ability to conduct the fund's operations.

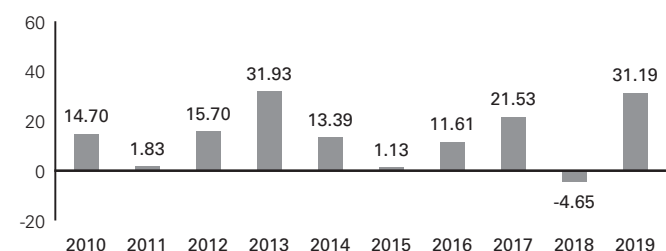
While the fund and its service providers may establish business continuity and other plans and processes that seek to address the possibility of and fallout from cyber-attacks, disruptions or failures, there are inherent limitations in such plans and systems, including that they do not apply to third parties, such as fund counterparties, issuers of securities held by the fund or other market participants, as well as the possibility that certain risks have not been identified or that unknown threats may emerge in the future and there is no assurance that such plans and processes will be effective. Among other situations, disruptions (for example, pandemics or health crises) that cause prolonged periods of remote work or significant employee absences at the fund's service providers could impact the ability to conduct the fund's operations. In addition, the fund cannot directly control any cybersecurity plans and systems put in place by its service providers, fund counterparties, issuers of securities held by the fund or other market participants.

PAST PERFORMANCE

How a fund's returns vary from year to year can give an idea of its risk; so can comparing fund performance to overall market performance (as measured by an appropriate market index). Past performance may not indicate future results. All performance figures below assume that dividends and distributions were reinvested. For more recent performance figures, go to dws.com (the Web site does not form a part of this prospectus) or call the telephone number included in this prospectus. This information does not reflect fees associated with the separate account

that invests in the fund or any variable life insurance policy or variable annuity contract for which the fund is an investment option. These fees will reduce returns.

CALENDAR YEAR TOTAL RETURNS (%) (CLASS A)



	Returns	Period ending
Best Quarter	13.60%	March 31, 2019
Worst Quarter	-13.92%	September 30, 2011
Year-to-Date	-19.66%	March 31, 2020

AVERAGE ANNUAL TOTAL RETURNS

(For periods ended 12/31/2019 expressed as a %)

	Class Inception	1 Year	5 Years	10 Years
Class A before tax	10/1/1997	31.19	11.40	13.25
S&P 500® Index (reflects no deduction for fees, expenses or taxes)		31.49	11.70	13.56

MANAGEMENT

Investment Advisor

DWS Investment Management Americas, Inc.

Subadvisor

Northern Trust Investments, Inc.

Portfolio Manager(s)

Brent Reeder. Senior Vice President of Northern Trust Investments, Inc. Portfolio Manager of the fund. Began managing the fund in 2007.

PURCHASE AND SALE OF FUND SHARES

The fund is intended for use in a variable insurance product. You should contact the sponsoring insurance company for information on how to purchase and sell shares of the fund.

TAX INFORMATION

The fund normally distributes its net investment income and realized capital gains, if any, to its shareholders, the separate accounts of participating insurance companies. These distributions may not be taxable to the holders of variable annuity contracts and variable life insurance policies. For information concerning the federal income tax consequences for the holders of such contracts or policies, holders should consult the prospectus used in connection with the issuance of their particular contracts or policies.

PAYMENTS TO FINANCIAL INTERMEDIARIES

If you purchase shares of the fund through selected affiliated and unaffiliated brokers, dealers, participating insurance companies or other financial intermediaries, the fund, the Advisor, and/or the Advisor's affiliates, may pay the financial intermediary for the sale of fund shares and related services. These payments may create a conflict of interest by influencing the financial intermediary and your salesperson to recommend the fund over another investment. Ask your salesperson or visit your insurance company's Web site for more information.

DWS Bond VIP

Class A

Before you invest, you may want to review the fund's prospectus, which contains more information about the fund and its risks. You can find the fund's prospectus, reports to shareholders, Statement of Additional Information and other information about the fund online at dws.com/vipros. You can also get this information at no cost by e-mailing a request to service@dws.com, calling (800) 728-3337 or by contacting your insurance company. The Prospectus and Statement of Additional Information, both dated May 1, 2020, as may be revised or supplemented from time to time, are incorporated by reference into this Summary Prospectus.

Beginning on January 1, 2021, as permitted by regulations adopted by the Securities and Exchange Commission, you may not be receiving paper copies of the fund's shareholder reports from the insurance company that offers your contract unless you specifically request paper copies from your insurance company or from your financial intermediary. Instead, the shareholder reports will be made available on a Web site, and your insurance company will notify you by mail each time a report is posted and provide you with a Web site link to access the report. Instructions for requesting paper copies will be provided by your insurance company.

If you already elected to receive shareholder reports electronically, you will not be affected by this change and you need not take any action. You may elect to receive shareholder reports and other communications from your insurance company electronically by following the instructions provided by your insurance company.

You may elect to receive all future reports in paper free of charge from your insurance company. If your insurance company informs you that future reports will be delivered via Web access, you can inform your insurance company that you wish to continue receiving paper copies of your shareholder reports by following the instructions provided by your insurance company.

INVESTMENT OBJECTIVE

The fund seeks to maximize total return consistent with preservation of capital and prudent investment management.

FEES AND EXPENSES

This table describes the fees and expenses you may pay if you buy and hold shares of the fund. This information does not reflect fees associated with the separate account that invests in the fund or any variable life insurance policy or variable annuity contract for which the fund is an investment option. These fees will increase expenses.

SHAREHOLDER FEES

(paid directly from your investment)	None
--------------------------------------	------

ANNUAL FUND OPERATING EXPENSES

(expenses that you pay each year as a % of the value of your investment)

Management fee	0.39
Distribution/service (12b-1) fees	None
Other expenses	0.42
Total annual fund operating expenses	0.81
Fee waiver/expense reimbursement	0.15
Total annual fund operating expenses after fee waiver/expense reimbursement	0.66

The Advisor has contractually agreed through April 30, 2021 to waive its fees and/or reimburse fund expenses to the extent necessary to maintain the fund's total annual operating expenses at a ratio no higher than 0.66% (excluding certain expenses such as extraordinary expenses, taxes, brokerage and interest expenses, and acquired funds fees and expenses) for Class A shares. The agreement may only be terminated with the consent of the fund's Board.

EXAMPLE

This Example is intended to help you compare the cost of investing in the fund with the cost of investing in other mutual funds. The Example assumes that you invest \$10,000 in the fund for the time periods indicated and then redeem all of your shares at the end of those periods. The Example also assumes that your investment has a 5% return each year and that the fund's operating expenses (including one year of capped expenses in each period) remain the same. This example does not reflect any fees or sales charges imposed by a variable contract for which the fund is an investment option. If they were included, your costs would be higher.

Although your actual costs may be higher or lower, based on these assumptions your costs would be:

1 Year	3 Years	5 Years	10 Years
\$67	\$244	\$435	\$988

PORTFOLIO TURNOVER

The fund pays transaction costs, such as commissions, when it buys and sells securities (or “turns over” its portfolio). A higher portfolio turnover may indicate higher transaction costs. These costs are not reflected in annual fund operating expenses or in the expense example, and can affect the fund’s performance. During the most recent fiscal year, the fund’s portfolio turnover rate was 223% of the average value of its portfolio.

PRINCIPAL INVESTMENT STRATEGIES

Main investments. Under normal circumstances, the fund invests at least 80% of net assets, plus the amount of any borrowings for investment purposes, in bonds of any maturity. The fund invests mainly in US dollar-denominated fixed income securities, including corporate bonds, US government and agency bonds and mortgage- and asset-backed securities. The fund may also invest significantly in foreign investment grade fixed income securities, non-investment grade securities (high yield or junk bonds) of US and foreign issuers (including issuers in countries with new or emerging securities markets), or, to maintain liquidity, in cash or money market instruments.

Management process. In choosing securities, portfolio management uses distinct processes for various types of securities.

US investment grade securities. Portfolio management typically:

- ranks securities based on portfolio management’s assessment of creditworthiness, cash flow and price
- seeks to determine the value of each security by examining the issuer’s credit quality, debt structure, option value and liquidity risks to identify any inefficiencies between this value and market trading price
- uses credit analysis in an effort to determine the issuer’s ability to fulfill its contracts
- uses a bottom-up approach that subordinates sector weightings to individual securities that portfolio management believes may add above-market value

Foreign investment grade and emerging markets high yield securities. Portfolio management uses a relative value strategy that seeks to identify the most attractive foreign markets, then searches those markets for securities that portfolio management believes offer incremental value over US Treasuries. With emerging markets securities, portfolio management also considers short-term factors such as market sentiment, capital flows, and new issue programs.

High yield securities (other than emerging markets securities). Portfolio management typically:

- analyzes economic conditions for improving or undervalued sectors and industries
- uses independent credit research and on-site management visits to evaluate individual issuer’s debt service, growth rate, and both downgrade and upgrade potential
- assesses new issues versus secondary market opportunities
- seeks issues within attractive industry sectors and with strong long-term fundamentals and improving credit

Portfolio management generally sells securities (or exchanges currencies) when they reach their target prices, when other investments appear more attractive, or, particularly for high yield securities, when company fundamentals decline or when portfolio management believes an unexpected development will diminish a company’s competitive position or ability to generate adequate cash flow.

Portfolio management may consider information about Environmental, Social and Governance (ESG) issues in its fundamental research process and when making investment decisions.

Derivatives. Portfolio management generally may use futures contracts, options on interest rate swaps, options on interest rate futures contracts or interest rate swaps, which are types of derivatives (a contract whose value is based on, for example, indices, currencies or securities), for duration management (i.e., reducing or increasing the sensitivity of the fund’s portfolio to interest rate changes) or for non-hedging purposes to seek to enhance potential gains. Portfolio management may also use (i) option contracts in order to gain exposure to a particular market or security, to seek to increase the fund’s income, or to hedge against changes in a particular market or security, (ii) total return swaps to seek to enhance potential gains by increasing or reducing the fund’s exposure to a particular sector or market or as a substitute for direct investment, or (iii) credit default swaps to seek to increase the fund’s income, to gain exposure to a bond issuer’s credit quality characteristics without directly investing in the bond or to hedge the risk of default on bonds held in the fund’s portfolio. In addition, portfolio management generally may use forward currency contracts (i) to hedge exposure to changes in foreign currency exchange rates on foreign currency denominated portfolio holdings; (ii) to facilitate transactions in foreign currency denominated securities; or (iii) for non-hedging purposes to seek to enhance potential gains.

The fund may also use other types of derivatives (i) for hedging purposes; (ii) for risk management; (iii) for non-hedging purposes to seek to enhance potential gains; or (iv) as a substitute for direct investment in a particular asset class or to keep cash on hand to meet shareholder redemptions.

Securities lending. The fund may lend securities (up to one-third of total assets) to approved institutions, such as registered broker-dealers, banks and pooled investment vehicles.

Active Trading. The fund may trade actively and this may lead to high portfolio turnover.

MAIN RISKS

There are several risk factors that could hurt the fund's performance, cause you to lose money or cause the fund's performance to trail that of other investments. The fund may not achieve its investment objective, and is not intended to be a complete investment program. An investment in the fund is not a deposit of a bank and is not insured or guaranteed by the Federal Deposit Insurance Corporation or any other governmental agency.

Market risk. The market value of the securities in which the fund invests may be impacted by the prospects of individual issuers, particular sectors or governments and/or general economic conditions throughout the world due to increasingly interconnected global economies and financial markets.

Market disruption risk. Geopolitical and other events, including war, terrorism, economic uncertainty, trade disputes, public health crises and related geopolitical events have led, and in the future may lead, to disruptions in the US and world economies and markets, which may increase financial market volatility and have significant adverse direct or indirect effects on the fund and its investments. Market disruptions could cause the fund to lose money, experience significant redemptions, and encounter operational difficulties. Although multiple asset classes may be affected by a market disruption, the duration and effects may not be the same for all types of assets.

Recent market disruption events include the pandemic spread of the novel coronavirus known as COVID-19, and the significant uncertainty, market volatility, decreased economic and other activity and increased government activity that it has caused. Specifically, COVID-19 has led to significant death and morbidity, and concerns about its further spread have resulted in the closing of schools and non-essential businesses, cancellations, shelter-in-place orders, lower consumer spending in certain sectors, social distancing, bans on large social gatherings and travel, quarantines, government economic stimulus measures, reduced productivity, rapid increases in unemployment, increased demand for and strain on government and medical resources, border closings and global trade and supply chain interruptions, among others. The full effects, duration and costs of the COVID-19 pandemic are impossible to predict, and the circumstances surrounding the COVID-19 pandemic will continue to evolve. The pandemic may affect certain countries, industries, economic sectors, companies and investment products more than others, may exacerbate existing economic, political, or social tensions and may increase the probability of an economic recession or depression. The fund and its investments may be adversely affected by the effects of the COVID-19 pandemic, and a prolonged pandemic may

result in the fund and its service providers experiencing operational difficulties in coordinating a remote workforce and implementing their business continuity plans, among others.

Interest rate risk. When interest rates rise, prices of debt securities generally decline. The longer the duration of the fund's debt securities, the more sensitive the fund will be to interest rate changes. (As a general rule, a 1% rise in interest rates means a 1% fall in value for every year of duration.) Recent and potential future changes in monetary policy made by central banks or governments are likely to affect the level of interest rates. Rising interest rates may prompt redemptions from the fund, which may force the fund to sell investments at a time when it is not advantageous to do so, which could result in losses. The fund may be subject to a greater risk of rising interest rates due to the current period of historically low rates.

The fund or the instruments in which the fund invests may be adversely affected by the phase out of the use of the London Interbank Offered Rate (LIBOR), the benchmark rate for certain floating rate securities. There remains uncertainty regarding the future use of LIBOR, and the nature of any replacement reference rate and, accordingly, it is difficult to predict the impact to the fund of the transition, which is expected to occur by the end of 2021.

Credit risk. The fund's performance could be hurt if an issuer of a debt security suffers an adverse change in financial condition that results in the issuer not making timely payments of interest or principal, a security downgrade or an inability to meet a financial obligation. Credit risk is greater for lower-rated securities.

Because the issuers of high-yield debt securities, or junk bonds (debt securities rated below the fourth highest credit rating category), may be in uncertain financial health, the prices of their debt securities can be more vulnerable to bad economic news, or even the expectation of bad news, than investment-grade debt securities. Credit risk for high-yield securities is greater than for higher-rated securities.

For securities that rely on third-party guarantors to support their credit quality, the same risks may apply if the financial condition of the guarantor deteriorates or the guarantor ceases to insure securities. Because guarantors may insure many types of securities, including subprime mortgage bonds and other high-risk bonds, their financial condition could deteriorate as a result of events that have little or no connection to securities owned by the fund.

Some securities issued by US government agencies or instrumentalities are backed by the full faith and credit of the US government. Other securities that are supported only by the credit of the issuing agency or instrumentality are subject to greater credit risk than securities backed by the full faith and credit of the US government. This is because the US government might provide financial

support, but has no obligation to do so, if there is a potential or actual loss of principal or failure to make interest payments.

Because of the rising US government debt burden, it is possible that the US government may not be able to meet its financial obligations or that securities issued by the US government may experience credit downgrades. Such a credit event may also adversely impact the financial markets and the fund.

Mortgage-backed and other asset-backed securities risk. These securities represent interests in “pools” of mortgages or other assets such as consumer loans or receivables held in trust and often involve risks that are different from or possibly more acute than risks associated with other types of debt instruments. When market interest rates increase, the market values of mortgage-backed securities decline. At the same time, however, mortgage refinancings and prepayments slow, which lengthens the effective duration of these securities. As a result, the negative effect of the interest rate increase on the market value of mortgage-backed securities is usually more pronounced than it is for other types of fixed income securities, potentially increasing the volatility of the fund. Conversely, when market interest rates decline, while the value of mortgage-backed securities may increase, the rate of prepayment of the underlying mortgages also tends to increase, which shortens the effective duration of these securities and may expose the fund to a lower rate of return on reinvestment. Mortgage-backed securities not backed by a government guarantee may be subject to the risk that underlying borrowers will be unable to meet their obligations and the value of property that secures the mortgage may decline in value and be insufficient, upon foreclosure, to repay the associated loan.

Investments in other asset-backed securities are subject to risks similar to those associated with mortgage-backed securities, as well as additional risks associated with the nature of the assets and the servicing of those assets. Payment of principal and interest on asset-backed securities may be largely dependent upon the cash flows generated by the assets backing the securities, and asset-backed securities may not have the benefit of any security interest in the related assets.

High yield debt securities risk. High yield debt securities, or junk bonds, are generally regarded as speculative with respect to the issuer’s continuing ability to meet principal and interest payments. High yield debt securities’ total return and yield may generally be expected to fluctuate more than the total return and yield of investment-grade debt securities. A real or perceived economic downturn or an increase in market interest rates could cause a decline in the value of high yield debt securities, result in increased redemptions and/or result in increased portfolio turnover, which could result in a decline in net asset value of the fund, reduce liquidity for certain investments and/or increase costs. High yield debt securities are often thinly

traded and can be more difficult to sell and value accurately than investment-grade debt securities as there may be no established secondary market. Investments in high yield debt securities could increase liquidity risk for the fund. In addition, the market for high yield debt securities can experience sudden and sharp volatility which is generally associated more with investments in stocks.

Prepayment and extension risk. When interest rates fall, issuers of high interest debt obligations may pay off the debts earlier than expected (prepayment risk), and the fund may have to reinvest the proceeds at lower yields. When interest rates rise, issuers of lower interest debt obligations may pay off the debts later than expected (extension risk), thus keeping the fund’s assets tied up in lower interest debt obligations. Ultimately, any unexpected behavior in interest rates could increase the volatility of the fund’s share price and yield and could hurt fund performance.

Foreign investment risk. The fund faces the risks inherent in foreign investing. Adverse political, economic or social developments, as well as US and foreign government actions such as the imposition of tariffs, economic and trade sanctions or embargoes, could undermine the value of the fund’s investments, prevent the fund from realizing the full value of its investments or prevent the fund from selling securities it holds. In June 2016, citizens of the United Kingdom approved a referendum to leave the European Union (EU) and in March 2017, the United Kingdom initiated the formal process of withdrawing from the EU. On January 31, 2020, the United Kingdom officially withdrew from the EU pursuant to a withdrawal agreement, providing for a transition period, initially through December 31, 2020, in which the United Kingdom will seek to negotiate and finalize a trade deal with the EU, but that may be extended for up to two years. During this transition period, the United Kingdom will effectively remain in the EU from an economic perspective but will no longer have any political representation on the EU parliament. Significant uncertainty exists regarding the outcome of these negotiations and any adverse economic and political effects it may have on the United Kingdom, other EU countries and the global economy.

Financial reporting standards for companies based in foreign markets differ from those in the US. Additionally, foreign securities markets generally are smaller and less liquid than US markets. To the extent that the fund invests in non-US dollar denominated foreign securities, changes in currency exchange rates may affect the US dollar value of foreign securities or the income or gain received on these securities.

Emerging markets risk. Foreign investment risks are greater in emerging markets than in developed markets. Investments in emerging markets are often considered speculative.

Derivatives risk. Risks associated with derivatives may include the risk that the derivative is not well correlated with the security, index or currency to which it relates; the risk that derivatives may result in losses or missed opportunities; the risk that the fund will be unable to sell the derivative because of an illiquid secondary market; the risk that a counterparty is unwilling or unable to meet its obligation; and the risk that the derivative transaction could expose the fund to the effects of leverage, which could increase the fund's exposure to the market and magnify potential losses.

Security selection risk. The securities in the fund's portfolio may decline in value. Portfolio management could be wrong in its analysis of industries, companies, economic trends, the relative attractiveness of different securities or other matters.

Currency risk. Changes in currency exchange rates may affect the value of the fund's investments and the fund's share price. The value of currencies are influenced by a variety of factors, that include: interest rates, national debt levels and trade deficits, changes in balances of payments and trade, domestic and foreign interest and inflation rates, global or regional political, economic or financial events, monetary policies of governments, actual or potential government intervention, global energy prices, political instability and government monetary policies and the buying or selling of currency by a country's government. Investments in foreign currencies are subject to the risk that those currencies will decline in value relative to the US dollar or, in the case of hedged positions, that the US dollar will decline relative to the currency being hedged. Currency exchange rates can be volatile and can change quickly and unpredictably, thereby impacting the value of the fund's investments.

Securities lending risk. Any decline in the value of a portfolio security that occurs while the security is out on loan is borne by the fund and will adversely affect performance. Also, there may be delays in recovery of securities loaned or even a loss of rights in the collateral should the borrower of the securities fail financially while holding the security.

Counterparty risk. A financial institution or other counterparty with whom the fund does business, or that underwrites, distributes or guarantees any investments or contracts that the fund owns or is otherwise exposed to, may decline in financial health and become unable to honor its commitments. This could cause losses for the fund or could delay the return or delivery of collateral or other assets to the fund.

Liquidity risk. In certain situations, it may be difficult or impossible to sell an investment and/or the fund may sell certain investments at a price or time that is not advantageous in order to meet redemption requests or other cash needs. Unusual market conditions, such as an unusually high volume of redemptions or other similar conditions

could increase liquidity risk for the fund, and in extreme conditions, the fund could have difficulty meeting redemption requests.

Pricing risk. If market conditions make it difficult to value some investments, the fund may value these investments using more subjective methods, such as fair value pricing. In such cases, the value determined for an investment could be different from the value realized upon such investment's sale. As a result, you could pay more than the market value when buying fund shares or receive less than the market value when selling fund shares.

ESG investing risk. When portfolio management considers ESG factors in its fundamental research process and when making investment decisions, there is a risk that the fund may forgo otherwise attractive investment opportunities or increase or decrease its exposure to certain types of issuers and, therefore, may underperform funds that do not consider ESG factors.

Operational and technology risk. Cyber-attacks, disruptions or failures that affect the fund's service providers or counterparties, issuers of securities held by the fund, or other market participants may adversely affect the fund and its shareholders, including by causing losses for the fund or impairing fund operations. For example, the fund's or its service providers' assets or sensitive or confidential information may be misappropriated, data may be corrupted and operations may be disrupted (e.g., cyber-attacks, operational failures or broader disruptions may cause the release of private shareholder information or confidential fund information, interfere with the processing of shareholder transactions, impact the ability to calculate the fund's net asset value and impede trading). Market events and disruptions also may trigger a volume of transactions that overloads current information technology and communication systems and processes, impacting the ability to conduct the fund's operations.

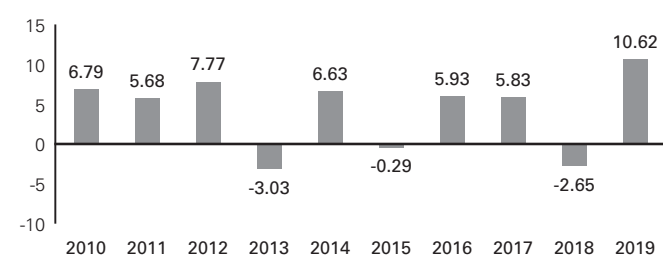
While the fund and its service providers may establish business continuity and other plans and processes that seek to address the possibility of and fallout from cyber-attacks, disruptions or failures, there are inherent limitations in such plans and systems, including that they do not apply to third parties, such as fund counterparties, issuers of securities held by the fund or other market participants, as well as the possibility that certain risks have not been identified or that unknown threats may emerge in the future and there is no assurance that such plans and processes will be effective. Among other situations, disruptions (for example, pandemics or health crises) that cause prolonged periods of remote work or significant employee absences at the fund's service providers could impact the ability to conduct the fund's operations. In addition, the fund cannot directly control any cybersecurity plans and systems put in place by its service providers, fund counterparties, issuers of securities held by the fund or other market participants.

Active trading risk. Active securities trading could raise transaction costs (thus lowering returns).

PAST PERFORMANCE

How a fund's returns vary from year to year can give an idea of its risk; so can comparing fund performance to overall market performance (as measured by an appropriate market index). Past performance may not indicate future results. All performance figures below assume that dividends and distributions were reinvested. For more recent performance figures, go to dws.com (the Web site does not form a part of this prospectus) or call the telephone number included in this prospectus. This information does not reflect fees associated with the separate account that invests in the fund or any variable life insurance policy or variable annuity contract for which the fund is an investment option. These fees will reduce returns.

CALENDAR YEAR TOTAL RETURNS (%) (CLASS A)



	Returns	Period ending
Best Quarter	4.91%	March 31, 2019
Worst Quarter	-3.58%	June 30, 2013
Year-to-Date	-1.23%	March 31, 2020

AVERAGE ANNUAL TOTAL RETURNS

(For periods ended 12/31/2019 expressed as a %)

	Class Inception	1 Year	5 Years	10 Years
Class A before tax	7/16/1985	10.62	3.78	4.23
Bloomberg Barclays U.S. Aggregate Bond Index (reflects no deduction for fees, expenses or taxes)		8.72	3.05	3.75

MANAGEMENT

Investment Advisor

DWS Investment Management Americas, Inc.

Portfolio Manager(s)

Thomas M. Farina, CFA, Managing Director. Portfolio Manager of the fund. Began managing the fund in 2016.

Gregory M. Staples, CFA, Managing Director. Portfolio Manager of the fund. Began managing the fund in 2016.

Kelly L. Beam, CFA, Director. Portfolio Manager of the fund. Began managing the fund in 2018.

PURCHASE AND SALE OF FUND SHARES

The fund is intended for use in a variable insurance product. You should contact the sponsoring insurance company for information on how to purchase and sell shares of the fund.

TAX INFORMATION

The fund normally distributes its net investment income and realized capital gains, if any, to its shareholders, the separate accounts of participating insurance companies. These distributions may not be taxable to the holders of variable annuity contracts and variable life insurance policies. For information concerning the federal income tax consequences for the holders of such contracts or policies, holders should consult the prospectus used in connection with the issuance of their particular contracts or policies.

PAYMENTS TO FINANCIAL INTERMEDIARIES

If you purchase shares of the fund through selected affiliated and unaffiliated brokers, dealers, participating insurance companies or other financial intermediaries, the fund, the Advisor, and/or the Advisor's affiliates, may pay the financial intermediary for the sale of fund shares and related services. These payments may create a conflict of interest by influencing the financial intermediary and your salesperson to recommend the fund over another investment. Ask your salesperson or visit your insurance company's Web site for more information.

DWS Capital Growth VIP

Class A

Before you invest, you may want to review the fund's prospectus, which contains more information about the fund and its risks. You can find the fund's prospectus, reports to shareholders, Statement of Additional Information and other information about the fund online at dws.com/vipros. You can also get this information at no cost by e-mailing a request to service@dws.com, calling (800) 728-3337 or by contacting your insurance company. The Prospectus and Statement of Additional Information, both dated May 1, 2020, as may be revised or supplemented from time to time, are incorporated by reference into this Summary Prospectus.

Beginning on January 1, 2021, as permitted by regulations adopted by the Securities and Exchange Commission, you may not be receiving paper copies of the fund's shareholder reports from the insurance company that offers your contract unless you specifically request paper copies from your insurance company or from your financial intermediary. Instead, the shareholder reports will be made available on a Web site, and your insurance company will notify you by mail each time a report is posted and provide you with a Web site link to access the report. Instructions for requesting paper copies will be provided by your insurance company.

If you already elected to receive shareholder reports electronically, you will not be affected by this change and you need not take any action. You may elect to receive shareholder reports and other communications from your insurance company electronically by following the instructions provided by your insurance company.

You may elect to receive all future reports in paper free of charge from your insurance company. If your insurance company informs you that future reports will be delivered via Web access, you can inform your insurance company that you wish to continue receiving paper copies of your shareholder reports by following the instructions provided by your insurance company.

INVESTMENT OBJECTIVE

The fund seeks to provide long-term growth of capital.

FEES AND EXPENSES

This table describes the fees and expenses you may pay if you buy and hold shares of the fund. This information does not reflect fees associated with the separate account that invests in the fund or any variable life insurance policy or variable annuity contract for which the fund is an investment option. These fees will increase expenses.

SHAREHOLDER FEES

(paid directly from your investment)	None
--------------------------------------	------

ANNUAL FUND OPERATING EXPENSES

(expenses that you pay each year as a % of the value of your investment)

Management fee	0.37
Distribution/service (12b-1) fees	None
Other expenses	0.13
Total annual fund operating expenses	0.50

EXAMPLE

This Example is intended to help you compare the cost of investing in the fund with the cost of investing in other mutual funds. The Example assumes that you invest \$10,000 in the fund for the time periods indicated and then redeem all of your shares at the end of those periods. The Example also assumes that your investment has a 5% return each year and that the fund's operating expenses remain the same. This example does not reflect any fees or sales charges imposed by a variable contract for which the fund is an investment option. If they were included, your costs would be higher.

Although your actual costs may be higher or lower, based on these assumptions your costs would be:

1 Year	3 Years	5 Years	10 Years
\$51	\$160	\$280	\$628

PORTFOLIO TURNOVER

The fund pays transaction costs, such as commissions, when it buys and sells securities (or "turns over" its portfolio). A higher portfolio turnover may indicate higher transaction costs. These costs are not reflected in annual fund operating expenses or in the expense example, and can affect the fund's performance. During the most recent fiscal year, the fund's portfolio turnover rate was 11 % of the average value of its portfolio.

PRINCIPAL INVESTMENT STRATEGIES

Main investments. The fund normally invests at least 65% of total assets in equities, mainly common stocks of US companies. The fund generally focuses on established companies that are similar in size to the companies in the S&P 500[®] Index (generally 500 of the largest companies in the US) or the Russell 1000[®] Growth Index (generally those stocks among the 1,000 largest US companies that have relatively higher price-to-earnings ratios and higher forecasted growth values). While the market capitalization ranges of the S&P 500[®] Index and the Russell 1000[®] Growth Index change throughout the year, as of February 29, 2020, the market capitalization range of the S&P 500[®] Index was between \$3.1 billion and \$1.2 trillion and the market capitalization range of the Russell 1000[®] Growth Index was between \$6.98 million and \$1.2 trillion. Under normal circumstances, the S&P 500[®] Index is rebalanced quarterly on the third Friday of March, June, September and December. Under normal circumstances, the Russell 1000[®] Growth Index is reconstituted annually every June. The fund rebalances its portfolio in accordance with the S&P 500[®] Index and the Russell 1000[®] Growth Index, respectfully, and therefore, any changes to the S&P 500[®] Index's and/or the Russell 1000[®] Growth Index's rebalance schedule will result in corresponding changes to the fund's rebalance schedule. Although the fund can invest in companies of any size, the fund intends to invest primarily in companies whose market capitalizations fall within the normal range of these indexes at the time of investment. The fund may also invest to a limited extent in companies outside the US.

Management process. Portfolio management aims to add value through stock selection. In choosing securities, portfolio management employs a risk-balanced bottom-up selection process to identify companies it believes are well-positioned and that have above average and sustainable growth potential.

Portfolio management utilizes a proprietary investment process designed to identify attractive investments by utilizing proprietary research conducted by in-house analysts. The investment process also takes into consideration various valuation metrics to assess the attractiveness of stocks and assists portfolio management in devising allocations among investable securities.

All investment decisions are made within risk parameters set by portfolio management. Portfolio management may favor different types of securities from different industries and companies at different times.

Portfolio management will normally sell a stock when its price fully reflects portfolio management's estimate of its fundamental value, its fundamentals have deteriorated, other investments offer better opportunities or in the course of adjusting the fund's exposure to a given sector.

Portfolio management may consider information about Environmental, Social and Governance (ESG) issues in its fundamental research process and when making investment decisions.

Securities lending. The fund may lend securities (up to one-third of total assets) to approved institutions, such as registered broker-dealers, banks and pooled investment vehicles.

MAIN RISKS

There are several risk factors that could hurt the fund's performance, cause you to lose money or cause the fund's performance to trail that of other investments. The fund may not achieve its investment objective, and is not intended to be a complete investment program. An investment in the fund is not a deposit of a bank and is not insured or guaranteed by the Federal Deposit Insurance Corporation or any other governmental agency.

Stock market risk. When stock prices fall, you should expect the value of your investment to fall as well. Stock prices can be hurt by poor management on the part of the stock's issuer, shrinking product demand and other business risks. These may affect single companies as well as groups of companies. The market as a whole may not favor the types of investments the fund makes, which could adversely affect a stock's price, regardless of how well the company performs, or the fund's ability to sell a stock at an attractive price. There is a chance that stock prices overall will decline because stock markets tend to move in cycles, with periods of rising and falling prices. Events in the US and global financial markets, including actions taken by the US Federal Reserve or foreign central banks to stimulate or stabilize economic growth, may at times result in unusually high market volatility which could negatively affect performance. To the extent that the fund invests in a particular geographic region, capitalization or sector, the fund's performance may be affected by the general performance of that region, capitalization or sector.

Market disruption risk. Geopolitical and other events, including war, terrorism, economic uncertainty, trade disputes, public health crises and related geopolitical events have led, and in the future may lead, to disruptions in the US and world economies and markets, which may increase financial market volatility and have significant adverse direct or indirect effects on the fund and its investments. Market disruptions could cause the fund to lose money, experience significant redemptions, and encounter operational difficulties. Although multiple asset classes may be affected by a market disruption, the duration and effects may not be the same for all types of assets.

Recent market disruption events include the pandemic spread of the novel coronavirus known as COVID-19, and the significant uncertainty, market volatility, decreased economic and other activity and increased government activity that it has caused. Specifically, COVID-19 has led to significant death and morbidity, and concerns about

its further spread have resulted in the closing of schools and non-essential businesses, cancellations, shelter-in-place orders, lower consumer spending in certain sectors, social distancing, bans on large social gatherings and travel, quarantines, government economic stimulus measures, reduced productivity, rapid increases in unemployment, increased demand for and strain on government and medical resources, border closings and global trade and supply chain interruptions, among others. The full effects, duration and costs of the COVID-19 pandemic are impossible to predict, and the circumstances surrounding the COVID-19 pandemic will continue to evolve. The pandemic may affect certain countries, industries, economic sectors, companies and investment products more than others, may exacerbate existing economic, political, or social tensions and may increase the probability of an economic recession or depression. The fund and its investments may be adversely affected by the effects of the COVID-19 pandemic, and a prolonged pandemic may result in the fund and its service providers experiencing operational difficulties in coordinating a remote workforce and implementing their business continuity plans, among others.

Growth investing risk. As a category, growth stocks may underperform value stocks (and the stock market as a whole) over any period of time. Because the prices of growth stocks are based largely on the expectation of future earnings, growth stock prices can decline rapidly and significantly in reaction to negative news about such factors as earnings, the economy, political developments, or other news.

Security selection risk. The securities in the fund's portfolio may decline in value. Portfolio management could be wrong in its analysis of industries, companies, economic trends, the relative attractiveness of different securities or other matters.

Medium-sized company risk. Medium-sized company stocks tend to be more volatile than large company stocks. Because stock analysts are less likely to follow medium-sized companies, less information about them is available to investors. Industry-wide reversals may have a greater impact on medium-sized companies, since they lack the financial resources of larger companies. Medium-sized company stocks are typically less liquid than large company stocks.

Small company risk. Small company stocks tend to be more volatile than medium-sized or large company stocks. Because stock analysts are less likely to follow small companies, less information about them is available to investors. Industry-wide reversals may have a greater impact on small companies, since they may lack the financial resources of larger companies. Small company stocks are typically less liquid than large company stocks.

Focus risk. To the extent that the fund focuses its investments in particular industries, asset classes or sectors of the economy, any market price movements, regulatory

or technological changes, or economic conditions affecting companies in those industries, asset classes or sectors may have a significant impact on the fund's performance.

Foreign investment risk. The fund faces the risks inherent in foreign investing. Adverse political, economic or social developments, as well as US and foreign government actions such as the imposition of tariffs, economic and trade sanctions or embargoes, could undermine the value of the fund's investments, prevent the fund from realizing the full value of its investments or prevent the fund from selling securities it holds. In June 2016, citizens of the United Kingdom approved a referendum to leave the European Union (EU) and in March 2017, the United Kingdom initiated the formal process of withdrawing from the EU. On January 31, 2020, the United Kingdom officially withdrew from the EU pursuant to a withdrawal agreement, providing for a transition period, initially through December 31, 2020, in which the United Kingdom will seek to negotiate and finalize a trade deal with the EU, but that may be extended for up to two years. During this transition period, the United Kingdom will effectively remain in the EU from an economic perspective but will no longer have any political representation on the EU parliament. Significant uncertainty exists regarding the outcome of these negotiations and any adverse economic and political effects it may have on the United Kingdom, other EU countries and the global economy.

Financial reporting standards for companies based in foreign markets differ from those in the US. Additionally, foreign securities markets generally are smaller and less liquid than US markets. To the extent that the fund invests in non-US dollar denominated foreign securities, changes in currency exchange rates may affect the US dollar value of foreign securities or the income or gain received on these securities.

Securities lending risk. Any decline in the value of a portfolio security that occurs while the security is out on loan is borne by the fund and will adversely affect performance. Also, there may be delays in recovery of securities loaned or even a loss of rights in the collateral should the borrower of the securities fail financially while holding the security.

Counterparty risk. A financial institution or other counterparty with whom the fund does business, or that underwrites, distributes or guarantees any investments or contracts that the fund owns or is otherwise exposed to, may decline in financial health and become unable to honor its commitments. This could cause losses for the fund or could delay the return or delivery of collateral or other assets to the fund.

Liquidity risk. In certain situations, it may be difficult or impossible to sell an investment and/or the fund may sell certain investments at a price or time that is not advantageous in order to meet redemption requests or other

cash needs. Unusual market conditions, such as an unusually high volume of redemptions or other similar conditions could increase liquidity risk for the fund.

Pricing risk. If market conditions make it difficult to value some investments, the fund may value these investments using more subjective methods, such as fair value pricing. In such cases, the value determined for an investment could be different from the value realized upon such investment's sale. As a result, you could pay more than the market value when buying fund shares or receive less than the market value when selling fund shares.

ESG investing risk. When portfolio management considers ESG factors in its fundamental research process and when making investment decisions, there is a risk that the fund may forgo otherwise attractive investment opportunities or increase or decrease its exposure to certain types of issuers and, therefore, may underperform funds that do not consider ESG factors.

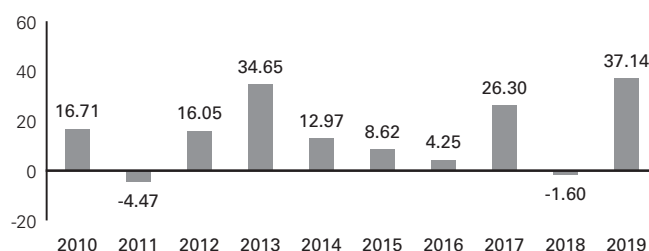
Operational and technology risk. Cyber-attacks, disruptions or failures that affect the fund's service providers or counterparties, issuers of securities held by the fund, or other market participants may adversely affect the fund and its shareholders, including by causing losses for the fund or impairing fund operations. For example, the fund's or its service providers' assets or sensitive or confidential information may be misappropriated, data may be corrupted and operations may be disrupted (e.g., cyber-attacks, operational failures or broader disruptions may cause the release of private shareholder information or confidential fund information, interfere with the processing of shareholder transactions, impact the ability to calculate the fund's net asset value and impede trading). Market events and disruptions also may trigger a volume of transactions that overloads current information technology and communication systems and processes, impacting the ability to conduct the fund's operations.

While the fund and its service providers may establish business continuity and other plans and processes that seek to address the possibility of and fallout from cyber-attacks, disruptions or failures, there are inherent limitations in such plans and systems, including that they do not apply to third parties, such as fund counterparties, issuers of securities held by the fund or other market participants, as well as the possibility that certain risks have not been identified or that unknown threats may emerge in the future and there is no assurance that such plans and processes will be effective. Among other situations, disruptions (for example, pandemics or health crises) that cause prolonged periods of remote work or significant employee absences at the fund's service providers could impact the ability to conduct the fund's operations. In addition, the fund cannot directly control any cybersecurity plans and systems put in place by its service providers, fund counterparties, issuers of securities held by the fund or other market participants.

PAST PERFORMANCE

How a fund's returns vary from year to year can give an idea of its risk; so can comparing fund performance to overall market performance (as measured by an appropriate market index). Past performance may not indicate future results. All performance figures below assume that dividends and distributions were reinvested. For more recent performance figures, go to dws.com (the Web site does not form a part of this prospectus) or call the telephone number included in this prospectus. This information does not reflect fees associated with the separate account that invests in the fund or any variable life insurance policy or variable annuity contract for which the fund is an investment option. These fees will reduce returns.

CALENDAR YEAR TOTAL RETURNS (%) (CLASS A)



	Returns	Period ending
Best Quarter	17.75%	March 31, 2019
Worst Quarter	-16.52%	September 30, 2011
Year-to-Date	-11.82%	March 31, 2020

AVERAGE ANNUAL TOTAL RETURNS

(For periods ended 12/31/2019 expressed as a %)

	Class Inception	1 Year	5 Years	10 Years
Class A before tax	7/16/1985	37.14	14.05	14.28
Russell 1000® Growth Index (reflects no deduction for fees, expenses or taxes)		36.39	14.63	15.22

MANAGEMENT

Investment Advisor

DWS Investment Management Americas, Inc.

Portfolio Manager(s)

Sebastian P. Werner, PhD, Director. Portfolio Manager of the fund. Began managing the fund in 2016.

PURCHASE AND SALE OF FUND SHARES

The fund is intended for use in a variable insurance product. You should contact the sponsoring insurance company for information on how to purchase and sell shares of the fund.

TAX INFORMATION

The fund normally distributes its net investment income and realized capital gains, if any, to its shareholders, the separate accounts of participating insurance companies. These distributions may not be taxable to the holders of variable annuity contracts and variable life insurance policies. For information concerning the federal income tax consequences for the holders of such contracts or policies, holders should consult the prospectus used in connection with the issuance of their particular contracts or policies.

PAYMENTS TO FINANCIAL INTERMEDIARIES

If you purchase shares of the fund through selected affiliated and unaffiliated brokers, dealers, participating insurance companies or other financial intermediaries, the fund, the Advisor, and/or the Advisor's affiliates, may pay the financial intermediary for the sale of fund shares and related services. These payments may create a conflict of interest by influencing the financial intermediary and your salesperson to recommend the fund over another investment. Ask your salesperson or visit your insurance company's Web site for more information.

DWS Global Small Cap VIP

Class A

Before you invest, you may want to review the fund's prospectus, which contains more information about the fund and its risks. You can find the fund's prospectus, reports to shareholders, Statement of Additional Information and other information about the fund online at dws.com/vipros. You can also get this information at no cost by e-mailing a request to service@dws.com, calling (800) 728-3337 or by contacting your insurance company. The Prospectus and Statement of Additional Information, both dated May 1, 2020, as may be revised or supplemented from time to time, are incorporated by reference into this Summary Prospectus.

Beginning on January 1, 2021, as permitted by regulations adopted by the Securities and Exchange Commission, you may not be receiving paper copies of the fund's shareholder reports from the insurance company that offers your contract unless you specifically request paper copies from your insurance company or from your financial intermediary. Instead, the shareholder reports will be made available on a Web site, and your insurance company will notify you by mail each time a report is posted and provide you with a Web site link to access the report. Instructions for requesting paper copies will be provided by your insurance company.

If you already elected to receive shareholder reports electronically, you will not be affected by this change and you need not take any action. You may elect to receive shareholder reports and other communications from your insurance company electronically by following the instructions provided by your insurance company.

You may elect to receive all future reports in paper free of charge from your insurance company. If your insurance company informs you that future reports will be delivered via Web access, you can inform your insurance company that you wish to continue receiving paper copies of your shareholder reports by following the instructions provided by your insurance company.

INVESTMENT OBJECTIVE

The fund seeks above-average capital appreciation over the long term.

FEES AND EXPENSES

This table describes the fees and expenses you may pay if you buy and hold shares of the fund. This information does not reflect fees associated with the separate account that invests in the fund or any variable life insurance policy or variable annuity contract for which the fund is an investment option. These fees will increase expenses.

SHAREHOLDER FEES

(paid directly from your investment)	None
--------------------------------------	------

ANNUAL FUND OPERATING EXPENSES

(expenses that you pay each year as a % of the value of your investment)

Management fee	0.80
Distribution/service (12b-1) fees	None
Other expenses	0.31
Total annual fund operating expenses	1.11
Fee waiver/expense reimbursement	0.30
Total annual fund operating expenses after fee waiver/expense reimbursement	0.81

The Advisor has contractually agreed through April 30, 2021 to waive its fees and/or reimburse fund expenses to the extent necessary to maintain the fund's total annual operating expenses at a ratio no higher than 0.81% (excluding certain expenses such as extraordinary expenses, taxes, brokerage and interest expenses, and acquired funds fees and expenses) for Class A shares. The agreement may only be terminated with the consent of the fund's Board.

EXAMPLE

This Example is intended to help you compare the cost of investing in the fund with the cost of investing in other mutual funds. The Example assumes that you invest \$10,000 in the fund for the time periods indicated and then redeem all of your shares at the end of those periods. The Example also assumes that your investment has a 5% return each year and that the fund's operating expenses (including one year of capped expenses in each period) remain the same. This example does not reflect any fees or sales charges imposed by a variable contract for which the fund is an investment option. If they were included, your costs would be higher.

Although your actual costs may be higher or lower, based on these assumptions your costs would be:

1 Year	3 Years	5 Years	10 Years
\$83	\$323	\$583	\$1,325

PORTFOLIO TURNOVER

The fund pays transaction costs, such as commissions, when it buys and sells securities (or “turns over” its portfolio). A higher portfolio turnover may indicate higher transaction costs. These costs are not reflected in annual fund operating expenses or in the expense example, and can affect the fund’s performance. During the most recent fiscal year, the fund’s portfolio turnover rate was 23% of the average value of its portfolio.

PRINCIPAL INVESTMENT STRATEGIES

Main investments. The fund invests at least 80% of net assets, plus the amount of any borrowings for investment purposes, in common stocks and other equities of small companies throughout the world (companies with market values similar to the smallest 30% of the aggregate market capitalization of the S&P Developed Broad Market Index). As of February 29, 2020, the market capitalization of the smallest 30% of the aggregate market capitalization of the S&P Developed Broad Market Index was between \$19 million and \$16.5 billion.

While the fund may invest in securities of any country, portfolio management generally focuses on countries with developed economies (including the US).

Management process. In choosing securities, portfolio management uses a combination of three analytical disciplines:

- **Bottom-up research.** Portfolio management looks for individual companies that it believes have a history of above average growth, strong competitive positioning, attractive prices relative to potential growth, sound financial strength and effective management, among other factors.
- **Growth orientation.** Portfolio management generally looks for companies that it believes have above-average potential for sustainable growth of revenue or earnings and whose market value appears reasonable in light of their business prospects.
- **Analysis of global themes.** Portfolio management considers global economic outlooks, seeking to identify industries and companies that are likely to benefit from social, political and economic changes.

Portfolio management may consider information about Environmental, Social and Governance (ESG) issues in its fundamental research process and when making investment decisions.

Securities lending. The fund may lend securities (up to one-third of total assets) to approved institutions, such as registered broker-dealers, banks and pooled investment vehicles.

MAIN RISKS

There are several risk factors that could hurt the fund’s performance, cause you to lose money or cause the fund’s performance to trail that of other investments. The fund may not achieve its investment objective, and is not intended to be a complete investment program. An investment in the fund is not a deposit of a bank and is not insured or guaranteed by the Federal Deposit Insurance Corporation or any other governmental agency.

Stock market risk. When stock prices fall, you should expect the value of your investment to fall as well. Stock prices can be hurt by poor management on the part of the stock’s issuer, shrinking product demand and other business risks. These may affect single companies as well as groups of companies. The market as a whole may not favor the types of investments the fund makes, which could adversely affect a stock’s price, regardless of how well the company performs, or the fund’s ability to sell a stock at an attractive price. There is a chance that stock prices overall will decline because stock markets tend to move in cycles, with periods of rising and falling prices. Events in the US and global financial markets, including actions taken by the US Federal Reserve or foreign central banks to stimulate or stabilize economic growth, may at times result in unusually high market volatility which could negatively affect performance. To the extent that the fund invests in a particular geographic region, capitalization or sector, the fund’s performance may be affected by the general performance of that region, capitalization or sector.

Market disruption risk. Geopolitical and other events, including war, terrorism, economic uncertainty, trade disputes, public health crises and related geopolitical events have led, and in the future may lead, to disruptions in the US and world economies and markets, which may increase financial market volatility and have significant adverse direct or indirect effects on the fund and its investments. Market disruptions could cause the fund to lose money, experience significant redemptions, and encounter operational difficulties. Although multiple asset classes may be affected by a market disruption, the duration and effects may not be the same for all types of assets.

Recent market disruption events include the pandemic spread of the novel coronavirus known as COVID-19, and the significant uncertainty, market volatility, decreased economic and other activity and increased government activity that it has caused. Specifically, COVID-19 has led to significant death and morbidity, and concerns about its further spread have resulted in the closing of schools and non-essential businesses, cancellations, shelter-in-place orders, lower consumer spending in certain sectors, social distancing, bans on large social gatherings and travel, quarantines, government economic stimulus measures, reduced productivity, rapid increases in unemployment, increased demand for and strain on government and medical resources, border closings and global trade and supply chain interruptions, among others. The full

effects, duration and costs of the COVID-19 pandemic are impossible to predict, and the circumstances surrounding the COVID-19 pandemic will continue to evolve. The pandemic may affect certain countries, industries, economic sectors, companies and investment products more than others, may exacerbate existing economic, political, or social tensions and may increase the probability of an economic recession or depression. The fund and its investments may be adversely affected by the effects of the COVID-19 pandemic, and a prolonged pandemic may result in the fund and its service providers experiencing operational difficulties in coordinating a remote workforce and implementing their business continuity plans, among others.

Small company risk. Small company stocks tend to be more volatile than medium-sized or large company stocks. Because stock analysts are less likely to follow small companies, less information about them is available to investors. Industry-wide reversals may have a greater impact on small companies, since they may lack the financial resources of larger companies. Small company stocks are typically less liquid than large company stocks.

Foreign investment risk. The fund faces the risks inherent in foreign investing. Adverse political, economic or social developments, as well as US and foreign government actions such as the imposition of tariffs, economic and trade sanctions or embargoes, could undermine the value of the fund's investments, prevent the fund from realizing the full value of its investments or prevent the fund from selling securities it holds. In June 2016, citizens of the United Kingdom approved a referendum to leave the European Union (EU) and in March 2017, the United Kingdom initiated the formal process of withdrawing from the EU. On January 31, 2020, the United Kingdom officially withdrew from the EU pursuant to a withdrawal agreement, providing for a transition period, initially through December 31, 2020, in which the United Kingdom will seek to negotiate and finalize a trade deal with the EU, but that may be extended for up to two years. During this transition period, the United Kingdom will effectively remain in the EU from an economic perspective but will no longer have any political representation on the EU parliament. Significant uncertainty exists regarding the outcome of these negotiations and any adverse economic and political effects it may have on the United Kingdom, other EU countries and the global economy.

Financial reporting standards for companies based in foreign markets differ from those in the US. Additionally, foreign securities markets generally are smaller and less liquid than US markets. To the extent that the fund invests in non-US dollar denominated foreign securities, changes in currency exchange rates may affect the US dollar value of foreign securities or the income or gain received on these securities.

Emerging markets risk. Foreign investment risks are greater in emerging markets than in developed markets. Investments in emerging markets are often considered speculative.

Currency risk. Changes in currency exchange rates may affect the value of the fund's investments and the fund's share price. The value of currencies are influenced by a variety of factors, that include: interest rates, national debt levels and trade deficits, changes in balances of payments and trade, domestic and foreign interest and inflation rates, global or regional political, economic or financial events, monetary policies of governments, actual or potential government intervention, global energy prices, political instability and government monetary policies and the buying or selling of currency by a country's government. Investments in foreign currencies are subject to the risk that those currencies will decline in value relative to the US dollar or, in the case of hedged positions, that the US dollar will decline relative to the currency being hedged. Currency exchange rates can be volatile and can change quickly and unpredictably, thereby impacting the value of the fund's investments.

Growth investing risk. As a category, growth stocks may underperform value stocks (and the stock market as a whole) over any period of time. Because the prices of growth stocks are based largely on the expectation of future earnings, growth stock prices can decline rapidly and significantly in reaction to negative news about such factors as earnings, the economy, political developments, or other news.

Security selection risk. The securities in the fund's portfolio may decline in value. Portfolio management could be wrong in its analysis of industries, companies, economic trends, the relative attractiveness of different securities or other matters.

Securities lending risk. Any decline in the value of a portfolio security that occurs while the security is out on loan is borne by the fund and will adversely affect performance. Also, there may be delays in recovery of securities loaned or even a loss of rights in the collateral should the borrower of the securities fail financially while holding the security.

Counterparty risk. A financial institution or other counterparty with whom the fund does business, or that underwrites, distributes or guarantees any investments or contracts that the fund owns or is otherwise exposed to, may decline in financial health and become unable to honor its commitments. This could cause losses for the fund or could delay the return or delivery of collateral or other assets to the fund.

Liquidity risk. In certain situations, it may be difficult or impossible to sell an investment and/or the fund may sell certain investments at a price or time that is not advantageous in order to meet redemption requests or other

cash needs. Unusual market conditions, such as an unusually high volume of redemptions or other similar conditions could increase liquidity risk for the fund.

Pricing risk. If market conditions make it difficult to value some investments, the fund may value these investments using more subjective methods, such as fair value pricing. In such cases, the value determined for an investment could be different from the value realized upon such investment's sale. As a result, you could pay more than the market value when buying fund shares or receive less than the market value when selling fund shares.

ESG investing risk. When portfolio management considers ESG factors in its fundamental research process and when making investment decisions, there is a risk that the fund may forgo otherwise attractive investment opportunities or increase or decrease its exposure to certain types of issuers and, therefore, may underperform funds that do not consider ESG factors.

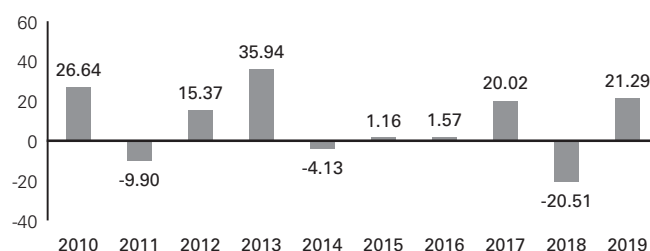
Operational and technology risk. Cyber-attacks, disruptions or failures that affect the fund's service providers or counterparties, issuers of securities held by the fund, or other market participants may adversely affect the fund and its shareholders, including by causing losses for the fund or impairing fund operations. For example, the fund's or its service providers' assets or sensitive or confidential information may be misappropriated, data may be corrupted and operations may be disrupted (e.g., cyber-attacks, operational failures or broader disruptions may cause the release of private shareholder information or confidential fund information, interfere with the processing of shareholder transactions, impact the ability to calculate the fund's net asset value and impede trading). Market events and disruptions also may trigger a volume of transactions that overloads current information technology and communication systems and processes, impacting the ability to conduct the fund's operations.

While the fund and its service providers may establish business continuity and other plans and processes that seek to address the possibility of and fallout from cyber-attacks, disruptions or failures, there are inherent limitations in such plans and systems, including that they do not apply to third parties, such as fund counterparties, issuers of securities held by the fund or other market participants, as well as the possibility that certain risks have not been identified or that unknown threats may emerge in the future and there is no assurance that such plans and processes will be effective. Among other situations, disruptions (for example, pandemics or health crises) that cause prolonged periods of remote work or significant employee absences at the fund's service providers could impact the ability to conduct the fund's operations. In addition, the fund cannot directly control any cybersecurity plans and systems put in place by its service providers, fund counterparties, issuers of securities held by the fund or other market participants.

PAST PERFORMANCE

How a fund's returns vary from year to year can give an idea of its risk; so can comparing fund performance to overall market performance (as measured by an appropriate market index). Past performance may not indicate future results. All performance figures below assume that dividends and distributions were reinvested. For more recent performance figures, go to dws.com (the Web site does not form a part of this prospectus) or call the telephone number included in this prospectus. This information does not reflect fees associated with the separate account that invests in the fund or any variable life insurance policy or variable annuity contract for which the fund is an investment option. These fees will reduce returns.

CALENDAR YEAR TOTAL RETURNS (%) (CLASS A)



	Returns	Period ending
Best Quarter	17.43%	September 30, 2010
Worst Quarter	-21.08%	December 31, 2018
Year-to-Date	-27.64%	March 31, 2020

AVERAGE ANNUAL TOTAL RETURNS

(For periods ended 12/31/2019 expressed as a %)

	Class Inception	1 Year	5 Years	10 Years
Class A before tax	5/1/1996	21.29	3.52	7.39
S&P Developed SmallCap Index (reflects no deduction for fees, expenses or taxes)		26.14	8.53	10.61

MANAGEMENT

Investment Advisor

DWS Investment Management Americas, Inc.

Portfolio Manager(s)

Peter Barsa, Director. Portfolio Manager of the fund. Began managing the fund in 2018.

PURCHASE AND SALE OF FUND SHARES

The fund is intended for use in a variable insurance product. You should contact the sponsoring insurance company for information on how to purchase and sell shares of the fund.

TAX INFORMATION

The fund normally distributes its net investment income and realized capital gains, if any, to its shareholders, the separate accounts of participating insurance companies. These distributions may not be taxable to the holders of variable annuity contracts and variable life insurance policies. For information concerning the federal income tax consequences for the holders of such contracts or policies, holders should consult the prospectus used in connection with the issuance of their particular contracts or policies.

PAYMENTS TO FINANCIAL INTERMEDIARIES

If you purchase shares of the fund through selected affiliated and unaffiliated brokers, dealers, participating insurance companies or other financial intermediaries, the fund, the Advisor, and/or the Advisor's affiliates, may pay the financial intermediary for the sale of fund shares and related services. These payments may create a conflict of interest by influencing the financial intermediary and your salesperson to recommend the fund over another investment. Ask your salesperson or visit your insurance company's Web site for more information.

DWS Core Equity VIP

Class A

Before you invest, you may want to review the fund's prospectus, which contains more information about the fund and its risks. You can find the fund's prospectus, reports to shareholders, Statement of Additional Information and other information about the fund online at dws.com/vipros. You can also get this information at no cost by e-mailing a request to service@dws.com, calling (800) 728-3337 or by contacting your insurance company. The Prospectus and Statement of Additional Information, both dated May 1, 2020, as may be revised or supplemented from time to time, are incorporated by reference into this Summary Prospectus.

Beginning on January 1, 2021, as permitted by regulations adopted by the Securities and Exchange Commission, you may not be receiving paper copies of the fund's shareholder reports from the insurance company that offers your contract unless you specifically request paper copies from your insurance company or from your financial intermediary. Instead, the shareholder reports will be made available on a Web site, and your insurance company will notify you by mail each time a report is posted and provide you with a Web site link to access the report. Instructions for requesting paper copies will be provided by your insurance company.

If you already elected to receive shareholder reports electronically, you will not be affected by this change and you need not take any action. You may elect to receive shareholder reports and other communications from your insurance company electronically by following the instructions provided by your insurance company.

You may elect to receive all future reports in paper free of charge from your insurance company. If your insurance company informs you that future reports will be delivered via Web access, you can inform your insurance company that you wish to continue receiving paper copies of your shareholder reports by following the instructions provided by your insurance company.

INVESTMENT OBJECTIVE

The fund seeks long-term growth of capital, current income and growth of income.

FEES AND EXPENSES

This table describes the fees and expenses you may pay if you buy and hold shares of the fund. This information does not reflect fees associated with the separate account that invests in the fund or any variable life insurance policy or variable annuity contract for which the fund is an investment option. These fees will increase expenses.

SHAREHOLDER FEES

(paid directly from your investment)	None
--------------------------------------	------

ANNUAL FUND OPERATING EXPENSES

(expenses that you pay each year as a % of the value of your investment)

Management fee	0.39
Distribution/service (12b-1) fees	None
Other expenses	0.23
Total annual fund operating expenses	0.62

EXAMPLE

This Example is intended to help you compare the cost of investing in the fund with the cost of investing in other mutual funds. The Example assumes that you invest \$10,000 in the fund for the time periods indicated and then redeem all of your shares at the end of those periods. The Example also assumes that your investment has a 5% return each year and that the fund's operating expenses remain the same. This example does not reflect any fees or sales charges imposed by a variable contract for which the fund is an investment option. If they were included, your costs would be higher.

Although your actual costs may be higher or lower, based on these assumptions your costs would be:

1 Year	3 Years	5 Years	10 Years
\$63	\$199	\$346	\$774

PORTFOLIO TURNOVER

The fund pays transaction costs, such as commissions, when it buys and sells securities (or "turns over" its portfolio). A higher portfolio turnover may indicate higher transaction costs. These costs are not reflected in annual fund operating expenses or in the expense example, and can affect the fund's performance. During the most recent fiscal year, the fund's portfolio turnover rate was 40% of the average value of its portfolio.

PRINCIPAL INVESTMENT STRATEGIES

Main investments. Under normal circumstances, the fund invests at least 80% of total assets, determined at the time of purchase, in equities, mainly common stocks. For purposes of this 80% investment limitation, the term total assets is defined as net assets, plus the amount of any borrowings for investment purposes. Although the fund can invest in companies of any size and from any country, it invests primarily in large US companies. Portfolio management typically considers large companies to be those companies similar in size to companies included in the Russell 1000[®] Index. While the market capitalization of the Russell 1000[®] Index changes throughout the year, as of February 29, 2020 the market capitalization range of the Russell 1000[®] Index was between \$4.3 million and \$1,203 billion. Under normal circumstances, the Russell 1000[®] Index is reconstituted annually every June. The fund rebalances its portfolio in accordance with the Russell 1000[®] Index, and therefore, any changes to the Russell 1000[®] Index's rebalance schedule will result in corresponding changes to the fund's rebalance schedule. Portfolio management may favor securities from different industries and companies at different times.

Management process. In choosing stocks, portfolio management uses proprietary quantitative models to identify and acquire holdings for the fund. The quantitative models are research based and identify primarily fundamental factors, including valuation, momentum, profitability, earnings and sales growth, which have been effective sources of return historically. These are dynamic models with different factor weights for different industry groupings. The fund's portfolio is constructed based on this quantitative process that strives to maximize returns while maintaining a risk profile similar to the fund's benchmark index.

Portfolio management may sell a security when its quantitative model indicates that other investments are more attractive, when the company no longer meets performance or risk expectations, or to maintain portfolio characteristics similar to the fund's benchmark.

All investment decisions are made within risk parameters set by portfolio management. The factors considered and models used by portfolio management may be adjusted from time to time and may favor different types of securities from different industries and companies at different times.

Portfolio management may consider information about Environmental, Social and Governance (ESG) issues in its fundamental research process and when making investment decisions.

Securities lending. The fund may lend securities (up to one-third of total assets) to approved institutions, such as registered broker-dealers, banks and pooled investment vehicles.

MAIN RISKS

There are several risk factors that could hurt the fund's performance, cause you to lose money or cause the fund's performance to trail that of other investments. The fund may not achieve its investment objective, and is not intended to be a complete investment program. An investment in the fund is not a deposit of a bank and is not insured or guaranteed by the Federal Deposit Insurance Corporation or any other governmental agency.

Stock market risk. When stock prices fall, you should expect the value of your investment to fall as well. Stock prices can be hurt by poor management on the part of the stock's issuer, shrinking product demand and other business risks. These may affect single companies as well as groups of companies. The market as a whole may not favor the types of investments the fund makes, which could adversely affect a stock's price, regardless of how well the company performs, or the fund's ability to sell a stock at an attractive price. There is a chance that stock prices overall will decline because stock markets tend to move in cycles, with periods of rising and falling prices. Events in the US and global financial markets, including actions taken by the US Federal Reserve or foreign central banks to stimulate or stabilize economic growth, may at times result in unusually high market volatility which could negatively affect performance. To the extent that the fund invests in a particular geographic region, capitalization or sector, the fund's performance may be affected by the general performance of that region, capitalization or sector.

Market disruption risk. Geopolitical and other events, including war, terrorism, economic uncertainty, trade disputes, public health crises and related geopolitical events have led, and in the future may lead, to disruptions in the US and world economies and markets, which may increase financial market volatility and have significant adverse direct or indirect effects on the fund and its investments. Market disruptions could cause the fund to lose money, experience significant redemptions, and encounter operational difficulties. Although multiple asset classes may be affected by a market disruption, the duration and effects may not be the same for all types of assets.

Recent market disruption events include the pandemic spread of the novel coronavirus known as COVID-19, and the significant uncertainty, market volatility, decreased economic and other activity and increased government activity that it has caused. Specifically, COVID-19 has led to significant death and morbidity, and concerns about its further spread have resulted in the closing of schools and non-essential businesses, cancellations, shelter-in-place orders, lower consumer spending in certain sectors, social distancing, bans on large social gatherings and travel, quarantines, government economic stimulus measures, reduced productivity, rapid increases in unemployment, increased demand for and strain on government and medical resources, border closings and global trade and supply chain interruptions, among others. The full

effects, duration and costs of the COVID-19 pandemic are impossible to predict, and the circumstances surrounding the COVID-19 pandemic will continue to evolve. The pandemic may affect certain countries, industries, economic sectors, companies and investment products more than others, may exacerbate existing economic, political, or social tensions and may increase the probability of an economic recession or depression. The fund and its investments may be adversely affected by the effects of the COVID-19 pandemic, and a prolonged pandemic may result in the fund and its service providers experiencing operational difficulties in coordinating a remote workforce and implementing their business continuity plans, among others.

Security selection risk. The securities in the fund's portfolio may decline in value. Portfolio management could be wrong in its analysis of industries, companies, economic trends, the relative attractiveness of different securities or other matters.

Quantitative model risk. The fund's strategy relies heavily on quantitative models and the analysis of specific metrics to construct the fund's portfolio. The impact of these metrics on a stock's performance can be difficult to predict, and stocks that previously possessed certain desirable quantitative characteristics may not continue to demonstrate those same characteristics in the future. In addition, relying on quantitative models entails the risk that the models themselves may be limited or incorrect, that the data on which the models rely may be incorrect or incomplete, and that the Advisor may not be successful in selecting companies for investment or determining the weighting of particular stocks in the fund's portfolio. Any of these factors could cause the fund to underperform funds with similar strategies that do not select stocks based on quantitative analysis.

Medium-sized company risk. Medium-sized company stocks tend to be more volatile than large company stocks. Because stock analysts are less likely to follow medium-sized companies, less information about them is available to investors. Industry-wide reversals may have a greater impact on medium-sized companies, since they lack the financial resources of larger companies. Medium-sized company stocks are typically less liquid than large company stocks.

Focus risk. To the extent that the fund focuses its investments in particular industries, asset classes or sectors of the economy, any market price movements, regulatory or technological changes, or economic conditions affecting companies in those industries, asset classes or sectors may have a significant impact on the fund's performance.

Securities lending risk. Any decline in the value of a portfolio security that occurs while the security is out on loan is borne by the fund and will adversely affect performance.

Also, there may be delays in recovery of securities loaned or even a loss of rights in the collateral should the borrower of the securities fail financially while holding the security.

Counterparty risk. A financial institution or other counterparty with whom the fund does business, or that underwrites, distributes or guarantees any investments or contracts that the fund owns or is otherwise exposed to, may decline in financial health and become unable to honor its commitments. This could cause losses for the fund or could delay the return or delivery of collateral or other assets to the fund.

Liquidity risk. In certain situations, it may be difficult or impossible to sell an investment and/or the fund may sell certain investments at a price or time that is not advantageous in order to meet redemption requests or other cash needs. Unusual market conditions, such as an unusually high volume of redemptions or other similar conditions could increase liquidity risk for the fund.

Pricing risk. If market conditions make it difficult to value some investments, the fund may value these investments using more subjective methods, such as fair value pricing. In such cases, the value determined for an investment could be different from the value realized upon such investment's sale. As a result, you could pay more than the market value when buying fund shares or receive less than the market value when selling fund shares.

ESG investing risk. When portfolio management considers ESG factors in its fundamental research process and when making investment decisions, there is a risk that the fund may forgo otherwise attractive investment opportunities or increase or decrease its exposure to certain types of issuers and, therefore, may underperform funds that do not consider ESG factors.

Operational and technology risk. Cyber-attacks, disruptions or failures that affect the fund's service providers or counterparties, issuers of securities held by the fund, or other market participants may adversely affect the fund and its shareholders, including by causing losses for the fund or impairing fund operations. For example, the fund's or its service providers' assets or sensitive or confidential information may be misappropriated, data may be corrupted and operations may be disrupted (e.g., cyber-attacks, operational failures or broader disruptions may cause the release of private shareholder information or confidential fund information, interfere with the processing of shareholder transactions, impact the ability to calculate the fund's net asset value and impede trading). Market events and disruptions also may trigger a volume of transactions that overloads current information technology and communication systems and processes, impacting the ability to conduct the fund's operations.

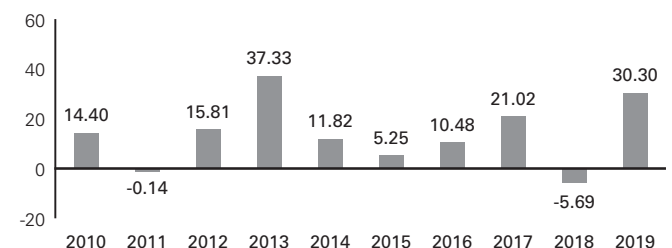
While the fund and its service providers may establish business continuity and other plans and processes that seek to address the possibility of and fallout from cyber-attacks, disruptions or failures, there are inherent limitations in such plans and systems, including that they do not apply to third parties, such as fund counterparties, issuers of securities held by the fund or other market participants, as well as the possibility that certain risks have not been identified or that unknown threats may emerge in the future and there is no assurance that such plans and processes will be effective. Among other situations, disruptions (for example, pandemics or health crises) that cause prolonged periods of remote work or significant employee absences at the fund's service providers could impact the ability to conduct the fund's operations. In addition, the fund cannot directly control any cybersecurity plans and systems put in place by its service providers, fund counterparties, issuers of securities held by the fund or other market participants.

PAST PERFORMANCE

How a fund's returns vary from year to year can give an idea of its risk; so can comparing fund performance to overall market performance (as measured by an appropriate market index). Past performance may not indicate future results. All performance figures below assume that dividends and distributions were reinvested. For more recent performance figures, go to dws.com (the Web site does not form a part of this prospectus) or call the telephone number included in this prospectus. This information does not reflect fees associated with the separate account that invests in the fund or any variable life insurance policy or variable annuity contract for which the fund is an investment option. These fees will reduce returns.

Prior to July 12, 2013, the fund was subadvised and operated with a different investment strategy. Performance would have been different if the fund's current investment strategy had been in effect.

CALENDAR YEAR TOTAL RETURNS (%) (CLASS A)



	Returns	Period ending
Best Quarter	13.53%	March 31, 2019
Worst Quarter	-17.36%	September 30, 2011
Year-to-Date	-20.87%	March 31, 2020

AVERAGE ANNUAL TOTAL RETURNS

(For periods ended 12/31/2019 expressed as a %)

	Class Inception	1 Year	5 Years	10 Years
Class A before tax	5/2/1994	30.30	11.58	13.39
Russell 1000® Index (reflects no deduction for fees, expenses or taxes)		31.43	11.48	13.54

MANAGEMENT

Investment Advisor

DWS Investment Management Americas, Inc.

Portfolio Manager(s)

Pankaj Bhatnagar, PhD, Managing Director. Portfolio Manager of the fund. Began managing the fund in 2013.

Di Kumble, CFA, Managing Director. Portfolio Manager of the fund. Began managing the fund in 2016.

Arno V. Puskar, Director. Portfolio Manager of the fund. Began managing the fund in 2016.

PURCHASE AND SALE OF FUND SHARES

The fund is intended for use in a variable insurance product. You should contact the sponsoring insurance company for information on how to purchase and sell shares of the fund.

TAX INFORMATION

The fund normally distributes its net investment income and realized capital gains, if any, to its shareholders, the separate accounts of participating insurance companies. These distributions may not be taxable to the holders of variable annuity contracts and variable life insurance policies. For information concerning the federal income tax consequences for the holders of such contracts or policies, holders should consult the prospectus used in connection with the issuance of their particular contracts or policies.

PAYMENTS TO FINANCIAL INTERMEDIARIES

If you purchase shares of the fund through selected affiliated and unaffiliated brokers, dealers, participating insurance companies or other financial intermediaries, the fund, the Advisor, and/or the Advisor's affiliates, may pay the financial intermediary for the sale of fund shares and related services. These payments may create a conflict of interest by influencing the financial intermediary and your salesperson to recommend the fund over another investment. Ask your salesperson or visit your insurance company's Web site for more information.

DWS CROCI[®] International VIP

Class A

Before you invest, you may want to review the fund's prospectus, which contains more information about the fund and its risks. You can find the fund's prospectus, reports to shareholders, Statement of Additional Information and other information about the fund online at dws.com/vipros. You can also get this information at no cost by e-mailing a request to service@dws.com, calling (800) 728-3337 or by contacting your insurance company. The Prospectus and Statement of Additional Information, both dated May 1, 2020, as may be revised or supplemented from time to time, are incorporated by reference into this Summary Prospectus.

Beginning on January 1, 2021, as permitted by regulations adopted by the Securities and Exchange Commission, you may not be receiving paper copies of the fund's shareholder reports from the insurance company that offers your contract unless you specifically request paper copies from your insurance company or from your financial intermediary. Instead, the shareholder reports will be made available on a Web site, and your insurance company will notify you by mail each time a report is posted and provide you with a Web site link to access the report. Instructions for requesting paper copies will be provided by your insurance company.

If you already elected to receive shareholder reports electronically, you will not be affected by this change and you need not take any action. You may elect to receive shareholder reports and other communications from your insurance company electronically by following the instructions provided by your insurance company.

You may elect to receive all future reports in paper free of charge from your insurance company. If your insurance company informs you that future reports will be delivered via Web access, you can inform your insurance company that you wish to continue receiving paper copies of your shareholder reports by following the instructions provided by your insurance company.

INVESTMENT OBJECTIVE

The fund seeks long-term growth of capital.

FEES AND EXPENSES

This table describes the fees and expenses you may pay if you buy and hold shares of the fund. This information does not reflect fees associated with the separate account that invests in the fund or any variable life insurance policy or variable annuity contract for which the fund is an investment option. These fees will increase expenses.

SHAREHOLDER FEES

(paid directly from your investment)	None
--------------------------------------	------

ANNUAL FUND OPERATING EXPENSES

(expenses that you pay each year as a % of the value of your investment)

Management fee ¹	0.65
Distribution/service (12b-1) fees	None
Other expenses	0.36
Total annual fund operating expenses	1.01
Fee waiver/expense reimbursement	0.14
Total annual fund operating expenses after fee waiver/expense reimbursement	0.87

¹ "Management fee" is restated to reflect the fund's new management fee rate effective October 1, 2019.

The Advisor has contractually agreed through April 30, 2021 to waive its fees and/or reimburse fund expenses to the extent necessary to maintain the fund's total annual operating expenses at a ratio no higher than 0.87% (excluding certain expenses such as extraordinary expenses, taxes, brokerage and interest expenses, and acquired funds fees and expenses) for Class A shares. The agreement may only be terminated with the consent of the fund's Board.

EXAMPLE

This Example is intended to help you compare the cost of investing in the fund with the cost of investing in other mutual funds. The Example assumes that you invest \$10,000 in the fund for the time periods indicated and then redeem all of your shares at the end of those periods. The Example also assumes that your investment has a 5% return each year and that the fund's operating expenses (including one year of capped expenses in each period) remain the same. This example does not reflect any fees or sales charges imposed by a variable contract for which the fund is an investment option. If they were included, your costs would be higher.

Although your actual costs may be higher or lower, based on these assumptions your costs would be:

1 Year	3 Years	5 Years	10 Years
\$89	\$308	\$544	\$1,224

PORTFOLIO TURNOVER

The fund pays transaction costs, such as commissions, when it buys and sells securities (or “turns over” its portfolio). A higher portfolio turnover may indicate higher transaction costs. These costs are not reflected in annual fund operating expenses or in the expense example, and can affect the fund’s performance. During the most recent fiscal year, the fund’s portfolio turnover rate was 101% of the average value of its portfolio.

PRINCIPAL INVESTMENT STRATEGIES

Main investments. Although the fund can invest in companies of any size and from any country, it invests mainly in common stocks of established companies in countries with developed economies (other than the United States).

Management process. Portfolio management will select stocks of companies that it believes offer economic value utilizing the Cash Return on Capital Invested (CROCI[®]) strategy as the primary factor, in addition to other factors. Under the CROCI[®] strategy, economic value is measured using various metrics such as the CROCI[®] Economic Price Earnings Ratio (CROCI[®] Economic P/E Ratio). The CROCI[®] Economic P/E Ratio is a proprietary measure of company valuation using the same relationship between valuation and return as an accounting P/E ratio (i.e., price/book value divided by return on equity). The CROCI[®] Economic P/E Ratio and other CROCI[®] metrics may be adjusted from time to time. The CROCI[®] strategy may apply other measures of company valuation, as determined by the CROCI[®] Investment Strategy and Valuation Group. Portfolio management may use criteria other than the CROCI[®] strategy in selecting investments. Portfolio management will select stocks primarily from a universe consisting of the largest companies in developed markets outside North America represented in the CROCI[®] Investment Strategy and Valuation Group’s database of companies evaluated using the CROCI[®] strategy. Generally, this database has included approximately 400 stocks from developed markets outside of North America. The CROCI[®] strategy is supplied by the CROCI[®] Investment Strategy and Valuation Group, a unit within the DWS Group, through a licensing arrangement with the fund’s Advisor.

Portfolio management will periodically review and adjust the fund’s portfolio in order to maintain the desired balance between return potential and various risk factors, such as, without limitation: style, size, country and idiosyncratic risks. Portfolio management may refer to the output of various optimization tools and other portfolio construction techniques in order to help control for tax efficiency,

unwanted portfolio exposure to the risk factors specified above versus the benchmark, as well as undesired levels of portfolio turnover, and other factors.

CROCI[®] Investment Process. The CROCI[®] Investment Process is based on the belief that the data used in traditional valuations (i.e., accounting data) does not accurately appraise assets, reflect all liabilities or represent the real value of a company. This is because the accounting rules are not always designed specifically for investors and often utilize widely differing standards which can make measuring the real asset value of companies difficult. The CROCI[®] Investment Process seeks to generate data that will enable valuation comparisons on a consistent basis, resulting in what portfolio management believes is an effective and efficient sector and stock selection process targeting investment in real value.

Derivatives. Portfolio management generally may use futures contracts, which are a type of derivative (a contract whose value is based on, for example, indices, currencies or securities) as a substitute for direct investment in a particular asset class or to keep cash on hand to meet shareholder redemptions. In addition, from time to time portfolio management may use forward currency contracts to hedge the fund’s exposure to changes in foreign currency exchange rates on its foreign currency denominated portfolio holdings or to facilitate transactions in foreign currency denominated securities. Portfolio management generally may use structured notes to gain exposure to certain foreign markets that may not permit direct investment.

The fund may also use other types of derivatives (i) for hedging purposes; (ii) for risk management; (iii) for non-hedging purposes to seek to enhance potential gains; or (iv) as a substitute for direct investment in a particular asset class or to keep cash on hand to meet shareholder redemptions.

Securities lending. The fund may lend securities (up to one-third of total assets) to approved institutions, such as registered broker-dealers, banks and pooled investment vehicles.

Active Trading. The fund may trade actively and this may lead to high portfolio turnover.

MAIN RISKS

There are several risk factors that could hurt the fund’s performance, cause you to lose money or cause the fund’s performance to trail that of other investments. The fund may not achieve its investment objective, and is not intended to be a complete investment program. An investment in the fund is not a deposit of a bank and is not insured or guaranteed by the Federal Deposit Insurance Corporation or any other governmental agency.

Foreign investment risk. The fund faces the risks inherent in foreign investing. Adverse political, economic or social developments, as well as US and foreign government actions such as the imposition of tariffs, economic and trade sanctions or embargoes, could undermine the value of the fund's investments, prevent the fund from realizing the full value of its investments or prevent the fund from selling securities it holds. In June 2016, citizens of the United Kingdom approved a referendum to leave the European Union (EU) and in March 2017, the United Kingdom initiated the formal process of withdrawing from the EU. On January 31, 2020, the United Kingdom officially withdrew from the EU pursuant to a withdrawal agreement, providing for a transition period, initially through December 31, 2020, in which the United Kingdom will seek to negotiate and finalize a trade deal with the EU, but that may be extended for up to two years. During this transition period, the United Kingdom will effectively remain in the EU from an economic perspective but will no longer have any political representation on the EU parliament. Significant uncertainty exists regarding the outcome of these negotiations and any adverse economic and political effects it may have on the United Kingdom, other EU countries and the global economy.

Financial reporting standards for companies based in foreign markets differ from those in the US. Additionally, foreign securities markets generally are smaller and less liquid than US markets. To the extent that the fund invests in non-US dollar denominated foreign securities, changes in currency exchange rates may affect the US dollar value of foreign securities or the income or gain received on these securities.

Stock market risk. When stock prices fall, you should expect the value of your investment to fall as well. Stock prices can be hurt by poor management on the part of the stock's issuer, shrinking product demand and other business risks. These may affect single companies as well as groups of companies. The market as a whole may not favor the types of investments the fund makes, which could adversely affect a stock's price, regardless of how well the company performs, or the fund's ability to sell a stock at an attractive price. There is a chance that stock prices overall will decline because stock markets tend to move in cycles, with periods of rising and falling prices. Events in the US and global financial markets, including actions taken by the US Federal Reserve or foreign central banks to stimulate or stabilize economic growth, may at times result in unusually high market volatility which could negatively affect performance. To the extent that the fund invests in a particular geographic region, capitalization or sector, the fund's performance may be affected by the general performance of that region, capitalization or sector.

Market disruption risk. Geopolitical and other events, including war, terrorism, economic uncertainty, trade disputes, public health crises and related geopolitical events have led, and in the future may lead, to disruptions

in the US and world economies and markets, which may increase financial market volatility and have significant adverse direct or indirect effects on the fund and its investments. Market disruptions could cause the fund to lose money, experience significant redemptions, and encounter operational difficulties. Although multiple asset classes may be affected by a market disruption, the duration and effects may not be the same for all types of assets.

Recent market disruption events include the pandemic spread of the novel coronavirus known as COVID-19, and the significant uncertainty, market volatility, decreased economic and other activity and increased government activity that it has caused. Specifically, COVID-19 has led to significant death and morbidity, and concerns about its further spread have resulted in the closing of schools and non-essential businesses, cancellations, shelter-in-place orders, lower consumer spending in certain sectors, social distancing, bans on large social gatherings and travel, quarantines, government economic stimulus measures, reduced productivity, rapid increases in unemployment, increased demand for and strain on government and medical resources, border closings and global trade and supply chain interruptions, among others. The full effects, duration and costs of the COVID-19 pandemic are impossible to predict, and the circumstances surrounding the COVID-19 pandemic will continue to evolve. The pandemic may affect certain countries, industries, economic sectors, companies and investment products more than others, may exacerbate existing economic, political, or social tensions and may increase the probability of an economic recession or depression. The fund and its investments may be adversely affected by the effects of the COVID-19 pandemic, and a prolonged pandemic may result in the fund and its service providers experiencing operational difficulties in coordinating a remote workforce and implementing their business continuity plans, among others.

CROCI® risk. The fund is managed using the CROCI® Investment Process which is based on portfolio management's belief that, over time, stocks which display more favorable financial metrics (for example, the CROCI® Economic P/E Ratio) as generated by this process may outperform stocks which display less favorable metrics. This premise may not prove to be correct and prospective investors should evaluate this assumption prior to investing in the fund.

The calculation of financial metrics used by the fund (such as, among others, the CROCI® Economic P/E Ratio) are determined by the CROCI® Investment Strategy and Valuation Group using publicly available information. This publicly available information is adjusted based on assumptions made by the CROCI® Investment Strategy and Valuation Group that, subsequently, may not prove to have been correct. As financial metrics are calculated using historical information, there can be no guarantee of the future performance of the CROCI® strategy. The measures

utilized by portfolio management to attempt to reduce portfolio turnover, market impact and transaction costs could affect performance. In addition, certain regulatory restrictions (e.g., limits on percentage of assets invested in a single industry) could constrain the fund's ability to invest in some stocks that may have the most attractive financial metrics as determined by the CROCI® Investment Process.

Currency risk. Changes in currency exchange rates may affect the value of the fund's investment and the fund's share price. To the extent the fund's forward currency contracts are not successful in hedging against such changes, the fund's US dollar share price may go down if the value of the local currency of the non-US markets in which the fund invests depreciates against the US dollar. This is true even if the local currency value of securities in the fund's holdings goes up. Furthermore, the fund's use of forward currency contracts may eliminate some or all of the benefit of an increase in the value of a foreign currency versus the US dollar. The value of the US dollar measured against other currencies is influenced by a variety of factors. These factors include: interest rates, national debt levels and trade deficits, changes in balances of payments and trade, domestic and foreign interest and inflation rates, global or regional political, economic or financial events, monetary policies of governments, actual or potential government intervention, global energy prices, political instability and government monetary policies and the buying or selling of currency by a country's government.

In order to minimize transaction costs or for other reasons, the fund's exposure to non-US currencies of the fund's investments may not be hedged at all times. Currency exchange rates can be very volatile and can change quickly and unpredictably. Therefore, the value of an investment in the fund may also go up or down quickly and unpredictably.

Security selection risk. The securities in the fund's portfolio may decline in value. Portfolio management could be wrong in its analysis of industries, companies, economic trends, the relative attractiveness of different securities or other matters.

Focus risk. To the extent that the fund focuses its investments in particular industries, asset classes or sectors of the economy, any market price movements, regulatory or technological changes, or economic conditions affecting companies in those industries, asset classes or sectors may have a significant impact on the fund's performance.

Derivatives risk. Risks associated with derivatives may include the risk that the derivative is not well correlated with the security, index or currency to which it relates; the risk that derivatives may result in losses or missed opportunities; the risk that the fund will be unable to sell the derivative because of an illiquid secondary market; the risk that a counterparty is unwilling or unable to meet its obligation; and the risk that the derivative transaction could

expose the fund to the effects of leverage, which could increase the fund's exposure to the market and magnify potential losses.

Securities lending risk. Any decline in the value of a portfolio security that occurs while the security is out on loan is borne by the fund and will adversely affect performance. Also, there may be delays in recovery of securities loaned or even a loss of rights in the collateral should the borrower of the securities fail financially while holding the security.

Counterparty risk. A financial institution or other counterparty with whom the fund does business, or that underwrites, distributes or guarantees any investments or contracts that the fund owns or is otherwise exposed to, may decline in financial health and become unable to honor its commitments. This could cause losses for the fund or could delay the return or delivery of collateral or other assets to the fund.

Liquidity risk. In certain situations, it may be difficult or impossible to sell an investment and/or the fund may sell certain investments at a price or time that is not advantageous in order to meet redemption requests or other cash needs. Unusual market conditions, such as an unusually high volume of redemptions or other similar conditions could increase liquidity risk for the fund.

Pricing risk. If market conditions make it difficult to value some investments, the fund may value these investments using more subjective methods, such as fair value pricing. In such cases, the value determined for an investment could be different from the value realized upon such investment's sale. As a result, you could pay more than the market value when buying fund shares or receive less than the market value when selling fund shares.

Operational and technology risk. Cyber-attacks, disruptions or failures that affect the fund's service providers or counterparties, issuers of securities held by the fund, or other market participants may adversely affect the fund and its shareholders, including by causing losses for the fund or impairing fund operations. For example, the fund's or its service providers' assets or sensitive or confidential information may be misappropriated, data may be corrupted and operations may be disrupted (e.g., cyber-attacks, operational failures or broader disruptions may cause the release of private shareholder information or confidential fund information, interfere with the processing of shareholder transactions, impact the ability to calculate the fund's net asset value and impede trading). Market events and disruptions also may trigger a volume of transactions that overloads current information technology and communication systems and processes, impacting the ability to conduct the fund's operations.

While the fund and its service providers may establish business continuity and other plans and processes that seek to address the possibility of and fallout from cyber-attacks, disruptions or failures, there are inherent

limitations in such plans and systems, including that they do not apply to third parties, such as fund counterparties, issuers of securities held by the fund or other market participants, as well as the possibility that certain risks have not been identified or that unknown threats may emerge in the future and there is no assurance that such plans and processes will be effective. Among other situations, disruptions (for example, pandemics or health crises) that cause prolonged periods of remote work or significant employee absences at the fund's service providers could impact the ability to conduct the fund's operations. In addition, the fund cannot directly control any cybersecurity plans and systems put in place by its service providers, fund counterparties, issuers of securities held by the fund or other market participants.

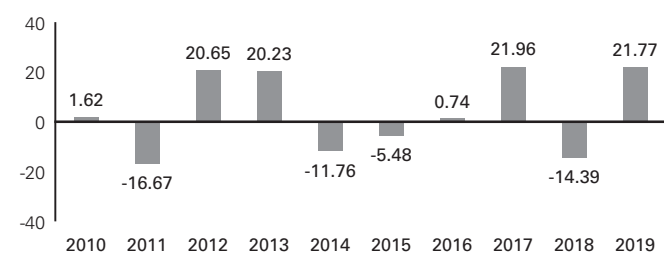
Active trading risk. Active securities trading could raise transaction costs (thus lowering returns).

PAST PERFORMANCE

How a fund's returns vary from year to year can give an idea of its risk; so can comparing fund performance to overall market performance (as measured by an appropriate market index). Past performance may not indicate future results. All performance figures below assume that dividends and distributions were reinvested. For more recent performance figures, go to dws.com (the Web site does not form a part of this prospectus) or call the telephone number included in this prospectus. This information does not reflect fees associated with the separate account that invests in the fund or any variable life insurance policy or variable annuity contract for which the fund is an investment option. These fees will reduce returns.

Prior to May 1, 2014, the fund had a different investment management team that operated with a different investment strategy. Performance would have been different if the fund's current strategy described above had been in effect.

CALENDAR YEAR TOTAL RETURNS (%) (CLASS A)



	Returns	Period ending
Best Quarter	14.26%	September 30, 2010
Worst Quarter	-22.34%	September 30, 2011
Year-to-Date	-25.85%	March 31, 2020

AVERAGE ANNUAL TOTAL RETURNS

(For periods ended 12/31/2019 expressed as a %)

	Class Inception	1 Year	5 Years	10 Years
Class A before tax	5/1/1987	21.77	3.90	2.75
MSCI EAFE® Value Index (reflects no deduction for fees, expenses or taxes)		16.09	3.54	3.98
MSCI EAFE® Index (reflects no deduction for fees, expenses or taxes)		22.01	5.67	5.50

The MSCI EAFE® Value Index has replaced the MSCI EAFE® Index as the fund's primary benchmark index and will no longer serve as the fund's secondary benchmark index. The Advisor believes that the MSCI EAFE® Value Index better represents the fund's investment strategy and is therefore more suitable for performance comparison.

MANAGEMENT

Investment Advisor

DWS Investment Management Americas, Inc.

Portfolio Manager(s)

Di Kumble, CFA, Managing Director. Portfolio Manager of the fund. Began managing the fund in 2014.

John Moody, Vice President. Portfolio Manager of the fund. Began managing the fund in 2016.

PURCHASE AND SALE OF FUND SHARES

The fund is intended for use in a variable insurance product. You should contact the sponsoring insurance company for information on how to purchase and sell shares of the fund.

TAX INFORMATION

The fund normally distributes its net investment income and realized capital gains, if any, to its shareholders, the separate accounts of participating insurance companies. These distributions may not be taxable to the holders of variable annuity contracts and variable life insurance policies. For information concerning the federal income tax consequences for the holders of such contracts or policies, holders should consult the prospectus used in connection with the issuance of their particular contracts or policies.

PAYMENTS TO FINANCIAL INTERMEDIARIES

If you purchase shares of the fund through selected affiliated and unaffiliated brokers, dealers, participating insurance companies or other financial intermediaries, the fund, the Advisor, and/or the Advisor's affiliates, may pay the financial intermediary for the sale of fund shares and related services. These payments may create a conflict of interest by influencing the financial intermediary and your salesperson to recommend the fund over another investment. Ask your salesperson or visit your insurance company's Web site for more information.

DWS Global Income Builder VIP

Class A

Before you invest, you may want to review the fund's prospectus, which contains more information about the fund and its risks. You can find the fund's prospectus, reports to shareholders, Statement of Additional Information and other information about the fund online at dws.com/vipros. You can also get this information at no cost by e-mailing a request to service@dws.com, calling (800) 728-3337 or by contacting your insurance company. The Prospectus and Statement of Additional Information, both dated May 1, 2020, as may be revised or supplemented from time to time, are incorporated by reference into this Summary Prospectus.

Beginning on January 1, 2021, as permitted by regulations adopted by the Securities and Exchange Commission, you may not be receiving paper copies of the fund's shareholder reports from the insurance company that offers your contract unless you specifically request paper copies from your insurance company or from your financial intermediary. Instead, the shareholder reports will be made available on a Web site, and your insurance company will notify you by mail each time a report is posted and provide you with a Web site link to access the report. Instructions for requesting paper copies will be provided by your insurance company.

If you already elected to receive shareholder reports electronically, you will not be affected by this change and you need not take any action. You may elect to receive shareholder reports and other communications from your insurance company electronically by following the instructions provided by your insurance company.

You may elect to receive all future reports in paper free of charge from your insurance company. If your insurance company informs you that future reports will be delivered via Web access, you can inform your insurance company that you wish to continue receiving paper copies of your shareholder reports by following the instructions provided by your insurance company.

INVESTMENT OBJECTIVE

The fund seeks to maximize income while maintaining prospects for capital appreciation.

FEES AND EXPENSES

This table describes the fees and expenses you may pay if you buy and hold shares of the fund. This information does not reflect fees associated with the separate account that invests in the fund or any variable life insurance policy or variable annuity contract for which the fund is an investment option. These fees will increase expenses.

SHAREHOLDER FEES

(paid directly from your investment)	None
--------------------------------------	------

ANNUAL FUND OPERATING EXPENSES

(expenses that you pay each year as a % of the value of your investment)

Management fee	0.37
Distribution/service (12b-1) fees	None
Other expenses	0.31
Total annual fund operating expenses	0.68

EXAMPLE

This Example is intended to help you compare the cost of investing in the fund with the cost of investing in other mutual funds. The Example assumes that you invest \$10,000 in the fund for the time periods indicated and then redeem all of your shares at the end of those periods. The Example also assumes that your investment has a 5% return each year and that the fund's operating expenses remain the same. This example does not reflect any fees or sales charges imposed by a variable contract for which the fund is an investment option. If they were included, your costs would be higher.

Although your actual costs may be higher or lower, based on these assumptions your costs would be:

1 Year	3 Years	5 Years	10 Years
\$69	\$218	\$379	\$847

PORTFOLIO TURNOVER

The fund pays transaction costs, such as commissions, when it buys and sells securities (or "turns over" its portfolio). A higher portfolio turnover may indicate higher transaction costs. These costs are not reflected in annual fund operating expenses or in the expense example, and can affect the fund's performance. During the most recent fiscal year, the fund's portfolio turnover rate was 182% of the average value of its portfolio.

PRINCIPAL INVESTMENT STRATEGIES

Main investments. The fund invests in a broad range of both traditional asset classes (such as equity and fixed income investments) and alternative asset classes (such as real estate, infrastructure, convertibles, commodities, currencies and absolute return strategies). The fund can buy many types of securities, among them common stocks, including dividend-paying stocks, convertible securities, corporate bonds, government bonds, municipal securities, inflation-indexed bonds, mortgage- and asset-backed securities, exchange-traded funds (ETFs) and exchange-traded notes (ETNs). The fund invests at least 25% of net assets in fixed income senior securities. The fund can invest in securities of any size, investment style category, maturity, duration or credit quality including high-yield debt securities (i.e., “junk bonds”), and from any country (including emerging markets).

The fund will generally invest in at least three different countries and will normally have investment exposure to foreign securities, foreign currencies and other foreign investments equal to at least 40% of the fund’s net assets. For purposes of the foregoing policy, an investment is considered to be an investment in a foreign security or a foreign investment if the issuer is organized or located outside the US or is doing a substantial amount of business outside of the US. An issuer that derives at least 50% of its revenue from business outside the US or has at least 50% of its assets outside the US will be considered to be doing a substantial amount of business outside the US.

Management process. Portfolio management seeks to maximize risk adjusted returns by allocating the fund’s assets among various asset categories. Portfolio management draws upon a broad investible universe to establish a strategic allocation based upon collective, long-term views on asset class selection, implementation, expected returns and other relevant factors. Portfolio management periodically reviews the fund’s allocations and may adjust them based on current or anticipated market conditions or to manage risk consistent with the fund’s overall investment strategy.

Within each asset category, portfolio management uses one or more investment strategies for selecting equity and debt securities. Each investment strategy is managed by a team that specializes in a particular asset category, and that may use a variety of quantitative and qualitative techniques. As a general matter, in buying and selling securities for the portfolio, the portfolio management teams utilize in-house research and resources to determine suitability of specific securities and use sector specialists to determine relative value within each relevant sector.

Examples of the fund’s asset categories are US and foreign equity of any size and style (including emerging market equity), US and foreign fixed income of any credit quality (including emerging market bonds and inflation-indexed bonds), and alternative assets. Some asset categories may be represented by ETFs.

Portfolio management may consider information about Environmental, Social and Governance (ESG) issues in its fundamental research process and when making investment decisions.

Derivatives. Portfolio management generally may use futures contracts, options on interest rate swaps, options on interest rate futures contracts or interest rate swaps, which are types of derivatives (a contract whose value is based on, for example, indices, currencies or securities), for duration management (i.e., reducing or increasing the sensitivity of the fund’s portfolio to interest rate changes) or for non-hedging purposes to seek to enhance potential gains. Portfolio management may also use (i) option contracts in order to gain exposure to a particular market or security, to seek to increase the fund’s income, or to hedge against changes in a particular market or security, (ii) total return swaps to seek to enhance potential gains by increasing or reducing the fund’s exposure to a particular sector or market or as a substitute for direct investment, or (iii) credit default swaps to seek to increase the fund’s income, to gain exposure to a bond issuer’s credit quality characteristics without directly investing in the bond or to hedge the risk of default on bonds held in the fund’s portfolio. In addition, portfolio management generally may use forward currency contracts (i) to hedge exposure to changes in foreign currency exchange rates on foreign currency denominated portfolio holdings; (ii) to facilitate transactions in foreign currency denominated securities; or (iii) for non-hedging purposes to seek to enhance potential gains.

The fund may also use other types of derivatives (i) for hedging purposes; (ii) for risk management; (iii) for non-hedging purposes to seek to enhance potential gains; or (iv) as a substitute for direct investment in a particular asset class or to keep cash on hand to meet shareholder redemptions.

Securities lending. The fund may lend securities (up to one-third of total assets) to approved institutions, such as registered broker-dealers, banks and pooled investment vehicles.

Active Trading. The fund may trade actively and this may lead to high portfolio turnover.

MAIN RISKS

There are several risk factors that could hurt the fund’s performance, cause you to lose money or cause the fund’s performance to trail that of other investments. The fund may not achieve its investment objective, and is not intended to be a complete investment program. An investment in the fund is not a deposit of a bank and is not insured or guaranteed by the Federal Deposit Insurance Corporation or any other governmental agency.

Asset allocation risk. Portfolio management may favor one or more types of investments or assets that underperform other investments, assets, or securities markets as

a whole. Anytime portfolio management buys or sells securities in order to adjust the fund's asset allocation this will increase portfolio turnover and generate transaction costs.

Security selection risk. The securities in the fund's portfolio may decline in value. Portfolio management could be wrong in its analysis of industries, companies, economic trends, the relative attractiveness of different securities or other matters.

Stock market risk. When stock prices fall, you should expect the value of your investment to fall as well. Stock prices can be hurt by poor management on the part of the stock's issuer, shrinking product demand and other business risks. These may affect single companies as well as groups of companies. The market as a whole may not favor the types of investments the fund makes, which could adversely affect a stock's price, regardless of how well the company performs, or the fund's ability to sell a stock at an attractive price. There is a chance that stock prices overall will decline because stock markets tend to move in cycles, with periods of rising and falling prices. Events in the US and global financial markets, including actions taken by the US Federal Reserve or foreign central banks to stimulate or stabilize economic growth, may at times result in unusually high market volatility which could negatively affect performance. To the extent that the fund invests in a particular geographic region, capitalization or sector, the fund's performance may be affected by the general performance of that region, capitalization or sector.

Market disruption risk. Geopolitical and other events, including war, terrorism, economic uncertainty, trade disputes, public health crises and related geopolitical events have led, and in the future may lead, to disruptions in the US and world economies and markets, which may increase financial market volatility and have significant adverse direct or indirect effects on the fund and its investments. Market disruptions could cause the fund to lose money, experience significant redemptions, and encounter operational difficulties. Although multiple asset classes may be affected by a market disruption, the duration and effects may not be the same for all types of assets.

Recent market disruption events include the pandemic spread of the novel coronavirus known as COVID-19, and the significant uncertainty, market volatility, decreased economic and other activity and increased government activity that it has caused. Specifically, COVID-19 has led to significant death and morbidity, and concerns about its further spread have resulted in the closing of schools and non-essential businesses, cancellations, shelter-in-place orders, lower consumer spending in certain sectors, social distancing, bans on large social gatherings and travel, quarantines, government economic stimulus measures, reduced productivity, rapid increases in unemployment, increased demand for and strain on government and medical resources, border closings and global trade and supply chain interruptions, among others. The full effects, duration and costs of the COVID-19 pandemic are

impossible to predict, and the circumstances surrounding the COVID-19 pandemic will continue to evolve. The pandemic may affect certain countries, industries, economic sectors, companies and investment products more than others, may exacerbate existing economic, political, or social tensions and may increase the probability of an economic recession or depression. The fund and its investments may be adversely affected by the effects of the COVID-19 pandemic, and a prolonged pandemic may result in the fund and its service providers experiencing operational difficulties in coordinating a remote workforce and implementing their business continuity plans, among others.

Interest rate risk. When interest rates rise, prices of debt securities generally decline. The longer the duration of the fund's debt securities, the more sensitive the fund will be to interest rate changes. (As a general rule, a 1% rise in interest rates means a 1% fall in value for every year of duration.) Recent and potential future changes in monetary policy made by central banks or governments are likely to affect the level of interest rates. Rising interest rates may prompt redemptions from the fund, which may force the fund to sell investments at a time when it is not advantageous to do so, which could result in losses. The fund may be subject to a greater risk of rising interest rates due to the current period of historically low rates.

The fund or the instruments in which the fund invests may be adversely affected by the phase out of the use of the London Interbank Offered Rate (LIBOR), the benchmark rate for certain floating rate securities. There remains uncertainty regarding the future use of LIBOR, and the nature of any replacement reference rate and, accordingly, it is difficult to predict the impact to the fund of the transition, which is expected to occur by the end of 2021.

Dividend-paying stock risk. As a category, dividend-paying stocks may underperform non-dividend paying stocks (and the stock market as a whole) over any period of time. In addition, issuers of dividend-paying stocks may have discretion to defer or stop paying dividends for a stated period of time, or an anticipated acceleration of dividends may not occur as a result of, among other things, a sharp rise in interest rates or an economic downturn. If the dividend-paying stocks held by the fund reduce or stop paying dividends, the fund's ability to generate income may be adversely affected.

Credit risk. The fund's performance could be hurt if an issuer of a debt security suffers an adverse change in financial condition that results in the issuer not making timely payments of interest or principal, a security downgrade or an inability to meet a financial obligation. Credit risk is greater for lower-rated securities.

Because the issuers of high-yield debt securities, or junk bonds (debt securities rated below the fourth highest credit rating category), may be in uncertain financial health, the prices of their debt securities can be more vulnerable to bad economic news, or even the expectation of bad

news, than investment-grade debt securities. Credit risk for high-yield securities is greater than for higher-rated securities.

Some securities issued by US government agencies or instrumentalities are backed by the full faith and credit of the US government. Other securities that are supported only by the credit of the issuing agency or instrumentality are subject to greater credit risk than securities backed by the full faith and credit of the US government. This is because the US government might provide financial support, but has no obligation to do so, if there is a potential or actual loss of principal or failure to make interest payments.

Foreign investment risk. The fund faces the risks inherent in foreign investing. Adverse political, economic or social developments, as well as US and foreign government actions such as the imposition of tariffs, economic and trade sanctions or embargoes, could undermine the value of the fund's investments, prevent the fund from realizing the full value of its investments or prevent the fund from selling securities it holds. In June 2016, citizens of the United Kingdom approved a referendum to leave the European Union (EU) and in March 2017, the United Kingdom initiated the formal process of withdrawing from the EU. On January 31, 2020, the United Kingdom officially withdrew from the EU pursuant to a withdrawal agreement, providing for a transition period, initially through December 31, 2020, in which the United Kingdom will seek to negotiate and finalize a trade deal with the EU, but that may be extended for up to two years. During this transition period, the United Kingdom will effectively remain in the EU from an economic perspective but will no longer have any political representation on the EU parliament. Significant uncertainty exists regarding the outcome of these negotiations and any adverse economic and political effects it may have on the United Kingdom, other EU countries and the global economy.

Financial reporting standards for companies based in foreign markets differ from those in the US. Additionally, foreign securities markets generally are smaller and less liquid than US markets. To the extent that the fund invests in non-US dollar denominated foreign securities, changes in currency exchange rates may affect the US dollar value of foreign securities or the income or gain received on these securities.

Emerging markets risk. Foreign investment risks are greater in emerging markets than in developed markets. Investments in emerging markets are often considered speculative.

Derivatives risk. Risks associated with derivatives may include the risk that the derivative is not well correlated with the security, index or currency to which it relates; the risk that derivatives may result in losses or missed opportunities; the risk that the fund will be unable to sell the derivative because of an illiquid secondary market; the risk

that a counterparty is unwilling or unable to meet its obligation; and the risk that the derivative transaction could expose the fund to the effects of leverage, which could increase the fund's exposure to the market and magnify potential losses.

Regional focus risk. Focusing investments in a single country or few countries, or regions, involves increased currency, political, regulatory and other risks. Market swings in such a targeted country, countries or regions are likely to have a greater effect on fund performance than they would in a more geographically diversified fund.

Currency risk. Changes in currency exchange rates may affect the value of the fund's investments and the fund's share price. The value of currencies are influenced by a variety of factors, that include: interest rates, national debt levels and trade deficits, changes in balances of payments and trade, domestic and foreign interest and inflation rates, global or regional political, economic or financial events, monetary policies of governments, actual or potential government intervention, global energy prices, political instability and government monetary policies and the buying or selling of currency by a country's government. Investments in foreign currencies are subject to the risk that those currencies will decline in value relative to the US dollar or, in the case of hedged positions, that the US dollar will decline relative to the currency being hedged. Currency exchange rates can be volatile and can change quickly and unpredictably, thereby impacting the value of the fund's investments.

Small company risk. Small company stocks tend to be more volatile than medium-sized or large company stocks. Because stock analysts are less likely to follow small companies, less information about them is available to investors. Industry-wide reversals may have a greater impact on small companies, since they may lack the financial resources of larger companies. Small company stocks are typically less liquid than large company stocks.

Counterparty risk. A financial institution or other counterparty with whom the fund does business, or that underwrites, distributes or guarantees any investments or contracts that the fund owns or is otherwise exposed to, may decline in financial health and become unable to honor its commitments. This could cause losses for the fund or could delay the return or delivery of collateral or other assets to the fund.

High yield debt securities risk. High yield debt securities, or junk bonds, are generally regarded as speculative with respect to the issuer's continuing ability to meet principal and interest payments. High yield debt securities' total return and yield may generally be expected to fluctuate more than the total return and yield of investment-grade debt securities. A real or perceived economic downturn or an increase in market interest rates could cause a decline in the value of high yield debt securities, result in increased redemptions and/or result in increased portfolio turnover, which could result in a decline in net asset value of the

fund, reduce liquidity for certain investments and/or increase costs. High yield debt securities are often thinly traded and can be more difficult to sell and value accurately than investment-grade debt securities as there may be no established secondary market. Investments in high yield debt securities could increase liquidity risk for the fund. In addition, the market for high yield debt securities can experience sudden and sharp volatility which is generally associated more with investments in stocks.

Inflation-indexed bond risk. Any rise in interest rates may cause inflation-indexed bonds to decline in price, hurting fund performance. If interest rates rise due to reasons other than inflation, the fund's investment in these securities may not be fully protected from the effects of rising interest rates. The fund may be subject to a greater risk of rising interest rates due to the current period of historically low rates. The performance of any bonds that are indexed to non-US rates of inflation may be higher or lower than those indexed to US inflation rates. The fund's actual returns could fail to match the real rate of inflation.

Prepayment and extension risk. When interest rates fall, issuers of high interest debt obligations may pay off the debts earlier than expected (prepayment risk), and the fund may have to reinvest the proceeds at lower yields. When interest rates rise, issuers of lower interest debt obligations may pay off the debts later than expected (extension risk), thus keeping the fund's assets tied up in lower interest debt obligations. Ultimately, any unexpected behavior in interest rates could increase the volatility of the fund's share price and yield and could hurt fund performance.

Municipal securities risk. The fund could be impacted by events in the municipal securities market, including the supply and demand for municipal securities. Negative events, such as severe fiscal difficulties, bankruptcy of one or more issuers, an economic downturn, unfavorable legislation, court rulings or political developments, or reduced monetary support from the federal government could hurt fund performance. The value of municipal securities is strongly influenced by the value of tax-exempt income to investors. Changes in tax and other laws, including changes to individual or corporate tax rates, could alter the attractiveness and overall demand for municipal securities.

Senior loans risk. The fund invests in senior loans that may not be rated by a rating agency, registered with the SEC or any state securities commission or listed on any national securities exchange. Therefore, there may be less publicly available information about them than for registered or exchange-listed securities. The Advisor relies on its own evaluation of the creditworthiness of borrowers, but will consider, and may rely in part on, analyses performed by others. As a result, the fund is particularly dependent on the analytical abilities of the Advisor.

Senior loans may not be considered "securities," and purchasers, such as the fund, therefore may not be entitled to rely on the anti-fraud and misrepresentation protections of the federal securities laws. Senior loans involve other risks, including credit risk, interest rate risk, liquidity risk, and prepayment and extension risk.

Because affiliates of the Advisor may participate in the primary and secondary market for senior loans, limitations under applicable law may restrict the fund's ability to participate in a restructuring of a senior loan or to acquire some senior loans, or affect the timing or price of such acquisition. The fund also may be in possession of material non-public information about a borrower as a result of its ownership of a senior loan. Because of prohibitions on trading in securities of issuers while in possession of such information, the fund might be unable to enter into a transaction in a publicly-traded security of that borrower when it would otherwise be advantageous to do so. If the Advisor wishes to invest in the publicly traded securities of a borrower, it may not have access to material non-public information regarding the borrower to which other lenders have access.

Mortgage-backed and other asset-backed securities risk. These securities represent interests in "pools" of mortgages or other assets such as consumer loans or receivables held in trust and often involve risks that are different from or possibly more acute than risks associated with other types of debt instruments. When market interest rates increase, the market values of mortgage-backed securities decline. At the same time, however, mortgage refinancings and prepayments slow, which lengthens the effective duration of these securities. As a result, the negative effect of the interest rate increase on the market value of mortgage-backed securities is usually more pronounced than it is for other types of fixed income securities, potentially increasing the volatility of the fund. Conversely, when market interest rates decline, while the value of mortgage-backed securities may increase, the rate of prepayment of the underlying mortgages also tends to increase, which shortens the effective duration of these securities and may expose the fund to a lower rate of return on reinvestment. Mortgage-backed securities not backed by a government guarantee may be subject to the risk that underlying borrowers will be unable to meet their obligations and the value of property that secures the mortgage may decline in value and be insufficient, upon foreclosure, to repay the associated loan.

Investments in other asset-backed securities are subject to risks similar to those associated with mortgage-backed securities, as well as additional risks associated with the nature of the assets and the servicing of those assets. Payment of principal and interest on asset-backed securities may be largely dependent upon the cash flows generated by the assets backing the securities, and asset-backed securities may not have the benefit of any security interest in the related assets.

Convertible securities risk. The market value of a convertible security performs like that of a regular debt security; that is, when interest rates rise, the price of a convertible security generally declines. In addition, convertible securities are subject to the risk that the issuer will not be able to pay interest or dividends when due, and their price may change based on changes in the issuer's financial condition. Because a convertible security derives a portion of its value from the common stock into which it may be converted, market and issuer risks that apply to the underlying common stock could impact the price of the convertible security.

ETF risk. Because ETFs trade on a securities exchange, their shares may trade at a premium or discount to their net asset value. An ETF is subject to the risks of the assets in which it invests as well as those of the investment strategy it follows. The fund may incur brokerage costs when it buys and sells shares of an ETF and also bears its proportionate share of the ETF's fees and expenses, which are passed through to ETF shareholders.

ETN risk. Because ETNs are senior, unsecured, unsubordinated debt securities of an issuer (typically a bank or bank holding company), ETNs are subject to the credit risk of the issuer and may lose value due to a downgrade in the issuer's credit rating. The returns of an ETN are linked to the performance of an underlying instrument (typically an index), minus applicable fees. ETNs typically do not make periodic interest payments and principal typically is not protected. The value of an ETN may fluctuate based on factors such as time to maturity, level of supply and demand for the ETN, volatility and lack of liquidity in the underlying assets, changes in the applicable interest rates, and economic, legal, political or geographic events that affect the underlying assets. The fund bears its proportionate share of any fees and expenses borne by the ETN. Because ETNs trade on a securities exchange, their shares may trade at a premium or discount to their net asset value.

Market risk. The market value of the securities in which the fund invests may be impacted by the prospects of individual issuers, particular sectors or governments and/or general economic conditions throughout the world due to increasingly interconnected global economies and financial markets.

Liquidity risk. In certain situations, it may be difficult or impossible to sell an investment and/or the fund may sell certain investments at a price or time that is not advantageous in order to meet redemption requests or other cash needs. Unusual market conditions, such as an unusually high volume of redemptions or other similar conditions could increase liquidity risk for the fund, and in extreme conditions, the fund could have difficulty meeting redemption requests.

Pricing risk. If market conditions make it difficult to value some investments, the fund may value these investments using more subjective methods, such as fair value pricing.

In such cases, the value determined for an investment could be different from the value realized upon such investment's sale. As a result, you could pay more than the market value when buying fund shares or receive less than the market value when selling fund shares.

Focus risk. To the extent that the fund focuses its investments in particular industries, asset classes or sectors of the economy, any market price movements, regulatory or technological changes, or economic conditions affecting companies in those industries, asset classes or sectors may have a significant impact on the fund's performance.

Commodities-related investments risk. The commodities-linked derivative instruments in which the fund invests tend to be more volatile than many other types of securities and may subject the fund to special risks that do not apply to all derivatives transactions. For example, the value of commodity-linked derivative instruments may be affected by changes in overall market movements, commodity index volatility, changes in interest rates, or factors affecting a particular industry or commodity, such as drought, floods, weather, livestock disease, changes in storage costs, embargoes, tariffs, policies of commodity cartels and international economic, political and regulatory developments.

Infrastructure-related companies risk. Infrastructure-related companies can be affected by various factors, including general or local economic conditions and political developments, general changes in market sentiment towards infrastructure assets, high interest costs in connection with capital construction and improvement programs, difficulty in raising capital, costs associated with compliance with changes in regulations, regulation or intervention by various government authorities, including government regulation of rates, inexperience with and potential losses resulting from the deregulation of a particular industry or sector, changes in tax laws, environmental problems, commodities markets disruptions (e.g., significant decreases in the price of oil), technological changes, surplus capacity, casualty losses, threat of terrorist attacks and changes in interest rates. Infrastructure-related companies may be adversely affected by the recent pandemic spread of the novel coronavirus known as COVID-19, which may cause decreased demand for infrastructure projects and increased delays or cancellations of infrastructure projects. The pandemic may affect certain types of infrastructure assets more than others (e.g., airports, toll roads, ports and midstream oil infrastructure companies). A company is considered to be an infrastructure-related company if at least 50% of its non-cash assets are infrastructure assets or 50% of its gross income or net profits are derived, directly or indirectly, from the ownership, management, construction, operation, utilization or financing of infrastructure assets.

Real estate securities risk. The value of real estate securities in general, and REITs in particular, are subject to the same risks as direct investments and will depend on the value of the underlying properties or the underlying loans or interest. The value of these securities will rise and fall in response to many factors, including economic conditions, the demand for rental property and interest rates. In particular, the value of these securities may decline when interest rates rise and will also be affected by the real estate market and by the management of the underlying properties. Real estate companies may be adversely affected by the recent pandemic spread of the novel coronavirus known as COVID-19, which has led to decreased economic activity, widespread business and other closures and rapid increases in unemployment that may cause increased defaults on rent, loans or other obligations and increase the probability of an economic recession or depression. Highly leveraged real estate companies are particularly vulnerable to the effects of an economic downturn (including an economic downturn caused by the COVID-19 pandemic). REITs may be more volatile and/or more illiquid than other types of equity securities.

Securities lending risk. Any decline in the value of a portfolio security that occurs while the security is out on loan is borne by the fund and will adversely affect performance. Also, there may be delays in recovery of securities loaned or even a loss of rights in the collateral should the borrower of the securities fail financially while holding the security.

ESG investing risk. When portfolio management considers ESG factors in its fundamental research process and when making investment decisions, there is a risk that the fund may forgo otherwise attractive investment opportunities or increase or decrease its exposure to certain types of issuers and, therefore, may underperform funds that do not consider ESG factors.

Operational and technology risk. Cyber-attacks, disruptions or failures that affect the fund's service providers or counterparties, issuers of securities held by the fund, or other market participants may adversely affect the fund and its shareholders, including by causing losses for the fund or impairing fund operations. For example, the fund's or its service providers' assets or sensitive or confidential information may be misappropriated, data may be corrupted and operations may be disrupted (e.g., cyber-attacks, operational failures or broader disruptions may cause the release of private shareholder information or confidential fund information, interfere with the processing of shareholder transactions, impact the ability to calculate the fund's net asset value and impede trading). Market events and disruptions also may trigger a volume of transactions that overloads current information technology and communication systems and processes, impacting the ability to conduct the fund's operations.

While the fund and its service providers may establish business continuity and other plans and processes that seek to address the possibility of and fallout from cyber-attacks, disruptions or failures, there are inherent limitations in such plans and systems, including that they do not apply to third parties, such as fund counterparties, issuers of securities held by the fund or other market participants, as well as the possibility that certain risks have not been identified or that unknown threats may emerge in the future and there is no assurance that such plans and processes will be effective. Among other situations, disruptions (for example, pandemics or health crises) that cause prolonged periods of remote work or significant employee absences at the fund's service providers could impact the ability to conduct the fund's operations. In addition, the fund cannot directly control any cybersecurity plans and systems put in place by its service providers, fund counterparties, issuers of securities held by the fund or other market participants.

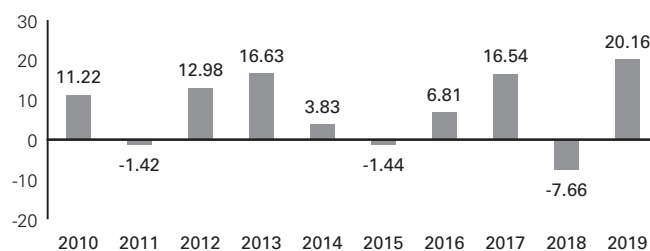
Active trading risk. Active securities trading could raise transaction costs (thus lowering returns).

PAST PERFORMANCE

How a fund's returns vary from year to year can give an idea of its risk; so can comparing fund performance to overall market performance (as measured by an appropriate market index). Past performance may not indicate future results. All performance figures below assume that dividends and distributions were reinvested. For more recent performance figures, go to dws.com (the Web site does not form a part of this prospectus) or call the telephone number included in this prospectus. This information does not reflect fees associated with the separate account that invests in the fund or any variable life insurance policy or variable annuity contract for which the fund is an investment option. These fees will reduce returns.

Prior to May 1, 2012, the fund was named DWS Balanced VIP and operated with a different objective and investment strategy. Performance would have been different if the fund's current investment strategy had been in effect.

CALENDAR YEAR TOTAL RETURNS (%) (CLASS A)



	Returns	Period ending
Best Quarter	9.94%	March 31, 2019
Worst Quarter	-10.36%	September 30, 2011
Year-to-Date	-15.51%	March 31, 2020

AVERAGE ANNUAL TOTAL RETURNS

(For periods ended 12/31/2019 expressed as a %)

	Class Inception	1 Year	5 Years	10 Years
Class A before tax	4/6/1982	20.16	6.36	7.40
MSCI All Country World Index (reflects no deduction for fees, expenses or taxes)		26.60	8.41	8.79
Blended Index 60/40 (reflects no deduction for fees, expenses or taxes)		19.56	6.58	7.15
Bloomberg Barclays U.S. Universal Index (reflects no deduction for fees, expenses or taxes)		9.29	3.44	4.12
S&P Target Risk Moderate Index (reflects no deduction for fees, expenses or taxes)		15.71	5.44	6.10
Blended Index 50/50 (reflects no deduction for fees, expenses or taxes)		16.21	5.50	6.35

Blended Index 60/40 consists of a blend of 60% MSCI All Country World Index and 40% Bloomberg Barclays U.S. Universal Index.

Blended Index 50/50 consists of an equally weighted blend (50%/50%) of the MSCI World High Dividend Yield Index and Bloomberg Barclays U.S. Universal Index.

The MSCI All Country World Index has replaced the S&P Target Risk Moderate Index as the fund's primary comparative broad-based securities market index. The Blended Index 60/40 and the Bloomberg Barclays U.S. Universal Index have replaced the Blended Index 50/50 as the additional secondary and tertiary comparative indexes, respectively. The Advisor believes that the new indexes collectively better represent the fund's investment strategy and overall strategic asset allocations and are therefore more suitable for performance comparison.

MANAGEMENT

Investment Advisor

DWS Investment Management Americas, Inc.

Portfolio Manager(s)

Dokyoung Lee, CFA, Director. Portfolio Manager of the fund. Began managing the fund in 2018.

Di Kumble, CFA, Managing Director. Portfolio Manager of the fund. Began managing the fund in 2014.

Thomas M. Farina, CFA, Managing Director. Portfolio Manager of the fund. Began managing the fund in 2019.

Scott Agi, CFA, Director. Portfolio Manager of the fund. Began managing the fund in 2019.

Darwei Kung, Managing Director. Portfolio Manager of the fund. Began managing the fund in 2013.

PURCHASE AND SALE OF FUND SHARES

The fund is intended for use in a variable insurance product. You should contact the sponsoring insurance company for information on how to purchase and sell shares of the fund.

TAX INFORMATION

The fund normally distributes its net investment income and realized capital gains, if any, to its shareholders, the separate accounts of participating insurance companies. These distributions may not be taxable to the holders of variable annuity contracts and variable life insurance policies. For information concerning the federal income tax consequences for the holders of such contracts or policies, holders should consult the prospectus used in connection with the issuance of their particular contracts or policies.

PAYMENTS TO FINANCIAL INTERMEDIARIES

If you purchase shares of the fund through selected affiliated and unaffiliated brokers, dealers, participating insurance companies or other financial intermediaries, the fund, the Advisor, and/or the Advisor's affiliates, may pay the financial intermediary for the sale of fund shares and related services. These payments may create a conflict of interest by influencing the financial intermediary and your salesperson to recommend the fund over another investment. Ask your salesperson or visit your insurance company's Web site for more information.

DWS Global Equity VIP

Class A

Before you invest, you may want to review the fund's prospectus, which contains more information about the fund and its risks. You can find the fund's prospectus, reports to shareholders, Statement of Additional Information and other information about the fund online at dws.com/vipros. You can also get this information at no cost by e-mailing a request to service@dws.com, calling (800) 728-3337 or by contacting your insurance company. The Prospectus and Statement of Additional Information, both dated May 1, 2020, as may be revised or supplemented from time to time, are incorporated by reference into this Summary Prospectus.

Beginning on January 1, 2021, as permitted by regulations adopted by the Securities and Exchange Commission, you may not be receiving paper copies of the fund's shareholder reports from the insurance company that offers your contract unless you specifically request paper copies from your insurance company or from your financial intermediary. Instead, the shareholder reports will be made available on a Web site, and your insurance company will notify you by mail each time a report is posted and provide you with a Web site link to access the report. Instructions for requesting paper copies will be provided by your insurance company.

If you already elected to receive shareholder reports electronically, you will not be affected by this change and you need not take any action. You may elect to receive shareholder reports and other communications from your insurance company electronically by following the instructions provided by your insurance company.

You may elect to receive all future reports in paper free of charge from your insurance company. If your insurance company informs you that future reports will be delivered via Web access, you can inform your insurance company that you wish to continue receiving paper copies of your shareholder reports by following the instructions provided by your insurance company.

INVESTMENT OBJECTIVE

The fund seeks capital appreciation.

FEES AND EXPENSES

This table describes the fees and expenses you may pay if you buy and hold shares of the fund. This information does not reflect fees associated with the separate account that invests in the fund or any variable life insurance policy or variable annuity contract for which the fund is an investment option. These fees will increase expenses.

SHAREHOLDER FEES

(paid directly from your investment)	None
--------------------------------------	------

ANNUAL FUND OPERATING EXPENSES

(expenses that you pay each year as a % of the value of your investment)

Management fee	0.65
Distribution/service (12b-1) fees	None
Other expenses	0.57
Total annual fund operating expenses	1.22
Fee waiver/expense reimbursement	0.38
Total annual fund operating expenses after fee waiver/expense reimbursement	0.84

The Advisor has contractually agreed through April 30, 2021 to waive its fees and/or reimburse certain operating expenses of the fund to the extent necessary to maintain the fund's total annual operating expenses (excluding certain expenses such as extraordinary expenses, taxes, brokerage and interest expenses and acquired funds fees and expenses) at a ratio no higher than 0.84% for Class A shares. The agreement may only be terminated with the consent of the fund's Board.

EXAMPLE

This Example is intended to help you compare the cost of investing in the fund with the cost of investing in other mutual funds. The Example assumes that you invest \$10,000 in the fund for the time periods indicated and then redeem all of your shares at the end of those periods. The Example also assumes that your investment has a 5% return each year and that the fund's operating expenses (including one year of capped expenses in each period) remain the same. This example does not reflect any fees or sales charges imposed by a variable contract for which the fund is an investment option. If they were included, your costs would be higher.

Although your actual costs may be higher or lower, based on these assumptions your costs would be:

1 Year	3 Years	5 Years	10 Years
\$86	\$350	\$634	\$1,444

PORTFOLIO TURNOVER

The fund pays transaction costs, such as commissions, when it buys and sells securities (or “turns over” its portfolio). A higher portfolio turnover may indicate higher transaction costs. These costs are not reflected in annual fund operating expenses or in the expense example, and can affect the fund’s performance. During the most recent fiscal year, the fund’s portfolio turnover rate was 12% of the average value of its portfolio.

PRINCIPAL INVESTMENT STRATEGIES

Main investments. Under normal circumstances, the fund invests at least 80% of its assets, determined at the time of purchase, in equity securities and other securities with equity characteristics. For purposes of the fund’s 80% investment policy, the term “assets” means the fund’s net assets, plus the amount of any borrowings for investment purposes. In addition to common stock, other securities with equity characteristics include preferred stock, convertible securities, warrants and exchange-traded funds (ETFs). Although the fund can invest in companies of any size and from any country, it invests mainly in common stocks of established companies in countries with developed economies.

Under normal conditions, the fund will have investment exposure to at least three countries and combined direct and indirect exposure to foreign securities, foreign currencies and other foreign investments (measured on a gross basis) equal to at least 40% of the fund’s net assets. For purposes of the foregoing policy, an investment is considered to be an investment in a foreign security or foreign investment if the issuer is organized or located outside the US or is doing a substantial amount of business outside of the US. An issuer that derives at least 50% of its revenue from business outside the US or has at least 50% of its assets outside the US will be considered to be doing a substantial amount of business outside the US.

The fund may also invest a portion of its assets (typically not more than 35% of its net assets) in securities of companies located in emerging markets, such as those of many countries in Latin America, the Middle East, Eastern Europe, Asia and Africa. The fund may also invest up to 20% of its net assets in cash equivalents and US investment-grade fixed-income securities of any maturity or duration.

Management process. Portfolio management aims to add value through stock selection. In choosing securities, portfolio management employs a bottom-up selection process to identify companies it believes are well-positioned for growth. Portfolio management utilizes a proprietary investment process designed to identify attractive investments utilizing proprietary research, including regional and sector

research, conducted by in-house analysts. The investment process also takes into consideration various valuation metrics to assess the attractiveness of stocks and assists portfolio management in devising allocations among investable securities.

Portfolio management may consider information about Environmental, Social and Governance (ESG) issues in its fundamental research process and when making investment decisions.

Securities lending. The fund may lend securities (up to one-third of total assets) to approved institutions, such as registered broker-dealers, banks and pooled investment vehicles.

MAIN RISKS

There are several risk factors that could hurt the fund’s performance, cause you to lose money or cause the fund’s performance to trail that of other investments. The fund may not achieve its investment objective, and is not intended to be a complete investment program. An investment in the fund is not a deposit of a bank and is not insured or guaranteed by the Federal Deposit Insurance Corporation or any other governmental agency.

Stock market risk. When stock prices fall, you should expect the value of your investment to fall as well. Stock prices can be hurt by poor management on the part of the stock’s issuer, shrinking product demand and other business risks. These may affect single companies as well as groups of companies. The market as a whole may not favor the types of investments the fund makes, which could adversely affect a stock’s price, regardless of how well the company performs, or the fund’s ability to sell a stock at an attractive price. There is a chance that stock prices overall will decline because stock markets tend to move in cycles, with periods of rising and falling prices. Events in the US and global financial markets, including actions taken by the US Federal Reserve or foreign central banks to stimulate or stabilize economic growth, may at times result in unusually high market volatility which could negatively affect performance. To the extent that the fund invests in a particular geographic region, capitalization or sector, the fund’s performance may be affected by the general performance of that region, capitalization or sector.

Market disruption risk. Geopolitical and other events, including war, terrorism, economic uncertainty, trade disputes, public health crises and related geopolitical events have led, and in the future may lead, to disruptions in the US and world economies and markets, which may increase financial market volatility and have significant adverse direct or indirect effects on the fund and its investments. Market disruptions could cause the fund to lose money, experience significant redemptions, and encounter operational difficulties. Although multiple asset classes may be affected by a market disruption, the duration and effects may not be the same for all types of assets.

Recent market disruption events include the pandemic spread of the novel coronavirus known as COVID-19, and the significant uncertainty, market volatility, decreased economic and other activity and increased government activity that it has caused. Specifically, COVID-19 has led to significant death and morbidity, and concerns about its further spread have resulted in the closing of schools and non-essential businesses, cancellations, shelter-in-place orders, lower consumer spending in certain sectors, social distancing, bans on large social gatherings and travel, quarantines, government economic stimulus measures, reduced productivity, rapid increases in unemployment, increased demand for and strain on government and medical resources, border closings and global trade and supply chain interruptions, among others. The full effects, duration and costs of the COVID-19 pandemic are impossible to predict, and the circumstances surrounding the COVID-19 pandemic will continue to evolve. The pandemic may affect certain countries, industries, economic sectors, companies and investment products more than others, may exacerbate existing economic, political, or social tensions and may increase the probability of an economic recession or depression. The fund and its investments may be adversely affected by the effects of the COVID-19 pandemic, and a prolonged pandemic may result in the fund and its service providers experiencing operational difficulties in coordinating a remote workforce and implementing their business continuity plans, among others.

Growth investing risk. As a category, growth stocks may underperform value stocks (and the stock market as a whole) over any period of time. Because the prices of growth stocks are based largely on the expectation of future earnings, growth stock prices can decline rapidly and significantly in reaction to negative news about such factors as earnings, the economy, political developments, or other news.

Small company risk. Small company stocks tend to be more volatile than medium-sized or large company stocks. Because stock analysts are less likely to follow small companies, less information about them is available to investors. Industry-wide reversals may have a greater impact on small companies, since they may lack the financial resources of larger companies. Small company stocks are typically less liquid than large company stocks.

Foreign investment risk. The fund faces the risks inherent in foreign investing. Adverse political, economic or social developments, as well as US and foreign government actions such as the imposition of tariffs, economic and trade sanctions or embargoes, could undermine the value of the fund's investments, prevent the fund from realizing the full value of its investments or prevent the fund from selling securities it holds. In June 2016, citizens of the United Kingdom approved a referendum to leave the European Union (EU) and in March 2017, the United Kingdom initiated the formal process of withdrawing from

the EU. On January 31, 2020, the United Kingdom officially withdrew from the EU pursuant to a withdrawal agreement, providing for a transition period, initially through December 31, 2020, in which the United Kingdom will seek to negotiate and finalize a trade deal with the EU, but that may be extended for up to two years. During this transition period, the United Kingdom will effectively remain in the EU from an economic perspective but will no longer have any political representation on the EU parliament. Significant uncertainty exists regarding the outcome of these negotiations and any adverse economic and political effects it may have on the United Kingdom, other EU countries and the global economy.

Financial reporting standards for companies based in foreign markets differ from those in the US. Additionally, foreign securities markets generally are smaller and less liquid than US markets. To the extent that the fund invests in non-US dollar denominated foreign securities, changes in currency exchange rates may affect the US dollar value of foreign securities or the income or gain received on these securities.

Emerging markets risk. Foreign investment risks are greater in emerging markets than in developed markets. Investments in emerging markets are often considered speculative.

Currency risk. Changes in currency exchange rates may affect the value of the fund's investments and the fund's share price. The value of currencies are influenced by a variety of factors, that include: interest rates, national debt levels and trade deficits, changes in balances of payments and trade, domestic and foreign interest and inflation rates, global or regional political, economic or financial events, monetary policies of governments, actual or potential government intervention, global energy prices, political instability and government monetary policies and the buying or selling of currency by a country's government. Investments in foreign currencies are subject to the risk that those currencies will decline in value relative to the US dollar or, in the case of hedged positions, that the US dollar will decline relative to the currency being hedged. Currency exchange rates can be volatile and can change quickly and unpredictably, thereby impacting the value of the fund's investments.

Regional focus risk. Focusing investments in a single country or few countries, or regions, involves increased currency, political, regulatory and other risks. Market swings in such a targeted country, countries or regions are likely to have a greater effect on fund performance than they would in a more geographically diversified fund.

Pricing risk. If market conditions make it difficult to value some investments, the fund may value these investments using more subjective methods, such as fair value pricing. In such cases, the value determined for an investment

could be different from the value realized upon such investment's sale. As a result, you could pay more than the market value when buying fund shares or receive less than the market value when selling fund shares.

ETF risk. Because ETFs trade on a securities exchange, their shares may trade at a premium or discount to their net asset value. An ETF is subject to the risks of the assets in which it invests as well as those of the investment strategy it follows. The fund may incur brokerage costs when it buys and sells shares of an ETF and also bears its proportionate share of the ETF's fees and expenses, which are passed through to ETF shareholders.

Security selection risk. The securities in the fund's portfolio may decline in value. Portfolio management could be wrong in its analysis of industries, companies, economic trends, the relative attractiveness of different securities or other matters.

Securities lending risk. Any decline in the value of a portfolio security that occurs while the security is out on loan is borne by the fund and will adversely affect performance. Also, there may be delays in recovery of securities loaned or even a loss of rights in the collateral should the borrower of the securities fail financially while holding the security.

Counterparty risk. A financial institution or other counterparty with whom the fund does business, or that underwrites, distributes or guarantees any investments or contracts that the fund owns or is otherwise exposed to, may decline in financial health and become unable to honor its commitments. This could cause losses for the fund or could delay the return or delivery of collateral or other assets to the fund.

Liquidity risk. In certain situations, it may be difficult or impossible to sell an investment and/or the fund may sell certain investments at a price or time that is not advantageous in order to meet redemption requests or other cash needs. Unusual market conditions, such as an unusually high volume of redemptions or other similar conditions could increase liquidity risk for the fund.

Credit risk. The fund's performance could be hurt if an issuer of a debt security suffers an adverse change in financial condition that results in the issuer not making timely payments of interest or principal, a security downgrade or an inability to meet a financial obligation.

Interest rate risk. When interest rates rise, prices of debt securities generally decline. The longer the duration of the fund's debt securities, the more sensitive the fund will be to interest rate changes. (As a general rule, a 1% rise in interest rates means a 1% fall in value for every year of duration.) Recent and potential future changes in monetary policy made by central banks or governments are likely to affect the level of interest rates. Rising interest rates may prompt redemptions from the fund, which may force the

fund to sell investments at a time when it is not advantageous to do so, which could result in losses. The fund may be subject to a greater risk of rising interest rates due to the current period of historically low rates.

ESG investing risk. When portfolio management considers ESG factors in its fundamental research process and when making investment decisions, there is a risk that the fund may forgo otherwise attractive investment opportunities or increase or decrease its exposure to certain types of issuers and, therefore, may underperform funds that do not consider ESG factors.

Operational and technology risk. Cyber-attacks, disruptions or failures that affect the fund's service providers or counterparties, issuers of securities held by the fund, or other market participants may adversely affect the fund and its shareholders, including by causing losses for the fund or impairing fund operations. For example, the fund's or its service providers' assets or sensitive or confidential information may be misappropriated, data may be corrupted and operations may be disrupted (e.g., cyber-attacks, operational failures or broader disruptions may cause the release of private shareholder information or confidential fund information, interfere with the processing of shareholder transactions, impact the ability to calculate the fund's net asset value and impede trading). Market events and disruptions also may trigger a volume of transactions that overloads current information technology and communication systems and processes, impacting the ability to conduct the fund's operations.

While the fund and its service providers may establish business continuity and other plans and processes that seek to address the possibility of and fallout from cyber-attacks, disruptions or failures, there are inherent limitations in such plans and systems, including that they do not apply to third parties, such as fund counterparties, issuers of securities held by the fund or other market participants, as well as the possibility that certain risks have not been identified or that unknown threats may emerge in the future and there is no assurance that such plans and processes will be effective. Among other situations, disruptions (for example, pandemics or health crises) that cause prolonged periods of remote work or significant employee absences at the fund's service providers could impact the ability to conduct the fund's operations. In addition, the fund cannot directly control any cybersecurity plans and systems put in place by its service providers, fund counterparties, issuers of securities held by the fund or other market participants.

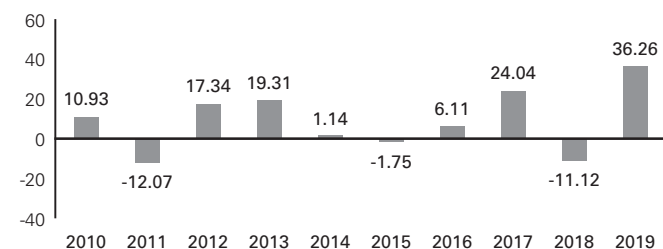
PAST PERFORMANCE

How a fund's returns vary from year to year can give an idea of its risk; so can comparing fund performance to overall market performance (as measured by an appropriate market index). Past performance may not indicate future results. All performance figures below assume that dividends and distributions were reinvested. For more

recent performance figures, go to dws.com (the Web site does not form a part of this prospectus) or call the telephone number included in this prospectus. This information does not reflect fees associated with the separate account that invests in the fund or any variable life insurance policy or variable annuity contract for which the fund is an investment option. These fees will reduce returns.

Prior to July 12, 2013, the fund was named DWS Diversified International Equity VIP and had a subadvisor and a different investment management team that operated with a different investment strategy. Performance would have been different if the fund's current investment strategy had been in effect.

CALENDAR YEAR TOTAL RETURNS (%) (CLASS A)



	Returns	Period ending
Best Quarter	18.12%	March 31, 2019
Worst Quarter	-19.45%	September 30, 2011
Year-to-Date	-17.70%	March 31, 2020

AVERAGE ANNUAL TOTAL RETURNS

(For periods ended 12/31/2019 expressed as a %)

	Class Inception	1 Year	5 Years	10 Years
Class A before tax	1/6/1992	36.26	9.39	8.02
MSCI All Country World Index (reflects no deduction for fees, expenses or taxes)		26.60	8.41	8.79

MANAGEMENT

Investment Advisor

DWS Investment Management Americas, Inc.

Portfolio Manager(s)

Sebastian P. Werner, PhD, Director. Portfolio Manager of the fund. Began managing the fund in 2013.

PURCHASE AND SALE OF FUND SHARES

The fund is intended for use in a variable insurance product. You should contact the sponsoring insurance company for information on how to purchase and sell shares of the fund.

TAX INFORMATION

The fund normally distributes its net investment income and realized capital gains, if any, to its shareholders, the separate accounts of participating insurance companies. These distributions may not be taxable to the holders of variable annuity contracts and variable life insurance policies. For information concerning the federal income tax consequences for the holders of such contracts or policies, holders should consult the prospectus used in connection with the issuance of their particular contracts or policies.

PAYMENTS TO FINANCIAL INTERMEDIARIES

If you purchase shares of the fund through selected affiliated and unaffiliated brokers, dealers, participating insurance companies or other financial intermediaries, the fund, the Advisor, and/or the Advisor's affiliates, may pay the financial intermediary for the sale of fund shares and related services. These payments may create a conflict of interest by influencing the financial intermediary and your salesperson to recommend the fund over another investment. Ask your salesperson or visit your insurance company's Web site for more information.

DWS Small Mid Cap Value VIP

Class A

Before you invest, you may want to review the fund's prospectus, which contains more information about the fund and its risks. You can find the fund's prospectus, reports to shareholders, Statement of Additional Information and other information about the fund online at dws.com/vipros. You can also get this information at no cost by e-mailing a request to service@dws.com, calling (800) 728-3337 or by contacting your insurance company. The Prospectus and Statement of Additional Information, both dated May 1, 2020, as may be revised or supplemented from time to time, are incorporated by reference into this Summary Prospectus.

Beginning on January 1, 2021, as permitted by regulations adopted by the Securities and Exchange Commission, you may not be receiving paper copies of the fund's shareholder reports from the insurance company that offers your contract unless you specifically request paper copies from your insurance company or from your financial intermediary. Instead, the shareholder reports will be made available on a Web site, and your insurance company will notify you by mail each time a report is posted and provide you with a Web site link to access the report. Instructions for requesting paper copies will be provided by your insurance company.

If you already elected to receive shareholder reports electronically, you will not be affected by this change and you need not take any action. You may elect to receive shareholder reports and other communications from your insurance company electronically by following the instructions provided by your insurance company.

You may elect to receive all future reports in paper free of charge from your insurance company. If your insurance company informs you that future reports will be delivered via Web access, you can inform your insurance company that you wish to continue receiving paper copies of your shareholder reports by following the instructions provided by your insurance company.

INVESTMENT OBJECTIVE

The fund seeks long-term capital appreciation.

FEES AND EXPENSES

This table describes the fees and expenses you may pay if you buy and hold shares of the fund. This information does not reflect fees associated with the separate account that invests in the fund or any variable life insurance policy or variable annuity contract for which the fund is an investment option. These fees will increase expenses.

SHAREHOLDER FEES

(paid directly from your investment)	None
--------------------------------------	------

ANNUAL FUND OPERATING EXPENSES

(expenses that you pay each year as a % of the value of your investment)

Management fee	0.65
Distribution/service (12b-1) fees	None
Other expenses	0.23
Total annual fund operating expenses	0.88
Fee waiver/expense reimbursement	0.06
Total annual fund operating expenses after fee waiver/expense reimbursement	0.82

The Advisor has contractually agreed through April 30, 2021 to waive its fees and/or reimburse certain operating expenses of the fund to the extent necessary to maintain the fund's total annual operating expenses (excluding certain expenses such as extraordinary expenses, taxes, brokerage and interest expenses and acquired funds fees and expenses) at a ratio no higher than 0.82% for Class A shares. The agreement may only be terminated with the consent of the fund's Board.

EXAMPLE

This Example is intended to help you compare the cost of investing in the fund with the cost of investing in other mutual funds. The Example assumes that you invest \$10,000 in the fund for the time periods indicated and then redeem all of your shares at the end of those periods. The Example also assumes that your investment has a 5% return each year and that the fund's operating expenses (including one year of capped expenses in each period) remain the same. This example does not reflect any fees or sales charges imposed by a variable contract for which the fund is an investment option. If they were included, your costs would be higher.

Although your actual costs may be higher or lower, based on these assumptions your costs would be:

1 Year	3 Years	5 Years	10 Years
\$84	\$275	\$482	\$1,079

PORTFOLIO TURNOVER

The fund pays transaction costs, such as commissions, when it buys and sells securities (or “turns over” its portfolio). A higher portfolio turnover may indicate higher transaction costs. These costs are not reflected in annual fund operating expenses or in the expense example, and can affect the fund’s performance. During the most recent fiscal year, the fund’s portfolio turnover rate was 55% of the average value of its portfolio.

PRINCIPAL INVESTMENT STRATEGIES

Main investments. Under normal circumstances, the fund invests at least 80% of net assets, plus the amount of any borrowings for investment purposes, in undervalued common stocks of small and mid-size US companies. The fund defines small companies as those that are similar in market value to those in the Russell 2000[®] Value Index. While the market capitalization of the Russell 2000[®] Value Index changes throughout the year, as of February 29, 2020, the market capitalization range of the Russell 2000[®] Value Index was between \$18.4 million and \$6.6 billion. Under normal circumstances, the Russell 2000[®] Value Index is reconstituted annually every June. The fund defines mid-size companies as those that are similar in market value to those in the Russell Midcap[®] Value Index. While the market capitalization range of the Russell Midcap[®] Value Index changes throughout the year, as of February 29, 2020, the market capitalization range of the Russell Midcap[®] Value Index was between \$4.3 million and \$44.6 billion. Under normal circumstances, the Russell Midcap[®] Value Index is reconstituted annually every June. The fund intends to invest primarily in companies whose market capitalizations fall within the normal range of each index at the time of investment.

While the fund invests mainly in US stocks, it could invest up to 20% of net assets in foreign securities.

The fund’s equity investments are mainly common stocks, but may also include other types of equities such as preferred or convertible stocks. The fund may also invest in initial public offerings and real estate investment trusts (REITs).

Management process. In choosing stocks, portfolio management uses proprietary quantitative models to identify and acquire holdings for the fund. The quantitative models are research based and identify primarily fundamental factors, including valuation, momentum, profitability, earnings and sales growth, which have been effective sources of return historically. These are dynamic models with different factor weights for different industry

groupings. The fund’s portfolio is constructed based on this quantitative process that strives to maximize returns while maintaining a risk profile similar to the fund’s benchmark index.

Portfolio management may sell a security when its quantitative model indicates that other investments are more attractive, when the company no longer meets performance or risk expectations, or to maintain portfolio characteristics similar to the fund’s benchmark.

All investment decisions are made within risk parameters set by portfolio management. The factors considered and models used by portfolio management may be adjusted from time to time and may favor different types of securities from different industries and companies at different times.

Portfolio management may consider information about Environmental, Social and Governance (ESG) issues in its fundamental research process and when making investment decisions.

Securities lending. The fund may lend securities (up to one-third of total assets) to approved institutions, such as registered broker-dealers, banks and pooled investment vehicles.

MAIN RISKS

There are several risk factors that could hurt the fund’s performance, cause you to lose money or cause the fund’s performance to trail that of other investments. The fund may not achieve its investment objective, and is not intended to be a complete investment program. An investment in the fund is not a deposit of a bank and is not insured or guaranteed by the Federal Deposit Insurance Corporation or any other governmental agency.

Stock market risk. When stock prices fall, you should expect the value of your investment to fall as well. Stock prices can be hurt by poor management on the part of the stock’s issuer, shrinking product demand and other business risks. These may affect single companies as well as groups of companies. The market as a whole may not favor the types of investments the fund makes, which could adversely affect a stock’s price, regardless of how well the company performs, or the fund’s ability to sell a stock at an attractive price. There is a chance that stock prices overall will decline because stock markets tend to move in cycles, with periods of rising and falling prices. Events in the US and global financial markets, including actions taken by the US Federal Reserve or foreign central banks to stimulate or stabilize economic growth, may at times result in unusually high market volatility which could negatively affect performance. To the extent that the fund invests in a particular geographic region, capitalization or sector, the fund’s performance may be affected by the general performance of that region, capitalization or sector.

Market disruption risk. Geopolitical and other events, including war, terrorism, economic uncertainty, trade disputes, public health crises and related geopolitical events have led, and in the future may lead, to disruptions in the US and world economies and markets, which may increase financial market volatility and have significant adverse direct or indirect effects on the fund and its investments. Market disruptions could cause the fund to lose money, experience significant redemptions, and encounter operational difficulties. Although multiple asset classes may be affected by a market disruption, the duration and effects may not be the same for all types of assets.

Recent market disruption events include the pandemic spread of the novel coronavirus known as COVID-19, and the significant uncertainty, market volatility, decreased economic and other activity and increased government activity that it has caused. Specifically, COVID-19 has led to significant death and morbidity, and concerns about its further spread have resulted in the closing of schools and non-essential businesses, cancellations, shelter-in-place orders, lower consumer spending in certain sectors, social distancing, bans on large social gatherings and travel, quarantines, government economic stimulus measures, reduced productivity, rapid increases in unemployment, increased demand for and strain on government and medical resources, border closings and global trade and supply chain interruptions, among others. The full effects, duration and costs of the COVID-19 pandemic are impossible to predict, and the circumstances surrounding the COVID-19 pandemic will continue to evolve. The pandemic may affect certain countries, industries, economic sectors, companies and investment products more than others, may exacerbate existing economic, political, or social tensions and may increase the probability of an economic recession or depression. The fund and its investments may be adversely affected by the effects of the COVID-19 pandemic, and a prolonged pandemic may result in the fund and its service providers experiencing operational difficulties in coordinating a remote workforce and implementing their business continuity plans, among others.

Small company risk. Small company stocks tend to be more volatile than medium-sized or large company stocks. Because stock analysts are less likely to follow small companies, less information about them is available to investors. Industry-wide reversals may have a greater impact on small companies, since they may lack the financial resources of larger companies. Small company stocks are typically less liquid than large company stocks.

Medium-sized company risk. Medium-sized company stocks tend to be more volatile than large company stocks. Because stock analysts are less likely to follow medium-sized companies, less information about them is available to investors. Industry-wide reversals may have a greater impact on medium-sized companies, since they lack the

financial resources of larger companies. Medium-sized company stocks are typically less liquid than large company stocks.

Value investing risk. As a category, value stocks may underperform growth stocks (and the stock market as a whole) over any period of time. In addition, value stocks selected for investment by portfolio management may not perform as anticipated.

Security selection risk. The securities in the fund's portfolio may decline in value. Portfolio management could be wrong in its analysis of industries, companies, economic trends, the relative attractiveness of different securities or other matters.

Quantitative model risk. The fund's strategy relies heavily on quantitative models and the analysis of specific metrics to construct the fund's portfolio. The impact of these metrics on a stock's performance can be difficult to predict, and stocks that previously possessed certain desirable quantitative characteristics may not continue to demonstrate those same characteristics in the future. In addition, relying on quantitative models entails the risk that the models themselves may be limited or incorrect, that the data on which the models rely may be incorrect or incomplete, and that the Advisor may not be successful in selecting companies for investment or determining the weighting of particular stocks in the fund's portfolio. Any of these factors could cause the fund to underperform funds with similar strategies that do not select stocks based on quantitative analysis.

Focus risk. To the extent that the fund focuses its investments in particular industries, asset classes or sectors of the economy, any market price movements, regulatory or technological changes, or economic conditions affecting companies in those industries, asset classes or sectors may have a significant impact on the fund's performance.

Foreign investment risk. The fund faces the risks inherent in foreign investing. Adverse political, economic or social developments, as well as US and foreign government actions such as the imposition of tariffs, economic and trade sanctions or embargoes, could undermine the value of the fund's investments, prevent the fund from realizing the full value of its investments or prevent the fund from selling securities it holds. In June 2016, citizens of the United Kingdom approved a referendum to leave the European Union (EU) and in March 2017, the United Kingdom initiated the formal process of withdrawing from the EU. On January 31, 2020, the United Kingdom officially withdrew from the EU pursuant to a withdrawal agreement, providing for a transition period, initially through December 31, 2020, in which the United Kingdom will seek to negotiate and finalize a trade deal with the EU, but that may be extended for up to two years. During this transition period, the United Kingdom will effectively remain in the EU from an economic perspective but will no longer have any political representation on the EU parliament. Significant uncertainty exists regarding the outcome

of these negotiations and any adverse economic and political effects it may have on the United Kingdom, other EU countries and the global economy.

Financial reporting standards for companies based in foreign markets differ from those in the US. Additionally, foreign securities markets generally are smaller and less liquid than US markets. To the extent that the fund invests in non-US dollar denominated foreign securities, changes in currency exchange rates may affect the US dollar value of foreign securities or the income or gain received on these securities.

Real estate securities risk. The value of real estate securities in general, and REITs in particular, are subject to the same risks as direct investments and will depend on the value of the underlying properties or the underlying loans or interest. The value of these securities will rise and fall in response to many factors, including economic conditions, the demand for rental property and interest rates. In particular, the value of these securities may decline when interest rates rise and will also be affected by the real estate market and by the management of the underlying properties. Real estate companies may be adversely affected by the recent pandemic spread of the novel coronavirus known as COVID-19, which has led to decreased economic activity, widespread business and other closures and rapid increases in unemployment that may cause increased defaults on rent, loans or other obligations and increase the probability of an economic recession or depression. Highly leveraged real estate companies are particularly vulnerable to the effects of an economic downturn (including an economic downturn caused by the COVID-19 pandemic). REITs may be more volatile and/or more illiquid than other types of equity securities.

Pricing risk. If market conditions make it difficult to value some investments, the fund may value these investments using more subjective methods, such as fair value pricing. In such cases, the value determined for an investment could be different from the value realized upon such investment's sale. As a result, you could pay more than the market value when buying fund shares or receive less than the market value when selling fund shares.

Securities lending risk. Any decline in the value of a portfolio security that occurs while the security is out on loan is borne by the fund and will adversely affect performance. Also, there may be delays in recovery of securities loaned or even a loss of rights in the collateral should the borrower of the securities fail financially while holding the security.

Counterparty risk. A financial institution or other counterparty with whom the fund does business, or that underwrites, distributes or guarantees any investments or contracts that the fund owns or is otherwise exposed to, may decline in financial health and become unable to

honor its commitments. This could cause losses for the fund or could delay the return or delivery of collateral or other assets to the fund.

Liquidity risk. In certain situations, it may be difficult or impossible to sell an investment and/or the fund may sell certain investments at a price or time that is not advantageous in order to meet redemption requests or other cash needs. Unusual market conditions, such as an unusually high volume of redemptions or other similar conditions could increase liquidity risk for the fund.

IPO risk. Prices of securities bought in an initial public offering (IPO) may rise and fall rapidly, often because of investor perceptions rather than economic reasons. To the extent a mutual fund is small in size, its IPO investments may have a significant impact on its performance since they may represent a larger proportion of the fund's overall portfolio as compared to the portfolio of a larger fund.

ESG investing risk. When portfolio management considers ESG factors in its fundamental research process and when making investment decisions, there is a risk that the fund may forgo otherwise attractive investment opportunities or increase or decrease its exposure to certain types of issuers and, therefore, may underperform funds that do not consider ESG factors.

Operational and technology risk. Cyber-attacks, disruptions or failures that affect the fund's service providers or counterparties, issuers of securities held by the fund, or other market participants may adversely affect the fund and its shareholders, including by causing losses for the fund or impairing fund operations. For example, the fund's or its service providers' assets or sensitive or confidential information may be misappropriated, data may be corrupted and operations may be disrupted (e.g., cyber-attacks, operational failures or broader disruptions may cause the release of private shareholder information or confidential fund information, interfere with the processing of shareholder transactions, impact the ability to calculate the fund's net asset value and impede trading). Market events and disruptions also may trigger a volume of transactions that overloads current information technology and communication systems and processes, impacting the ability to conduct the fund's operations.

While the fund and its service providers may establish business continuity and other plans and processes that seek to address the possibility of and fallout from cyber-attacks, disruptions or failures, there are inherent limitations in such plans and systems, including that they do not apply to third parties, such as fund counterparties, issuers of securities held by the fund or other market participants, as well as the possibility that certain risks have not been identified or that unknown threats may emerge in the future and there is no assurance that such plans and processes will be effective. Among other situations, disruptions (for example, pandemics or health crises) that cause prolonged periods of remote work or significant employee absences at the fund's service providers

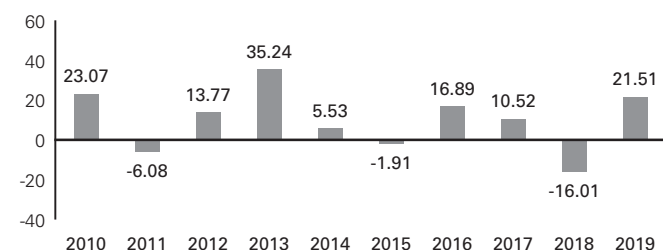
could impact the ability to conduct the fund's operations. In addition, the fund cannot directly control any cybersecurity plans and systems put in place by its service providers, fund counterparties, issuers of securities held by the fund or other market participants.

PAST PERFORMANCE

How a fund's returns vary from year to year can give an idea of its risk; so can comparing fund performance to overall market performance (as measured by an appropriate market index). Past performance may not indicate future results. All performance figures below assume that dividends and distributions were reinvested. For more recent performance figures, go to dws.com (the Web site does not form a part of this prospectus) or call the telephone number included in this prospectus. This information does not reflect fees associated with the separate account that invests in the fund or any variable life insurance policy or variable annuity contract for which the fund is an investment option. These fees will reduce returns.

Prior to September 3, 2013, the fund had a subadvisor and a different investment management team that operated with a different investment strategy. Performance would have been different if the fund's current investment strategy had been in effect.

CALENDAR YEAR TOTAL RETURNS (%) (CLASS A)



	Returns	Period ending
Best Quarter	14.48%	March 31, 2013
Worst Quarter	-20.81%	September 30, 2011
Year-to-Date	-34.19%	March 31, 2020

AVERAGE ANNUAL TOTAL RETURNS

(For periods ended 12/31/2019 expressed as a %)

	Class Inception	1 Year	5 Years	10 Years
Class A before tax	5/1/1996	21.51	5.28	9.27
Russell 2500 Value Index (reflects no deduction for fees, expenses or taxes)		23.56	7.18	11.25

MANAGEMENT

Investment Advisor

DWS Investment Management Americas, Inc.

Portfolio Manager(s)

Pankaj Bhatnagar, PhD, Managing Director. Portfolio Manager of the fund. Began managing the fund in 2019.

Arno V. Puskar, Director. Portfolio Manager of the fund. Began managing the fund in 2019.

PURCHASE AND SALE OF FUND SHARES

The fund is intended for use in a variable insurance product. You should contact the sponsoring insurance company for information on how to purchase and sell shares of the fund.

TAX INFORMATION

The fund normally distributes its net investment income and realized capital gains, if any, to its shareholders, the separate accounts of participating insurance companies. These distributions may not be taxable to the holders of variable annuity contracts and variable life insurance policies. For information concerning the federal income tax consequences for the holders of such contracts or policies, holders should consult the prospectus used in connection with the issuance of their particular contracts or policies.

PAYMENTS TO FINANCIAL INTERMEDIARIES

If you purchase shares of the fund through selected affiliated and unaffiliated brokers, dealers, participating insurance companies or other financial intermediaries, the fund, the Advisor, and/or the Advisor's affiliates, may pay the financial intermediary for the sale of fund shares and related services. These payments may create a conflict of interest by influencing the financial intermediary and your salesperson to recommend the fund over another investment. Ask your salesperson or visit your insurance company's Web site for more information.

DWS International Growth VIP

Class A

Before you invest, you may want to review the fund's prospectus, which contains more information about the fund and its risks. You can find the fund's prospectus, reports to shareholders, Statement of Additional Information and other information about the fund online at dws.com/vipros. You can also get this information at no cost by e-mailing a request to service@dws.com, calling (800) 728-3337 or by contacting your insurance company. The Prospectus and Statement of Additional Information, both dated May 1, 2020, as may be revised or supplemented from time to time, are incorporated by reference into this Summary Prospectus.

Beginning on January 1, 2021, as permitted by regulations adopted by the Securities and Exchange Commission, you may not be receiving paper copies of the fund's shareholder reports from the insurance company that offers your contract unless you specifically request paper copies from your insurance company or from your financial intermediary. Instead, the shareholder reports will be made available on a Web site, and your insurance company will notify you by mail each time a report is posted and provide you with a Web site link to access the report. Instructions for requesting paper copies will be provided by your insurance company.

If you already elected to receive shareholder reports electronically, you will not be affected by this change and you need not take any action. You may elect to receive shareholder reports and other communications from your insurance company electronically by following the instructions provided by your insurance company.

You may elect to receive all future reports in paper free of charge from your insurance company. If your insurance company informs you that future reports will be delivered via Web access, you can inform your insurance company that you wish to continue receiving paper copies of your shareholder reports by following the instructions provided by your insurance company.

INVESTMENT OBJECTIVE

The fund seeks long-term capital growth.

FEES AND EXPENSES

This table describes the fees and expenses you may pay if you buy and hold shares of the fund. This information does not reflect fees associated with the separate account that invests in the fund or any variable life insurance policy or variable annuity contract for which the fund is an investment option. These fees will increase expenses.

SHAREHOLDER FEES

(paid directly from your investment)	None
--------------------------------------	------

ANNUAL FUND OPERATING EXPENSES

(expenses that you pay each year as a % of the value of your investment)

Management fee	0.62
Distribution/service (12b-1) fees	None
Other expenses	1.02
Total annual fund operating expenses	1.64
Fee waiver/expense reimbursement	0.77
Total annual fund operating expenses after fee waiver/expense reimbursement	0.87

The Advisor has contractually agreed through April 30, 2021 to waive its fees and/or reimburse fund expenses to the extent necessary to maintain the fund's total annual operating expenses (excluding certain expenses such as extraordinary expenses, taxes, brokerage and interest expenses and acquired funds fees and expenses) at a ratio no higher than 0.87% for Class A shares. The agreement may only be terminated with the consent of the fund's Board.

EXAMPLE

This Example is intended to help you compare the cost of investing in the fund with the cost of investing in other mutual funds. The Example assumes that you invest \$10,000 in the fund for the time periods indicated and then redeem all of your shares at the end of those periods. The Example also assumes that your investment has a 5% return each year and that the fund's operating expenses (including one year of capped expenses in each period) remain the same. This example does not reflect any fees or sales charges imposed by a variable contract for which the fund is an investment option. If they were included, your costs would be higher.

Although your actual costs may be higher or lower, based on these assumptions your costs would be:

1 Year	3 Years	5 Years	10 Years
\$89	\$442	\$819	\$1,879

PORTFOLIO TURNOVER

The fund pays transaction costs, such as commissions, when it buys and sells securities (or “turns over” its portfolio). A higher portfolio turnover may indicate higher transaction costs. These costs are not reflected in annual fund operating expenses or in the expense example, and can affect the fund’s performance. During the most recent fiscal year, the fund’s portfolio turnover rate was 16% of the average value of its portfolio.

PRINCIPAL INVESTMENT STRATEGIES

Main Investments. The fund invests primarily in foreign equities (equities issued by foreign based companies and listed on foreign exchanges) and may invest in companies of any size and from any country, including countries with emerging economies. The fund’s equity investments may also include preferred stocks and other securities with equity characteristics, such as convertible securities and warrants.

The fund will generally invest less than 20% of its assets in US equities.

Management process. Portfolio management aims to add value through stock selection. In choosing securities, portfolio management employs a risk-balanced bottom-up selection process to identify companies it believes are well-positioned. Portfolio management utilizes a bottom-up investment process designed to identify attractive investments utilizing fundamental analysis, including regional and sector research, conducted by in-house analysts. The investment process aims to identify stocks that portfolio management believes present a compelling combination of superior growth and quality characteristics at attractive valuations. The resulting portfolio is risk balanced through diversification across companies at different growth lifecycle stages, and managed by seeking to appropriately size positions and adapt portfolio construction as market conditions change.

Portfolio management will normally sell a stock when its price fully reflects portfolio management’s estimate of its fundamental value, its fundamentals have deteriorated, other investments offer better opportunities or in the course of adjusting the fund’s exposure to a given country or sector.

Portfolio management may consider information about Environmental, Social and Governance (ESG) issues in its fundamental research process and when making investment decisions.

Securities lending. The fund may lend securities (up to one-third of total assets) to approved institutions, such as registered broker-dealers, banks and pooled investment vehicles.

MAIN RISKS

There are several risk factors that could hurt the fund’s performance, cause you to lose money or cause the fund’s performance to trail that of other investments. The fund may not achieve its investment objective, and is not intended to be a complete investment program. An investment in the fund is not a deposit of a bank and is not insured or guaranteed by the Federal Deposit Insurance Corporation or any other governmental agency.

Foreign investment risk. The fund faces the risks inherent in foreign investing. Adverse political, economic or social developments, as well as US and foreign government actions such as the imposition of tariffs, economic and trade sanctions or embargoes, could undermine the value of the fund’s investments, prevent the fund from realizing the full value of its investments or prevent the fund from selling securities it holds. In June 2016, citizens of the United Kingdom approved a referendum to leave the European Union (EU) and in March 2017, the United Kingdom initiated the formal process of withdrawing from the EU. On January 31, 2020, the United Kingdom officially withdrew from the EU pursuant to a withdrawal agreement, providing for a transition period, initially through December 31, 2020, in which the United Kingdom will seek to negotiate and finalize a trade deal with the EU, but that may be extended for up to two years. During this transition period, the United Kingdom will effectively remain in the EU from an economic perspective but will no longer have any political representation on the EU parliament. Significant uncertainty exists regarding the outcome of these negotiations and any adverse economic and political effects it may have on the United Kingdom, other EU countries and the global economy.

Financial reporting standards for companies based in foreign markets differ from those in the US. Additionally, foreign securities markets generally are smaller and less liquid than US markets. To the extent that the fund invests in non-US dollar denominated foreign securities, changes in currency exchange rates may affect the US dollar value of foreign securities or the income or gain received on these securities.

Emerging markets risk. Foreign investment risks are greater in emerging markets than in developed markets. Investments in emerging markets are often considered speculative.

Currency risk. Changes in currency exchange rates may affect the value of the fund’s investments and the fund’s share price. The value of currencies are influenced by a variety of factors, that include: interest rates, national debt levels and trade deficits, changes in balances of payments and trade, domestic and foreign interest and inflation rates, global or regional political, economic or financial events, monetary policies of governments, actual or potential government intervention, global energy prices, political instability and government monetary policies and

the buying or selling of currency by a country's government. Investments in foreign currencies are subject to the risk that those currencies will decline in value relative to the US dollar or, in the case of hedged positions, that the US dollar will decline relative to the currency being hedged. Currency exchange rates can be volatile and can change quickly and unpredictably, thereby impacting the value of the fund's investments.

Focus risk. To the extent that the fund focuses its investments in particular industries, asset classes or sectors of the economy, any market price movements, regulatory or technological changes, or economic conditions affecting companies in those industries, asset classes or sectors may have a significant impact on the fund's performance.

Regional focus risk. Focusing investments in a single country or few countries, or regions, involves increased currency, political, regulatory and other risks. Market swings in such a targeted country, countries or regions are likely to have a greater effect on fund performance than they would in a more geographically diversified fund.

Stock market risk. When stock prices fall, you should expect the value of your investment to fall as well. Stock prices can be hurt by poor management on the part of the stock's issuer, shrinking product demand and other business risks. These may affect single companies as well as groups of companies. The market as a whole may not favor the types of investments the fund makes, which could adversely affect a stock's price, regardless of how well the company performs, or the fund's ability to sell a stock at an attractive price. There is a chance that stock prices overall will decline because stock markets tend to move in cycles, with periods of rising and falling prices. Events in the US and global financial markets, including actions taken by the US Federal Reserve or foreign central banks to stimulate or stabilize economic growth, may at times result in unusually high market volatility which could negatively affect performance. To the extent that the fund invests in a particular geographic region, capitalization or sector, the fund's performance may be affected by the general performance of that region, capitalization or sector.

Market disruption risk. Geopolitical and other events, including war, terrorism, economic uncertainty, trade disputes, public health crises and related geopolitical events have led, and in the future may lead, to disruptions in the US and world economies and markets, which may increase financial market volatility and have significant adverse direct or indirect effects on the fund and its investments. Market disruptions could cause the fund to lose money, experience significant redemptions, and encounter operational difficulties. Although multiple asset classes may be affected by a market disruption, the duration and effects may not be the same for all types of assets.

Recent market disruption events include the pandemic spread of the novel coronavirus known as COVID-19, and the significant uncertainty, market volatility, decreased economic and other activity and increased government

activity that it has caused. Specifically, COVID-19 has led to significant death and morbidity, and concerns about its further spread have resulted in the closing of schools and non-essential businesses, cancellations, shelter-in-place orders, lower consumer spending in certain sectors, social distancing, bans on large social gatherings and travel, quarantines, government economic stimulus measures, reduced productivity, rapid increases in unemployment, increased demand for and strain on government and medical resources, border closings and global trade and supply chain interruptions, among others. The full effects, duration and costs of the COVID-19 pandemic are impossible to predict, and the circumstances surrounding the COVID-19 pandemic will continue to evolve. The pandemic may affect certain countries, industries, economic sectors, companies and investment products more than others, may exacerbate existing economic, political, or social tensions and may increase the probability of an economic recession or depression. The fund and its investments may be adversely affected by the effects of the COVID-19 pandemic, and a prolonged pandemic may result in the fund and its service providers experiencing operational difficulties in coordinating a remote workforce and implementing their business continuity plans, among others.

Growth investing risk. As a category, growth stocks may underperform value stocks (and the stock market as a whole) over any period of time. Because the prices of growth stocks are based largely on the expectation of future earnings, growth stock prices can decline rapidly and significantly in reaction to negative news about such factors as earnings, the economy, political developments, or other news.

Small company risk. Small company stocks tend to be more volatile than medium-sized or large company stocks. Because stock analysts are less likely to follow small companies, less information about them is available to investors. Industry-wide reversals may have a greater impact on small companies, since they may lack the financial resources of larger companies. Small company stocks are typically less liquid than large company stocks.

Medium-sized company risk. Medium-sized company stocks tend to be more volatile than large company stocks. Because stock analysts are less likely to follow medium-sized companies, less information about them is available to investors. Industry-wide reversals may have a greater impact on medium-sized companies, since they lack the financial resources of larger companies. Medium-sized company stocks are typically less liquid than large company stocks.

Security selection risk. The securities in the fund's portfolio may decline in value. Portfolio management could be wrong in its analysis of industries, companies, economic trends, the relative attractiveness of different securities or other matters.

Liquidity risk. In certain situations, it may be difficult or impossible to sell an investment and/or the fund may sell certain investments at a price or time that is not advantageous in order to meet redemption requests or other cash needs. Unusual market conditions, such as an unusually high volume of redemptions or other similar conditions could increase liquidity risk for the fund.

Pricing risk. If market conditions make it difficult to value some investments, the fund may value these investments using more subjective methods, such as fair value pricing. In such cases, the value determined for an investment could be different from the value realized upon such investment's sale. As a result, you could pay more than the market value when buying fund shares or receive less than the market value when selling fund shares.

Derivatives risk. Risks associated with derivatives may include the risk that the derivative is not well correlated with the security, index or currency to which it relates; the risk that derivatives may result in losses or missed opportunities; the risk that the fund will be unable to sell the derivative because of an illiquid secondary market; the risk that a counterparty is unwilling or unable to meet its obligation; and the risk that the derivative transaction could expose the fund to the effects of leverage, which could increase the fund's exposure to the market and magnify potential losses.

Securities lending risk. Any decline in the value of a portfolio security that occurs while the security is out on loan is borne by the fund and will adversely affect performance. Also, there may be delays in recovery of securities loaned or even a loss of rights in the collateral should the borrower of the securities fail financially while holding the security.

Counterparty risk. A financial institution or other counterparty with whom the fund does business, or that underwrites, distributes or guarantees any investments or contracts that the fund owns or is otherwise exposed to, may decline in financial health and become unable to honor its commitments. This could cause losses for the fund or could delay the return or delivery of collateral or other assets to the fund.

ESG investing risk. When portfolio management considers ESG factors in its fundamental research process and when making investment decisions, there is a risk that the fund may forgo otherwise attractive investment opportunities or increase or decrease its exposure to certain types of issuers and, therefore, may underperform funds that do not consider ESG factors.

Operational and technology risk. Cyber-attacks, disruptions or failures that affect the fund's service providers or counterparties, issuers of securities held by the fund, or other market participants may adversely affect the fund and its shareholders, including by causing losses for the fund or impairing fund operations. For example, the fund's

or its service providers' assets or sensitive or confidential information may be misappropriated, data may be corrupted and operations may be disrupted (e.g., cyber-attacks, operational failures or broader disruptions may cause the release of private shareholder information or confidential fund information, interfere with the processing of shareholder transactions, impact the ability to calculate the fund's net asset value and impede trading). Market events and disruptions also may trigger a volume of transactions that overloads current information technology and communication systems and processes, impacting the ability to conduct the fund's operations.

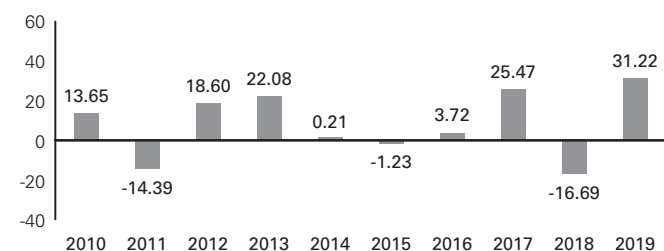
While the fund and its service providers may establish business continuity and other plans and processes that seek to address the possibility of and fallout from cyber-attacks, disruptions or failures, there are inherent limitations in such plans and systems, including that they do not apply to third parties, such as fund counterparties, issuers of securities held by the fund or other market participants, as well as the possibility that certain risks have not been identified or that unknown threats may emerge in the future and there is no assurance that such plans and processes will be effective. Among other situations, disruptions (for example, pandemics or health crises) that cause prolonged periods of remote work or significant employee absences at the fund's service providers could impact the ability to conduct the fund's operations. In addition, the fund cannot directly control any cybersecurity plans and systems put in place by its service providers, fund counterparties, issuers of securities held by the fund or other market participants.

PAST PERFORMANCE

How a fund's returns vary from year to year can give an idea of its risk; so can comparing fund performance to overall market performance (as measured by an appropriate market index). Past performance may not indicate future results. All performance figures below assume that dividends and distributions were reinvested. For more recent performance figures, go to dws.com (the Web site does not form a part of this prospectus) or call the telephone number included in this prospectus. This information does not reflect fees associated with the separate account that invests in the fund or any variable life insurance policy or variable annuity contract for which the fund is an investment option. These fees will reduce returns.

Prior to October 1, 2017, the fund was named Deutsche Global Growth VIP and operated with a different investment strategy. Performance would have been different if the fund's current investment strategy had been in effect.

CALENDAR YEAR TOTAL RETURNS (%) (CLASS A)



	Returns	Period ending
Best Quarter	15.00%	March 31, 2019
Worst Quarter	-22.34%	September 30, 2011
Year-to-Date	-19.47%	March 31, 2020

AVERAGE ANNUAL TOTAL RETURNS

(For periods ended 12/31/2019 expressed as a %)

	Class Inception	1 Year	5 Years	10 Years
Class A before tax	5/5/1998	31.22	7.04	7.08
MSCI All Country World ex USA Index		21.51	5.51	4.97

MANAGEMENT

Investment Advisor

DWS Investment Management Americas, Inc.

Portfolio Manager(s)

Sebastian P. Werner, PhD, Director. Lead Portfolio Manager of the fund. Began managing the fund in 2013.

Julia A. Merz, PhD, Assistant Vice President. Portfolio Manager of the fund. Began managing the fund in 2019.

PURCHASE AND SALE OF FUND SHARES

The fund is intended for use in a variable insurance product. You should contact the sponsoring insurance company for information on how to purchase and sell shares of the fund.

TAX INFORMATION

The fund normally distributes its net investment income and realized capital gains, if any, to its shareholders, the separate accounts of participating insurance companies. These distributions may not be taxable to the holders of variable annuity contracts and variable life insurance policies. For information concerning the federal income tax consequences for the holders of such contracts or policies, holders should consult the prospectus used in connection with the issuance of their particular contracts or policies.

PAYMENTS TO FINANCIAL INTERMEDIARIES

If you purchase shares of the fund through selected affiliated and unaffiliated brokers, dealers, participating insurance companies or other financial intermediaries, the

fund, the Advisor, and/or the Advisor's affiliates, may pay the financial intermediary for the sale of fund shares and related services. These payments may create a conflict of interest by influencing the financial intermediary and your salesperson to recommend the fund over another investment. Ask your salesperson or visit your insurance company's Web site for more information.

DWS High Income VIP

Class A

Before you invest, you may want to review the fund's prospectus, which contains more information about the fund and its risks. You can find the fund's prospectus, reports to shareholders, Statement of Additional Information and other information about the fund online at dws.com/vipros. You can also get this information at no cost by e-mailing a request to service@dws.com, calling (800) 728-3337 or by contacting your insurance company. The Prospectus and Statement of Additional Information, both dated May 1, 2020, as may be revised or supplemented from time to time, are incorporated by reference into this Summary Prospectus.

Beginning on January 1, 2021, as permitted by regulations adopted by the Securities and Exchange Commission, you may not be receiving paper copies of the fund's shareholder reports from the insurance company that offers your contract unless you specifically request paper copies from your insurance company or from your financial intermediary. Instead, the shareholder reports will be made available on a Web site, and your insurance company will notify you by mail each time a report is posted and provide you with a Web site link to access the report. Instructions for requesting paper copies will be provided by your insurance company.

If you already elected to receive shareholder reports electronically, you will not be affected by this change and you need not take any action. You may elect to receive shareholder reports and other communications from your insurance company electronically by following the instructions provided by your insurance company.

You may elect to receive all future reports in paper free of charge from your insurance company. If your insurance company informs you that future reports will be delivered via Web access, you can inform your insurance company that you wish to continue receiving paper copies of your shareholder reports by following the instructions provided by your insurance company.

INVESTMENT OBJECTIVE

The fund seeks to provide a high level of current income.

FEES AND EXPENSES

This table describes the fees and expenses you may pay if you buy and hold shares of the fund. This information does not reflect fees associated with the separate account that invests in the fund or any variable life insurance policy or variable annuity contract for which the fund is an investment option. These fees will increase expenses.

SHAREHOLDER FEES

(paid directly from your investment)	None
--------------------------------------	------

ANNUAL FUND OPERATING EXPENSES

(expenses that you pay each year as a % of the value of your investment)

Management fee	0.50
Distribution/service (12b-1) fees	None
Other expenses	0.46
Total annual fund operating expenses	0.96
Fee waiver/expense reimbursement	0.25
Total annual fund operating expenses after fee waiver/expense reimbursement	0.71

The Advisor has contractually agreed through April 30, 2021 to waive its fees and/or reimburse certain operating expenses of the fund to the extent necessary to maintain the fund's total annual operating expenses (excluding certain expenses such as extraordinary expenses, taxes, brokerage and interest expenses and acquired funds fees and expenses) at a ratio no higher than 0.71% for Class A shares. The agreement may only be terminated with the consent of the fund's Board.

EXAMPLE

This Example is intended to help you compare the cost of investing in the fund with the cost of investing in other mutual funds. The Example assumes that you invest \$10,000 in the fund for the time periods indicated and then redeem all of your shares at the end of those periods. The Example also assumes that your investment has a 5% return each year and that the fund's operating expenses (including one year of capped expenses in each period) remain the same. This example does not reflect any fees or sales charges imposed by a variable contract for which the fund is an investment option. If they were included, your costs would be higher.

Although your actual costs may be higher or lower, based on these assumptions your costs would be:

1 Year	3 Years	5 Years	10 Years
\$73	\$281	\$507	\$1,155

PORTFOLIO TURNOVER

The fund pays transaction costs, such as commissions, when it buys and sells securities (or “turns over” its portfolio). A higher portfolio turnover may indicate higher transaction costs. These costs are not reflected in annual fund operating expenses or in the expense example, and can affect the fund’s performance. During the most recent fiscal year, the fund’s portfolio turnover rate was 82% of the average value of its portfolio.

PRINCIPAL INVESTMENT STRATEGIES

Main investments. Under normal circumstances, the fund generally invests at least 65% of net assets, plus the amount of any borrowings for investment purposes, in junk bonds, which are those rated below the fourth highest credit rating category (that is, grade BB/Ba and below) or, if unrated, determined by the Advisor to be of similar quality. Compared to investment-grade debt securities, junk bonds generally pay higher yields, have higher volatility and higher risk of default on payments of interest and principal. The fund may invest up to 50% of total assets in bonds denominated in US dollars or foreign currencies from foreign issuers, including issuers in emerging markets. The fund invests in securities of varying maturities and intends to maintain a dollar-weighted effective average portfolio maturity that will not exceed ten years. Subject to its portfolio maturity policy, the fund may purchase individual securities with any stated maturity. Because the fund may invest in fixed income securities of varying maturities, the fund’s dollar-weighted average effective portfolio maturity will vary. As of December 31, 2019, the fund had a dollar-weighted average effective portfolio maturity of 3.63 years.

Management process. Portfolio management focuses on cash flow and total return analysis, and broad diversification among countries, sectors, industries and individual issuers and maturities. Portfolio management uses an active process that emphasizes relative value in a global environment, managing on a total return basis, and using intensive research to identify stable to improving credit situations that may provide yield compensation for the risk of investing in junk bonds.

The investment process involves a bottom-up approach, where relative value and fundamental analysis are used to select the best securities within each industry, and a top-down approach to assess the overall risk and return in the market and which considers macro trends in the economy. To select securities or investments, portfolio management:

- analyzes economic conditions for improving or undervalued sectors and industries;

- uses independent credit research to evaluate individual issuers’ debt service, growth rate, and both downgrade and upgrade potential;
- assesses new offerings versus secondary market opportunities; and
- seeks issuers within attractive industry sectors and with strong long-term fundamentals and improving credits.

Portfolio management may consider information about Environmental, Social and Governance (ESG) issues in its fundamental research process and when making investment decisions.

Derivatives. Portfolio management generally may use credit default swaps, which are a type of derivative (a contract whose value is based on, for example, indices, currencies or securities) to seek to increase the fund’s income, to gain exposure to a bond issuer’s credit quality characteristics without directly investing in the bond, or to hedge the risk of default on bonds held in the fund’s portfolio. In addition, portfolio management generally may use forward currency contracts to hedge exposure to changes in foreign currency exchange rates on foreign currency denominated portfolio holdings or to facilitate transactions in foreign currency denominated securities.

The fund may also use other types of derivatives (i) for hedging purposes; (ii) for risk management; (iii) for non-hedging purposes to seek to enhance potential gains; or (iv) as a substitute for direct investment in a particular asset class or to keep cash on hand to meet shareholder redemptions.

Securities lending. The fund may lend securities (up to one-third of total assets) to approved institutions, such as registered broker-dealers, banks and pooled investment vehicles.

MAIN RISKS

There are several risk factors that could hurt the fund’s performance, cause you to lose money or cause the fund’s performance to trail that of other investments. The fund may not achieve its investment objective, and is not intended to be a complete investment program. An investment in the fund is not a deposit of a bank and is not insured or guaranteed by the Federal Deposit Insurance Corporation or any other governmental agency.

Market risk. The market value of the securities in which the fund invests may be impacted by the prospects of individual issuers, particular sectors or governments and/or general economic conditions throughout the world due to increasingly interconnected global economies and financial markets.

Market disruption risk. Geopolitical and other events, including war, terrorism, economic uncertainty, trade disputes, public health crises and related geopolitical events have led, and in the future may lead, to disruptions in the US and world economies and markets, which may increase financial market volatility and have significant

adverse direct or indirect effects on the fund and its investments. Market disruptions could cause the fund to lose money, experience significant redemptions, and encounter operational difficulties. Although multiple asset classes may be affected by a market disruption, the duration and effects may not be the same for all types of assets.

Recent market disruption events include the pandemic spread of the novel coronavirus known as COVID-19, and the significant uncertainty, market volatility, decreased economic and other activity and increased government activity that it has caused. Specifically, COVID-19 has led to significant death and morbidity, and concerns about its further spread have resulted in the closing of schools and non-essential businesses, cancellations, shelter-in-place orders, lower consumer spending in certain sectors, social distancing, bans on large social gatherings and travel, quarantines, government economic stimulus measures, reduced productivity, rapid increases in unemployment, increased demand for and strain on government and medical resources, border closings and global trade and supply chain interruptions, among others. The full effects, duration and costs of the COVID-19 pandemic are impossible to predict, and the circumstances surrounding the COVID-19 pandemic will continue to evolve. The pandemic may affect certain countries, industries, economic sectors, companies and investment products more than others, may exacerbate existing economic, political, or social tensions and may increase the probability of an economic recession or depression. The fund and its investments may be adversely affected by the effects of the COVID-19 pandemic, and a prolonged pandemic may result in the fund and its service providers experiencing operational difficulties in coordinating a remote workforce and implementing their business continuity plans, among others.

Credit risk. The fund's performance could be hurt if an issuer of a debt security suffers an adverse change in financial condition that results in the issuer not making timely payments of interest or principal, a security downgrade or an inability to meet a financial obligation. Credit risk is greater for lower-rated securities.

Because the issuers of high yield debt securities, or junk bonds (debt securities rated below the fourth highest credit rating category), may be in uncertain financial health, the prices of their debt securities can be more vulnerable to bad economic news, or even the expectation of bad news, than investment-grade debt securities. Credit risk for high yield securities is greater than for higher-rated securities.

Because securities in default generally have missed one or more payments of interest and/or principal, an investment in such securities has an increased risk of loss. Issuers of securities in default have an increased likelihood of entering bankruptcy or beginning liquidation procedures

which could impact the fund's ability to recoup its investment. Securities in default may be illiquid or trade in low volumes and thus may be difficult to value.

High yield debt securities risk. High yield debt securities, or junk bonds, are generally regarded as speculative with respect to the issuer's continuing ability to meet principal and interest payments. High yield debt securities' total return and yield may generally be expected to fluctuate more than the total return and yield of investment-grade debt securities. A real or perceived economic downturn or an increase in market interest rates could cause a decline in the value of high yield debt securities, result in increased redemptions and/or result in increased portfolio turnover, which could result in a decline in net asset value of the fund, reduce liquidity for certain investments and/or increase costs. High yield debt securities are often thinly traded and can be more difficult to sell and value accurately than investment-grade debt securities as there may be no established secondary market. Investments in high yield debt securities could increase liquidity risk for the fund. In addition, the market for high yield debt securities can experience sudden and sharp volatility which is generally associated more with investments in stocks.

Interest rate risk. When interest rates rise, prices of debt securities generally decline. The longer the duration of the fund's debt securities, the more sensitive the fund will be to interest rate changes. (As a general rule, a 1% rise in interest rates means a 1% fall in value for every year of duration.) Recent and potential future changes in monetary policy made by central banks or governments are likely to affect the level of interest rates. Rising interest rates may prompt redemptions from the fund, which may force the fund to sell investments at a time when it is not advantageous to do so, which could result in losses. The fund may be subject to a greater risk of rising interest rates due to the current period of historically low rates.

Prepayment and extension risk. When interest rates fall, issuers of high interest debt obligations may pay off the debts earlier than expected (prepayment risk), and the fund may have to reinvest the proceeds at lower yields. When interest rates rise, issuers of lower interest debt obligations may pay off the debts later than expected (extension risk), thus keeping the fund's assets tied up in lower interest debt obligations. Ultimately, any unexpected behavior in interest rates could increase the volatility of the fund's share price and yield and could hurt fund performance.

Foreign investment risk. The fund faces the risks inherent in foreign investing. Adverse political, economic or social developments, as well as US and foreign government actions such as the imposition of tariffs, economic and trade sanctions or embargoes, could undermine the value of the fund's investments, prevent the fund from realizing the full value of its investments or prevent the fund from selling securities it holds. In June 2016, citizens of the United Kingdom approved a referendum to leave

the European Union (EU) and in March 2017, the United Kingdom initiated the formal process of withdrawing from the EU. On January 31, 2020, the United Kingdom officially withdrew from the EU pursuant to a withdrawal agreement, providing for a transition period, initially through December 31, 2020, in which the United Kingdom will seek to negotiate and finalize a trade deal with the EU, but that may be extended for up to two years. During this transition period, the United Kingdom will effectively remain in the EU from an economic perspective but will no longer have any political representation on the EU parliament. Significant uncertainty exists regarding the outcome of these negotiations and any adverse economic and political effects it may have on the United Kingdom, other EU countries and the global economy.

Financial reporting standards for companies based in foreign markets differ from those in the US. Additionally, foreign securities markets generally are smaller and less liquid than US markets. To the extent that the fund invests in non-US dollar denominated foreign securities, changes in currency exchange rates may affect the US dollar value of foreign securities or the income or gain received on these securities.

Emerging markets risk. Foreign investment risks are greater in emerging markets than in developed markets. Investments in emerging markets are often considered speculative.

Security selection risk. The securities in the fund's portfolio may decline in value. Portfolio management could be wrong in its analysis of industries, companies, economic trends, the relative attractiveness of different securities or other matters.

Focus risk. To the extent that the fund focuses its investments in particular industries, asset classes or sectors of the economy, any market price movements, regulatory or technological changes, or economic conditions affecting companies in those industries, asset classes or sectors may have a significant impact on the fund's performance.

Derivatives risk. Risks associated with derivatives may include the risk that the derivative is not well correlated with the security, index or currency to which it relates; the risk that derivatives may result in losses or missed opportunities; the risk that the fund will be unable to sell the derivative because of an illiquid secondary market; the risk that a counterparty is unwilling or unable to meet its obligation; and the risk that the derivative transaction could expose the fund to the effects of leverage, which could increase the fund's exposure to the market and magnify potential losses.

Counterparty risk. A financial institution or other counterparty with whom the fund does business, or that underwrites, distributes or guarantees any investments or contracts that the fund owns or is otherwise exposed to, may decline in financial health and become unable to

honor its commitments. This could cause losses for the fund or could delay the return or delivery of collateral or other assets to the fund.

Liquidity risk. In certain situations, it may be difficult or impossible to sell an investment and/or the fund may sell certain investments at a price or time that is not advantageous in order to meet redemption requests or other cash needs. Unusual market conditions, such as an unusually high volume of redemptions or other similar conditions could increase liquidity risk for the fund, and in extreme conditions, the fund could have difficulty meeting redemption requests.

Pricing risk. If market conditions make it difficult to value some investments, the fund may value these investments using more subjective methods, such as fair value pricing. In such cases, the value determined for an investment could be different from the value realized upon such investment's sale. As a result, you could pay more than the market value when buying fund shares or receive less than the market value when selling fund shares.

Securities lending risk. Any decline in the value of a portfolio security that occurs while the security is out on loan is borne by the fund and will adversely affect performance. Also, there may be delays in recovery of securities loaned or even a loss of rights in the collateral should the borrower of the securities fail financially while holding the security.

ESG investing risk. When portfolio management considers ESG factors in its fundamental research process and when making investment decisions, there is a risk that the fund may forgo otherwise attractive investment opportunities or increase or decrease its exposure to certain types of issuers and, therefore, may underperform funds that do not consider ESG factors.

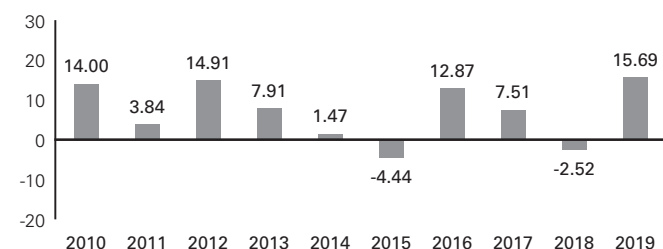
Operational and technology risk. Cyber-attacks, disruptions or failures that affect the fund's service providers or counterparties, issuers of securities held by the fund, or other market participants may adversely affect the fund and its shareholders, including by causing losses for the fund or impairing fund operations. For example, the fund's or its service providers' assets or sensitive or confidential information may be misappropriated, data may be corrupted and operations may be disrupted (e.g., cyber-attacks, operational failures or broader disruptions may cause the release of private shareholder information or confidential fund information, interfere with the processing of shareholder transactions, impact the ability to calculate the fund's net asset value and impede trading). Market events and disruptions also may trigger a volume of transactions that overloads current information technology and communication systems and processes, impacting the ability to conduct the fund's operations.

While the fund and its service providers may establish business continuity and other plans and processes that seek to address the possibility of and fallout from cyber-attacks, disruptions or failures, there are inherent limitations in such plans and systems, including that they do not apply to third parties, such as fund counterparties, issuers of securities held by the fund or other market participants, as well as the possibility that certain risks have not been identified or that unknown threats may emerge in the future and there is no assurance that such plans and processes will be effective. Among other situations, disruptions (for example, pandemics or health crises) that cause prolonged periods of remote work or significant employee absences at the fund's service providers could impact the ability to conduct the fund's operations. In addition, the fund cannot directly control any cybersecurity plans and systems put in place by its service providers, fund counterparties, issuers of securities held by the fund or other market participants.

PAST PERFORMANCE

How a fund's returns vary from year to year can give an idea of its risk; so can comparing fund performance to overall market performance (as measured by an appropriate market index). Past performance may not indicate future results. All performance figures below assume that dividends and distributions were reinvested. For more recent performance figures, go to dws.com (the Web site does not form a part of this prospectus) or call the telephone number included in this prospectus. This information does not reflect fees associated with the separate account that invests in the fund or any variable life insurance policy or variable annuity contract for which the fund is an investment option. These fees will reduce returns.

CALENDAR YEAR TOTAL RETURNS (%) (CLASS A)



	Returns	Period ending
Best Quarter	7.53%	March 31, 2019
Worst Quarter	-6.54%	September 30, 2011
Year-to-Date	-11.56%	March 31, 2020

AVERAGE ANNUAL TOTAL RETURNS

(For periods ended 12/31/2019 expressed as a %)

	Class Inception	1 Year	5 Years	10 Years
Class A before tax	4/6/1982	15.69	5.51	6.89
ICE BofA Merrill Lynch US High Yield Index (reflects no deduction for fees, expenses, or taxes)		14.41	6.14	7.48

MANAGEMENT

Investment Advisor

DWS Investment Management Americas, Inc.

Portfolio Manager(s)

Gary Russell, CFA, Managing Director. Portfolio Manager of the fund. Began managing the fund in 2006.

Thomas R. Bouchard, Director. Portfolio Manager of the fund. Began managing the fund in 2016.

Lonnie Fox, Director. Portfolio Manager of the fund. Began managing the fund in 2018.

PURCHASE AND SALE OF FUND SHARES

The fund is intended for use in a variable insurance product. You should contact the sponsoring insurance company for information on how to purchase and sell shares of the fund.

TAX INFORMATION

The fund normally distributes its net investment income and realized capital gains, if any, to its shareholders, the separate accounts of participating insurance companies. These distributions may not be taxable to the holders of variable annuity contracts and variable life insurance policies. For information concerning the federal income tax consequences for the holders of such contracts or policies, holders should consult the prospectus used in connection with the issuance of their particular contracts or policies.

PAYMENTS TO FINANCIAL INTERMEDIARIES

If you purchase shares of the fund through selected affiliated and unaffiliated brokers, dealers, participating insurance companies or other financial intermediaries, the fund, the Advisor, and/or the Advisor's affiliates, may pay the financial intermediary for the sale of fund shares and related services. These payments may create a conflict of interest by influencing the financial intermediary and your salesperson to recommend the fund over another investment. Ask your salesperson or visit your insurance company's Web site for more information.

DWS CROCI® U.S. VIP

Class A

Before you invest, you may want to review the fund's prospectus, which contains more information about the fund and its risks. You can find the fund's prospectus, reports to shareholders, Statement of Additional Information and other information about the fund online at dws.com/vipros. You can also get this information at no cost by e-mailing a request to service@dws.com, calling (800) 728-3337 or by contacting your insurance company. The Prospectus and Statement of Additional Information, both dated May 1, 2020, as may be revised or supplemented from time to time, are incorporated by reference into this Summary Prospectus.

Beginning on January 1, 2021, as permitted by regulations adopted by the Securities and Exchange Commission, you may not be receiving paper copies of the fund's shareholder reports from the insurance company that offers your contract unless you specifically request paper copies from your insurance company or from your financial intermediary. Instead, the shareholder reports will be made available on a Web site, and your insurance company will notify you by mail each time a report is posted and provide you with a Web site link to access the report. Instructions for requesting paper copies will be provided by your insurance company.

If you already elected to receive shareholder reports electronically, you will not be affected by this change and you need not take any action. You may elect to receive shareholder reports and other communications from your insurance company electronically by following the instructions provided by your insurance company.

You may elect to receive all future reports in paper free of charge from your insurance company. If your insurance company informs you that future reports will be delivered via Web access, you can inform your insurance company that you wish to continue receiving paper copies of your shareholder reports by following the instructions provided by your insurance company.

INVESTMENT OBJECTIVE

The fund seeks to achieve a high rate of total return.

FEES AND EXPENSES

This table describes the fees and expenses you may pay if you buy and hold shares of the fund. This information does not reflect fees associated with the separate account that invests in the fund or any variable life insurance policy or variable annuity contract for which the fund is an investment option. These fees will increase expenses.

SHAREHOLDER FEES

(paid directly from your investment)	None
--------------------------------------	------

ANNUAL FUND OPERATING EXPENSES

(expenses that you pay each year as a % of the value of your investment)

Management fee	0.65
Distribution/service (12b-1) fees	None
Other expenses	0.19
Total annual fund operating expenses	0.84
Fee waiver/expense reimbursement	0.15
Total annual fund operating expenses after fee waiver/expense reimbursement	0.69

The Advisor has contractually agreed through April 30, 2021 to waive its fees and/or reimburse certain operating expenses of the fund to the extent necessary to maintain the fund's total annual operating expenses (excluding certain expenses such as extraordinary expenses, taxes, brokerage and interest expenses and acquired funds fees and expenses) at a ratio no higher than 0.69% for Class A shares. The agreement may only be terminated with the consent of the fund's Board.

EXAMPLE

This Example is intended to help you compare the cost of investing in the fund with the cost of investing in other mutual funds. The Example assumes that you invest \$10,000 in the fund for the time periods indicated and then redeem all of your shares at the end of those periods. The Example also assumes that your investment has a 5% return each year and that the fund's operating expenses (including one year of capped expenses in each period) remain the same. This example does not reflect any fees or sales charges imposed by a variable contract for which the fund is an investment option. If they were included, your costs would be higher.

Although your actual costs may be higher or lower, based on these assumptions your costs would be:

1 Year	3 Years	5 Years	10 Years
\$70	\$253	\$451	\$1,023

PORTFOLIO TURNOVER

The fund pays transaction costs, such as commissions, when it buys and sells securities (or “turns over” its portfolio). A higher portfolio turnover may indicate higher transaction costs. These costs are not reflected in annual fund operating expenses or in the expense example, and can affect the fund’s performance. During the most recent fiscal year, the fund’s portfolio turnover rate was 111% of the average value of its portfolio.

PRINCIPAL INVESTMENT STRATEGIES

Main investments. Under normal circumstances, the fund invests at least 80% of net assets, plus the amount of any borrowings for investment purposes, in common stocks issued by US companies. Companies are selected for the fund’s portfolio using the Cash Return on Capital Invested (CROCI®) strategy as the primary factor, among other factors. Portfolio management will select stocks from among the largest US companies which are under CROCI® coverage at any given time (while the number of companies under CROCI® coverage will vary, as of December 31, 2019, approximately 366 companies were under CROCI® coverage). Approximately 40 companies are identified from the selection universe for investment, though, at times, the number of stocks held may be higher or lower than 40 stocks at the discretion of portfolio management or as a result of corporate actions, mergers or other events.

Companies are selected from the following economic sectors classified in accordance with the Global Industry Classification Standard (GICS): Consumer Discretionary, Consumer Staples, Energy, Financials, Health Care, Information Technology, Industrials, Materials, Communication Services and Utilities.

Management process. Portfolio management selects stocks of companies that it believes offer economic value, utilizing the CROCI® strategy as the primary factor, among other factors. The CROCI® strategy is an investment process based on a proprietary valuation technique that attempts to understand the value of a company by converting financial statement data into a set of economic inputs that are used to calculate a valuation metric called the CROCI® Economic Price Earnings Ratio which is comparable across markets, sectors and stocks. The CROCI® Economic Price Earnings Ratio seeks to measure the “real” economic value rather than the “accounting” value of a company’s invested capital, and the economic returns thereof. Portfolio management believes that, over time, companies with more favorable financial metrics, including CROCI® Economic Price Earnings Ratios, will outperform other companies.

In selecting stocks, portfolio management measures economic value using the CROCI® Economic Price Earnings Ratio and may adjust this by factors such as stock price volatility, as determined by the CROCI® Investment Strategy and Valuation Group. The CROCI® Investment Strategy and Valuation Group may provide other CROCI® valuation metrics which portfolio management may use in addition to the CROCI® Economic Price Earnings Ratio. All CROCI® financial metrics may be adjusted from time to time. Portfolio management may also use factors other than the CROCI® strategy in selecting investments.

The fund’s portfolio is reviewed periodically and adjusted in accordance with the CROCI® strategy’s rules. Portfolio management actively manages portfolio changes in an attempt to reduce market impact and transaction costs and to manage the portfolio with tax efficiency in mind.

The CROCI® strategy is supplied by the CROCI® Investment Strategy and Valuation Group, a unit within DWS Group, through a licensing arrangement with the fund’s Advisor.

CROCI® Investment Process. The CROCI® Investment Process is based on the belief that the data used in traditional valuations (i.e., accounting data) does not accurately appraise assets, reflect all liabilities or represent the real value of a company. This is because the accounting rules are not always designed specifically for investors and often utilize widely differing standards which can make measuring the real asset value of companies difficult. The CROCI® Investment Process seeks to generate data that will enable valuation comparisons on a consistent basis, resulting in what portfolio management believes is an effective and efficient sector and stock selection process targeting investment in real value.

Securities lending. The fund may lend securities (up to one-third of total assets) to approved institutions, such as registered broker-dealers, banks and pooled investment vehicles.

Active Trading. The fund may trade actively and this may lead to high portfolio turnover.

MAIN RISKS

There are several risk factors that could hurt the fund’s performance, cause you to lose money or cause the fund’s performance to trail that of other investments. The fund may not achieve its investment objective, and is not intended to be a complete investment program. An investment in the fund is not a deposit of a bank and is not insured or guaranteed by the Federal Deposit Insurance Corporation or any other governmental agency.

Stock market risk. When stock prices fall, you should expect the value of your investment to fall as well. Stock prices can be hurt by poor management on the part of the stock’s issuer, shrinking product demand and other business risks. These may affect single companies as well as groups of companies. The market as a whole may not favor

the types of investments the fund makes, which could adversely affect a stock's price, regardless of how well the company performs, or the fund's ability to sell a stock at an attractive price. There is a chance that stock prices overall will decline because stock markets tend to move in cycles, with periods of rising and falling prices. Events in the US and global financial markets, including actions taken by the US Federal Reserve or foreign central banks to stimulate or stabilize economic growth, may at times result in unusually high market volatility which could negatively affect performance. To the extent that the fund invests in a particular geographic region, capitalization or sector, the fund's performance may be affected by the general performance of that region, capitalization or sector.

Market disruption risk. Geopolitical and other events, including war, terrorism, economic uncertainty, trade disputes, public health crises and related geopolitical events have led, and in the future may lead, to disruptions in the US and world economies and markets, which may increase financial market volatility and have significant adverse direct or indirect effects on the fund and its investments. Market disruptions could cause the fund to lose money, experience significant redemptions, and encounter operational difficulties. Although multiple asset classes may be affected by a market disruption, the duration and effects may not be the same for all types of assets.

Recent market disruption events include the pandemic spread of the novel coronavirus known as COVID-19, and the significant uncertainty, market volatility, decreased economic and other activity and increased government activity that it has caused. Specifically, COVID-19 has led to significant death and morbidity, and concerns about its further spread have resulted in the closing of schools and non-essential businesses, cancellations, shelter-in-place orders, lower consumer spending in certain sectors, social distancing, bans on large social gatherings and travel, quarantines, government economic stimulus measures, reduced productivity, rapid increases in unemployment, increased demand for and strain on government and medical resources, border closings and global trade and supply chain interruptions, among others. The full effects, duration and costs of the COVID-19 pandemic are impossible to predict, and the circumstances surrounding the COVID-19 pandemic will continue to evolve. The pandemic may affect certain countries, industries, economic sectors, companies and investment products more than others, may exacerbate existing economic, political, or social tensions and may increase the probability of an economic recession or depression. The fund and its investments may be adversely affected by the effects of the COVID-19 pandemic, and a prolonged pandemic may result in the fund and its service providers experiencing operational difficulties in coordinating a remote workforce and implementing their business continuity plans, among others.

CROCI® risk. The fund is managed using the CROCI® Investment Process which is based on portfolio management's belief that, over time, stocks which display more favorable financial metrics (for example, the CROCI® Economic P/E Ratio) as generated by this process may outperform stocks which display less favorable metrics. This premise may not prove to be correct and prospective investors should evaluate this assumption prior to investing in the fund.

The calculation of financial metrics used by the fund (such as, among others, the CROCI® Economic P/E Ratio) are determined by the CROCI® Investment Strategy and Valuation Group using publicly available information. This publicly available information is adjusted based on assumptions made by the CROCI® Investment Strategy and Valuation Group that, subsequently, may not prove to have been correct. As financial metrics are calculated using historical information, there can be no guarantee of the future performance of the CROCI® strategy. The measures utilized by portfolio management to attempt to reduce portfolio turnover, market impact and transaction costs could affect performance. In addition, certain regulatory restrictions (e.g., limits on percentage of assets invested in a single industry) could constrain the fund's ability to invest in some stocks that may have the most attractive financial metrics as determined by the CROCI® Investment Process.

Value investing risk. As a category, value stocks may underperform growth stocks (and the stock market as a whole) over any period of time. In addition, value stocks selected for investment by portfolio management may not perform as anticipated.

Security selection risk. The securities in the fund's portfolio may decline in value. Portfolio management could be wrong in its analysis of industries, companies, economic trends, the relative attractiveness of different securities or other matters.

Focus risk. To the extent that the fund focuses its investments in particular industries, asset classes or sectors of the economy, any market price movements, regulatory or technological changes, or economic conditions affecting companies in those industries, asset classes or sectors may have a significant impact on the fund's performance.

Counterparty risk. A financial institution or other counterparty with whom the fund does business, or that underwrites, distributes or guarantees any investments or contracts that the fund owns or is otherwise exposed to, may decline in financial health and become unable to honor its commitments. This could cause losses for the fund or could delay the return or delivery of collateral or other assets to the fund.

Liquidity risk. In certain situations, it may be difficult or impossible to sell an investment and/or the fund may sell certain investments at a price or time that is not advantageous in order to meet redemption requests or other

cash needs. Unusual market conditions, such as an unusually high volume of redemptions or other similar conditions could increase liquidity risk for the fund.

Pricing risk. If market conditions make it difficult to value some investments, the fund may value these investments using more subjective methods, such as fair value pricing. In such cases, the value determined for an investment could be different from the value realized upon such investment's sale. As a result, you could pay more than the market value when buying fund shares or receive less than the market value when selling fund shares.

Securities lending risk. Any decline in the value of a portfolio security that occurs while the security is out on loan is borne by the fund and will adversely affect performance. Also, there may be delays in recovery of securities loaned or even a loss of rights in the collateral should the borrower of the securities fail financially while holding the security.

Operational and technology risk. Cyber-attacks, disruptions or failures that affect the fund's service providers or counterparties, issuers of securities held by the fund, or other market participants may adversely affect the fund and its shareholders, including by causing losses for the fund or impairing fund operations. For example, the fund's or its service providers' assets or sensitive or confidential information may be misappropriated, data may be corrupted and operations may be disrupted (e.g., cyber-attacks, operational failures or broader disruptions may cause the release of private shareholder information or confidential fund information, interfere with the processing of shareholder transactions, impact the ability to calculate the fund's net asset value and impede trading). Market events and disruptions also may trigger a volume of transactions that overloads current information technology and communication systems and processes, impacting the ability to conduct the fund's operations.

While the fund and its service providers may establish business continuity and other plans and processes that seek to address the possibility of and fallout from cyber-attacks, disruptions or failures, there are inherent limitations in such plans and systems, including that they do not apply to third parties, such as fund counterparties, issuers of securities held by the fund or other market participants, as well as the possibility that certain risks have not been identified or that unknown threats may emerge in the future and there is no assurance that such plans and processes will be effective. Among other situations, disruptions (for example, pandemics or health crises) that cause prolonged periods of remote work or significant employee absences at the fund's service providers could impact the ability to conduct the fund's operations. In addition, the fund cannot directly control any cybersecurity plans and systems put in place by its service providers, fund counterparties, issuers of securities held by the fund or other market participants.

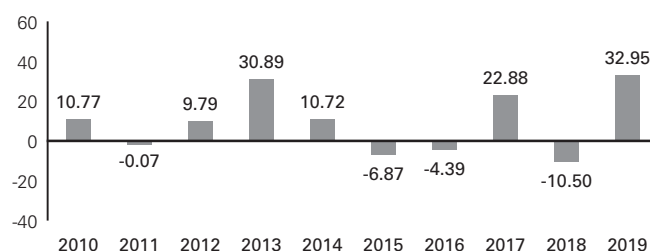
Active trading risk. Active securities trading could raise transaction costs (thus lowering returns).

PAST PERFORMANCE

How a fund's returns vary from year to year can give an idea of its risk; so can comparing fund performance to overall market performance (as measured by an appropriate market index). Past performance may not indicate future results. All performance figures below assume that dividends and distributions were reinvested. For more recent performance figures, go to dws.com (the Web site does not form a part of this prospectus) or call the telephone number included in this prospectus. This information does not reflect fees associated with the separate account that invests in the fund or any variable life insurance policy or variable annuity contract for which the fund is an investment option. These fees will reduce returns.

Prior to May 1, 2017, the fund operated with a different investment strategy. Prior to October 3, 2016, the fund had a different investment management team that operated with a different investment strategy. Performance would have been different if the fund's current strategy described above had been in effect.

CALENDAR YEAR TOTAL RETURNS (%) (CLASS A)



	Returns	Period ending
Best Quarter	12.78%	March 31, 2019
Worst Quarter	-14.61%	September 30, 2011
Year-to-Date	-31.76%	March 31, 2020

AVERAGE ANNUAL TOTAL RETURNS

(For periods ended 12/31/2019 expressed as a %)

	Class Inception	1 Year	5 Years	10 Years
Class A before tax	5/1/1996	32.95	5.42	8.65
Russell 1000® Value Index (reflects no deduction for fees, expenses or taxes)		26.54	8.29	11.80
S&P 500® Index (reflects no deduction for fees, expenses or taxes)		31.49	11.70	13.56

The Russell 1000® Value Index has replaced the S&P 500® Index as the fund's primary benchmark index. The Advisor believes that the new index better represents the fund's investment strategy and is therefore more suitable for performance comparison.

MANAGEMENT

Investment Advisor

DWS Investment Management Americas, Inc.

Portfolio Manager(s)

Di Kumble, CFA, Managing Director. Portfolio Manager of the fund. Began managing the fund in 2016.

John Moody, Vice President. Portfolio Manager of the fund. Began managing the fund in 2016.

PURCHASE AND SALE OF FUND SHARES

The fund is intended for use in a variable insurance product. You should contact the sponsoring insurance company for information on how to purchase and sell shares of the fund.

TAX INFORMATION

The fund normally distributes its net investment income and realized capital gains, if any, to its shareholders, the separate accounts of participating insurance companies. These distributions may not be taxable to the holders of variable annuity contracts and variable life insurance policies. For information concerning the federal income tax consequences for the holders of such contracts or policies, holders should consult the prospectus used in connection with the issuance of their particular contracts or policies.

PAYMENTS TO FINANCIAL INTERMEDIARIES

If you purchase shares of the fund through selected affiliated and unaffiliated brokers, dealers, participating insurance companies or other financial intermediaries, the fund, the Advisor, and/or the Advisor's affiliates, may pay the financial intermediary for the sale of fund shares and related services. These payments may create a conflict of interest by influencing the financial intermediary and your salesperson to recommend the fund over another investment. Ask your salesperson or visit your insurance company's Web site for more information.



Summary Prospectus | May 1, 2020

DWS Government Money Market VIP

Class A

Before you invest, you may want to review the fund's prospectus, which contains more information about the fund and its risks. You can find the fund's prospectus, reports to shareholders, Statement of Additional Information and other information about the fund online at dws.com/vipros. You can also get this information at no cost by e-mailing a request to service@dws.com, calling (800) 728-3337 or by contacting your insurance company. The Prospectus and Statement of Additional Information, both dated May 1, 2020, as may be revised or supplemented from time to time, are incorporated by reference into this Summary Prospectus.

Beginning on January 1, 2021, as permitted by regulations adopted by the Securities and Exchange Commission, you may not be receiving paper copies of the fund's shareholder reports from the insurance company that offers your contract unless you specifically request paper copies from your insurance company or from your financial intermediary. Instead, the shareholder reports will be made available on a Web site, and your insurance company will notify you by mail each time a report is posted and provide you with a Web site link to access the report. Instructions for requesting paper copies will be provided by your insurance company.

If you already elected to receive shareholder reports electronically, you will not be affected by this change and you need not take any action. You may elect to receive shareholder reports and other communications from your insurance company electronically by following the instructions provided by your insurance company.

You may elect to receive all future reports in paper free of charge from your insurance company. If your insurance company informs you that future reports will be delivered via Web access, you can inform your insurance company that you wish to continue receiving paper copies of your shareholder reports by following the instructions provided by your insurance company.

INVESTMENT OBJECTIVE

The fund seeks maximum current income to the extent consistent with stability of principal.

FEES AND EXPENSES

This table describes the fees and expenses you may pay if you buy and hold shares of the fund. This information does not reflect fees associated with the separate account that invests in the fund or any variable life insurance policy or variable annuity contract for which the fund is an investment option. These fees will increase expenses.

SHAREHOLDER FEES

(paid directly from your investment)	None
--------------------------------------	------

ANNUAL FUND OPERATING EXPENSES

(expenses that you pay each year as a % of the value of your investment)

Management fee	0.24
Distribution/service (12b-1) fees	None
Other expenses	0.23
Total annual fund operating expenses	0.47

EXAMPLE

This Example is intended to help you compare the cost of investing in the fund with the cost of investing in other mutual funds. The Example assumes that you invest \$10,000 in the fund for the time periods indicated and then redeem all of your shares at the end of those periods. The Example also assumes that your investment has a 5% return each year and that the fund's operating expenses remain the same. This example does not reflect any fees or sales charges imposed by a variable contract for which the fund is an investment option. If they were included, your costs would be higher.

Although your actual costs may be higher or lower, based on these assumptions your costs would be:

1 Year	3 Years	5 Years	10 Years
\$48	\$151	\$263	\$591

PRINCIPAL INVESTMENT STRATEGIES

Main investments. The fund is a money market fund that is managed in accordance with federal regulations which govern the quality, maturity, diversity and liquidity of instruments in which a money market fund may invest.

The fund operates as a "government money market fund," as such term is defined under federal regulations. As a government money market fund, the fund is required to

invest at least 99.5% of its total assets at the time of investment in cash, US government securities, and/or repurchase agreements that are collateralized by these instruments.

The fund follows policies designed to maintain a stable \$1.00 share price.

The fund primarily invests in the following types of investments:

- US Treasury bills, notes, bonds and other obligations issued or guaranteed by the US government, its agencies or instrumentalities.
- Repurchase agreements backed by these instruments. In a repurchase agreement, the fund buys securities at one price with a simultaneous agreement to sell back the securities at a future date at an agreed-upon price.

The fund may invest in floating and variable rate instruments (obligations that do not bear interest at fixed rates).

Under normal circumstances, the fund invests at least 80% of net assets, plus the amount of any borrowings for investment purposes, in US government securities and/or repurchase agreements that are collateralized by US government securities.

Management process. Working in consultation with portfolio management, a credit team screens potential securities and develops a list of those that the fund may buy. Portfolio management, looking for attractive yield and weighing considerations such as credit quality, economic outlooks and possible interest rate movements, then decides which securities on this list to buy.

MAIN RISKS

There are several risk factors that could reduce the yield you get from the fund, cause the fund's performance to trail that of other investments, or cause you to lose money.

Money market fund risk. You could lose money by investing in the fund. Although the fund seeks to preserve the value of your investment at \$1.00 per share, it cannot guarantee it will do so. An investment in the fund is not insured or guaranteed by the Federal Deposit Insurance Corporation or any other government agency. The Advisor has no legal obligation to provide financial support to the fund, and you should not expect that the Advisor will provide financial support to the fund at any time.

Market risk. The market value of the securities in which the fund invests may be impacted by the prospects of individual issuers, particular sectors or governments and/or general economic conditions throughout the world due to increasingly interconnected global economies and financial markets.

Market disruption risk. Geopolitical and other events, including war, terrorism, economic uncertainty, trade disputes, public health crises and related geopolitical events have led, and in the future may lead, to disruptions in the US and world economies and markets, which may increase financial market volatility and have significant

adverse direct or indirect effects on the fund and its investments. Market disruptions could cause the fund to lose money, experience significant redemptions, and encounter operational difficulties. Although multiple asset classes may be affected by a market disruption, the duration and effects may not be the same for all types of assets.

Recent market disruption events include the pandemic spread of the novel coronavirus known as COVID-19, and the significant uncertainty, market volatility, decreased economic and other activity and increased government activity that it has caused. Specifically, COVID-19 has led to significant death and morbidity, and concerns about its further spread have resulted in the closing of schools and non-essential businesses, cancellations, shelter-in-place orders, lower consumer spending in certain sectors, social distancing, bans on large social gatherings and travel, quarantines, government economic stimulus measures, reduced productivity, rapid increases in unemployment, increased demand for and strain on government and medical resources, border closings and global trade and supply chain interruptions, among others. The full effects, duration and costs of the COVID-19 pandemic are impossible to predict, and the circumstances surrounding the COVID-19 pandemic will continue to evolve. The pandemic may affect certain countries, industries, economic sectors, companies and investment products more than others, may exacerbate existing economic, political, or social tensions and may increase the probability of an economic recession or depression. The fund and its investments may be adversely affected by the effects of the COVID-19 pandemic, and a prolonged pandemic may result in the fund and its service providers experiencing operational difficulties in coordinating a remote workforce and implementing their business continuity plans, among others.

Interest rate risk. Rising interest rates could cause the value of the fund's investments — and therefore its share price as well — to decline. Conversely, any decline in interest rates is likely to cause the fund's yield to decline, and during periods of unusually low interest rates, the fund's yield may approach zero. A low interest rate environment may prevent the fund from providing a positive yield or paying fund expenses out of current income and, at times, could impair the fund's ability to maintain a stable \$1.00 share price. Over time, the total return of a money market fund may not keep pace with inflation, which could result in a net loss of purchasing power for long-term investors. Recent and potential future changes in monetary policy made by central banks or governments are likely to affect the level of interest rates. Money market funds try to minimize this risk by purchasing short-term securities.

If there is an insufficient supply of US government securities to meet investor demand, it could result in lower yields on such securities and increase interest rate risk for the fund.

The fund or the instruments in which the fund invests may be adversely affected by the phase out of the use of the London Interbank Offered Rate (LIBOR), the benchmark rate for certain floating rate securities. There remains uncertainty regarding the future use of LIBOR, and the nature of any replacement reference rate and, accordingly, it is difficult to predict the impact to the fund of the transition, which is expected to occur by the end of 2021.

Security selection risk. Although short-term securities are relatively stable investments, it is possible that the securities in which the fund invests will not perform as expected. This could cause the fund's returns to lag behind those of similar money market funds and could result in a decline in share price.

Repurchase agreement risk. If the party that sells the securities to the fund defaults on its obligation to repurchase them at the agreed-upon time and price, the fund could lose money.

Counterparty risk. A financial institution or other counterparty with whom the fund does business, or that underwrites, distributes or guarantees any investments or contracts that the fund owns or is otherwise exposed to, may decline in financial health and become unable to honor its commitments. This could cause losses for the fund or could delay the return or delivery of collateral or other assets to the fund.

Credit risk. The fund's performance could be hurt and the fund's share price could fall below \$1.00 if an issuer of a debt security suffers an adverse change in financial condition that results in the issuer not making timely payments of interest or principal, a security downgrade or an inability to meet a financial obligation.

Some securities issued by US government agencies or instrumentalities are backed by the full faith and credit of the US government. Other securities that are supported only by the credit of the issuing agency or instrumentality are subject to greater credit risk than securities backed by the full faith and credit of the US government. This is because the US government might provide financial support, but has no obligation to do so, if there is a potential or actual loss of principal or failure to make interest payments.

Because of the rising US government debt burden, it is possible that the US government may not be able to meet its financial obligations or that securities issued by the US government may experience credit downgrades. Such a credit event may also adversely impact the financial markets and the fund.

Liquidity and transaction risk. The liquidity of portfolio securities can deteriorate rapidly due to credit events affecting issuers or guarantors or due to general market conditions and a lack of willing buyers. When there are no willing buyers and an instrument cannot be readily sold at a desired time or price, the fund may have to accept a lower price or may not be able to sell the instrument at all. If

dealer capacity in debt instruments is insufficient for market conditions, it may further inhibit liquidity and increase volatility in the debt markets. Additionally, market participants other than the fund may attempt to sell debt holdings at the same time as the fund, which could cause downward pricing pressure and contribute to illiquidity. An inability to sell one or more portfolio securities can adversely affect the fund's ability to maintain a \$1.00 share price or prevent the fund from being able to take advantage of other investment opportunities.

Unusual market conditions, an unusually high volume of redemption requests or other similar conditions could cause the fund to be unable to pay redemption proceeds within a short period of time. If the fund is forced to sell securities at an unfavorable time and/or under unfavorable conditions, such sales may adversely affect the fund's ability to maintain a \$1.00 share price.

Prepayment and extension risk. When interest rates fall, issuers of high interest debt obligations may pay off the debts earlier than expected (prepayment risk), and the fund may have to reinvest the proceeds at lower yields. When interest rates rise, issuers of lower interest debt obligations may pay off the debts later than expected (extension risk), thus keeping the fund's assets tied up in lower interest debt obligations. Ultimately, any unexpected behavior in interest rates could increase the volatility of the fund's yield and could hurt fund performance. Prepayments could also create capital gains tax liability in some instances.

Risks of holding cash. The fund will at times hold cash positions, which may hurt the fund's performance. Cash positions may also subject the fund to additional risks and costs, including any fees imposed by the fund's custodian for large cash balances.

Operational and technology risk. Cyber-attacks, disruptions or failures that affect the fund's service providers or counterparties, issuers of securities held by the fund, or other market participants may adversely affect the fund and its shareholders, including by causing losses for the fund or impairing fund operations. For example, the fund's or its service providers' assets or sensitive or confidential information may be misappropriated, data may be corrupted and operations may be disrupted (e.g., cyber-attacks, operational failures or broader disruptions may cause the release of private shareholder information or confidential fund information, interfere with the processing of shareholder transactions, impact the ability to calculate the fund's net asset value and impede trading). Market events and disruptions also may trigger a volume of transactions that overloads current information technology and communication systems and processes, impacting the ability to conduct the fund's operations.

While the fund and its service providers may establish business continuity and other plans and processes that seek to address the possibility of and fallout from cyber-attacks, disruptions or failures, there are inherent

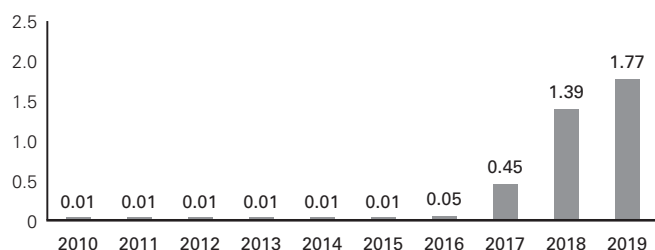
limitations in such plans and systems, including that they do not apply to third parties, such as fund counterparties, issuers of securities held by the fund or other market participants, as well as the possibility that certain risks have not been identified or that unknown threats may emerge in the future and there is no assurance that such plans and processes will be effective. Among other situations, disruptions (for example, pandemics or health crises) that cause prolonged periods of remote work or significant employee absences at the fund's service providers could impact the ability to conduct the fund's operations. In addition, the fund cannot directly control any cybersecurity plans and systems put in place by its service providers, fund counterparties, issuers of securities held by the fund or other market participants.

PAST PERFORMANCE

How a fund's returns vary from year to year can give an idea of its risk. Past performance may not indicate future results. All performance figures below assume that dividends were reinvested. The 7-day yield, which is often referred to as the "current yield," is the income generated by the fund over a seven-day period. This amount is then annualized, which means that we assume the fund generates the same income every week for a year. For more recent performance figures, go to dws.com (the Web site does not form a part of this prospectus) or call the phone number included in this prospectus. This information does not reflect fees associated with the separate account that invests in the fund or any variable life insurance policy or variable annuity contract for which the fund is an investment option. These fees will reduce returns.

Prior to May 2, 2016, the fund operated as a prime money market fund that had the ability to invest in certain types of securities that the fund is no longer permitted to hold to any significant extent (i.e., over 0.5% of total assets). Consequently, the performance information below may have been different if the fund's current investment limitations had been in effect during the period prior to the fund's conversion to a government money market fund.

CALENDAR YEAR TOTAL RETURNS (%) (CLASS A)



	Returns	Period ending
Best Quarter	0.49%	June 30, 2019
Worst Quarter	0.00%	March 31, 2011
Year-to-Date	0.23%	March 31, 2020

AVERAGE ANNUAL TOTAL RETURNS

(For periods ended 12/31/2019 expressed as a %)

	Class Inception	1 Year	5 Years	10 Years
Class A	4/6/1982	1.77	0.73	0.37

Total returns would have been lower if operating expenses had not been reduced.

7-day yield as of December 31, 2019: 1.16%

MANAGEMENT

Investment Advisor

DWS Investment Management Americas, Inc.

PURCHASE AND SALE OF FUND SHARES

The fund is intended for use in a variable insurance product. You should contact the sponsoring insurance company for information on how to purchase and sell shares of the fund.

TAX INFORMATION

The fund normally distributes its net investment income and realized capital gains, if any, to its shareholders, the separate accounts of participating insurance companies. These distributions may not be taxable to the holders of variable annuity contracts and variable life insurance policies. For information concerning the federal income tax consequences for the holders of such contracts or policies, holders should consult the prospectus used in connection with the issuance of their particular contracts or policies.

PAYMENTS TO FINANCIAL INTERMEDIARIES

If you purchase shares of the fund through selected affiliated and unaffiliated brokers, dealers, participating insurance companies or other financial intermediaries, the fund, the Advisor, and/or the Advisor's affiliates, may pay the financial intermediary for the sale of fund shares and related services. These payments may create a conflict of interest by influencing the financial intermediary and your salesperson to recommend the fund over another investment. Ask your salesperson or visit your insurance company's Web site for more information.

DWS Small Mid Cap Growth VIP

Class A

Before you invest, you may want to review the fund's prospectus, which contains more information about the fund and its risks. You can find the fund's prospectus, reports to shareholders, Statement of Additional Information and other information about the fund online at dws.com/vipros. You can also get this information at no cost by e-mailing a request to service@dws.com, calling (800) 728-3337 or by contacting your insurance company. The Prospectus and Statement of Additional Information, both dated May 1, 2020, as may be revised or supplemented from time to time, are incorporated by reference into this Summary Prospectus.

Beginning on January 1, 2021, as permitted by regulations adopted by the Securities and Exchange Commission, you may not be receiving paper copies of the fund's shareholder reports from the insurance company that offers your contract unless you specifically request paper copies from your insurance company or from your financial intermediary. Instead, the shareholder reports will be made available on a Web site, and your insurance company will notify you by mail each time a report is posted and provide you with a Web site link to access the report. Instructions for requesting paper copies will be provided by your insurance company.

If you already elected to receive shareholder reports electronically, you will not be affected by this change and you need not take any action. You may elect to receive shareholder reports and other communications from your insurance company electronically by following the instructions provided by your insurance company.

You may elect to receive all future reports in paper free of charge from your insurance company. If your insurance company informs you that future reports will be delivered via Web access, you can inform your insurance company that you wish to continue receiving paper copies of your shareholder reports by following the instructions provided by your insurance company.

INVESTMENT OBJECTIVE

The fund seeks long-term capital appreciation.

FEES AND EXPENSES

This table describes the fees and expenses you may pay if you buy and hold shares of the fund. This information does not reflect fees associated with the separate account that invests in the fund or any variable life insurance policy or variable annuity contract for which the fund is an investment option. These fees will increase expenses.

SHAREHOLDER FEES

(paid directly from your investment)	None
--------------------------------------	------

ANNUAL FUND OPERATING EXPENSES

(expenses that you pay each year as a % of the value of your investment)

Management fee	0.55
Distribution/service (12b-1) fees	None
Other expenses	0.27
Total annual fund operating expenses	0.82
Fee waiver/expense reimbursement	0.01
Total annual fund operating expenses after fee waiver/expense reimbursement	0.81

The Advisor has contractually agreed through April 30, 2021 to waive its fees and/or reimburse certain operating expenses of the fund to the extent necessary to maintain the fund's total annual operating expenses (excluding certain expenses such as extraordinary expenses, taxes, brokerage and interest expenses and acquired funds fees and expenses) at a ratio no higher than 0.81% for Class A shares. The agreement may only be terminated with the consent of the fund's Board.

EXAMPLE

This Example is intended to help you compare the cost of investing in the fund with the cost of investing in other mutual funds. The Example assumes that you invest \$10,000 in the fund for the time periods indicated and then redeem all of your shares at the end of those periods. The Example also assumes that your investment has a 5% return each year and that the fund's operating expenses (including one year of capped expenses in each period) remain the same. This example does not reflect any fees or sales charges imposed by a variable contract for which the fund is an investment option. If they were included, your costs would be higher.

Although your actual costs may be higher or lower, based on these assumptions your costs would be:

1 Year	3 Years	5 Years	10 Years
\$83	\$261	\$454	\$1,013

PORTFOLIO TURNOVER

The fund pays transaction costs, such as commissions, when it buys and sells securities (or “turns over” its portfolio). A higher portfolio turnover may indicate higher transaction costs. These costs are not reflected in annual fund operating expenses or in the expense example, and can affect the fund’s performance. During the most recent fiscal year, the fund’s portfolio turnover rate was 10% of the average value of its portfolio.

PRINCIPAL INVESTMENT STRATEGIES

Main investments. Under normal circumstances, the fund invests at least 80% of net assets, plus the amount of any borrowings for investment purposes, in common stocks and other equity securities of small and mid-sized US companies. The fund defines small companies as those that are similar in market capitalization to those in the Russell 2000® Growth Index. While the market capitalization of the Russell 2000® Growth Index changes throughout the year, as of February 29, 2020, the market capitalization range of the Russell 2000® Growth Index was between \$21.09 million and \$9.86 billion. Under normal circumstances, the Russell 2000® Growth Index is reconstituted annually every June. The fund defines mid-sized companies as those that are similar in market capitalization to those in the Russell Midcap® Growth Index. While the market capitalization range of the Russell Midcap® Growth Index changes throughout the year, as of February 29, 2020, the market capitalization range of the Russell Midcap® Growth Index was between \$6.98 million and \$73.79 billion. Under normal circumstances, the Russell Midcap® Growth Index is reconstituted annually every June. The fund intends to invest primarily in companies whose market capitalizations fall within the normal range of each index at the time of investment. The fund invests primarily in common stocks but may invest in other types of equity securities such as preferred stocks or convertible securities. While the fund invests mainly in US stocks, it could invest up to 20% of net assets in foreign securities, including emerging markets securities. The fund may invest in initial public offerings.

Management process. In choosing stocks, portfolio management focuses on individual security selection rather than industry selection. Portfolio management uses an active process that combines financial analysis with company visits to evaluate management and strategies.

Company research is significant to the investment process. Portfolio management uses a “bottom-up” approach to picking securities, focusing on stocks that it believes have superior growth prospects and above average intermediate to long-term performance potential.

Portfolio management emphasizes individual selection of small and mid-sized company stocks across all economic sectors, early in their growth cycles and which portfolio management believes to have the potential to be the blue chips of the future. Portfolio management generally seeks companies it believes have a leading or dominant position in their niche markets, a high rate of return on invested capital and the ability to finance a major part of future growth from internal sources. Portfolio management also looks for estimated above-average growth in revenues and earnings and a balance sheet that portfolio management believes can support this growth potential with sufficient working capital and manageable levels of debt.

Portfolio management follows a disciplined selling process that seeks to lessen risk, and will normally sell a stock when its price reaches portfolio management’s expectations, portfolio management believes there is a material change in the company’s fundamentals, other investments offer better opportunities or in an effort to readjust the weighted average market capitalization of the fund.

Portfolio management may consider information about Environmental, Social and Governance (ESG) issues in its fundamental research process and when making investment decisions.

Securities lending. The fund may lend securities (up to one-third of total assets) to approved institutions, such as registered broker-dealers, banks and pooled investment vehicles.

MAIN RISKS

There are several risk factors that could hurt the fund’s performance, cause you to lose money or cause the fund’s performance to trail that of other investments. The fund may not achieve its investment objective, and is not intended to be a complete investment program. An investment in the fund is not a deposit of a bank and is not insured or guaranteed by the Federal Deposit Insurance Corporation or any other governmental agency.

Stock market risk. When stock prices fall, you should expect the value of your investment to fall as well. Stock prices can be hurt by poor management on the part of the stock’s issuer, shrinking product demand and other business risks. These may affect single companies as well as groups of companies. The market as a whole may not favor the types of investments the fund makes, which could adversely affect a stock’s price, regardless of how well the company performs, or the fund’s ability to sell a stock at an attractive price. There is a chance that stock prices overall will decline because stock markets tend to move in cycles, with periods of rising and falling prices. Events in the US and global financial markets, including actions taken by the US Federal Reserve or foreign central banks to stimulate or stabilize economic growth, may at times result in unusually high market volatility which could negatively affect performance. To the extent that the fund

invests in a particular geographic region, capitalization or sector, the fund's performance may be affected by the general performance of that region, capitalization or sector.

Market disruption risk. Geopolitical and other events, including war, terrorism, economic uncertainty, trade disputes, public health crises and related geopolitical events have led, and in the future may lead, to disruptions in the US and world economies and markets, which may increase financial market volatility and have significant adverse direct or indirect effects on the fund and its investments. Market disruptions could cause the fund to lose money, experience significant redemptions, and encounter operational difficulties. Although multiple asset classes may be affected by a market disruption, the duration and effects may not be the same for all types of assets.

Recent market disruption events include the pandemic spread of the novel coronavirus known as COVID-19, and the significant uncertainty, market volatility, decreased economic and other activity and increased government activity that it has caused. Specifically, COVID-19 has led to significant death and morbidity, and concerns about its further spread have resulted in the closing of schools and non-essential businesses, cancellations, shelter-in-place orders, lower consumer spending in certain sectors, social distancing, bans on large social gatherings and travel, quarantines, government economic stimulus measures, reduced productivity, rapid increases in unemployment, increased demand for and strain on government and medical resources, border closings and global trade and supply chain interruptions, among others. The full effects, duration and costs of the COVID-19 pandemic are impossible to predict, and the circumstances surrounding the COVID-19 pandemic will continue to evolve. The pandemic may affect certain countries, industries, economic sectors, companies and investment products more than others, may exacerbate existing economic, political, or social tensions and may increase the probability of an economic recession or depression. The fund and its investments may be adversely affected by the effects of the COVID-19 pandemic, and a prolonged pandemic may result in the fund and its service providers experiencing operational difficulties in coordinating a remote workforce and implementing their business continuity plans, among others.

Small company risk. Small company stocks tend to be more volatile than medium-sized or large company stocks. Because stock analysts are less likely to follow small companies, less information about them is available to investors. Industry-wide reversals may have a greater impact on small companies, since they may lack the financial resources of larger companies. Small company stocks are typically less liquid than large company stocks.

Medium-sized company risk. Medium-sized company stocks tend to be more volatile than large company stocks. Because stock analysts are less likely to follow medium-sized companies, less information about them is available

to investors. Industry-wide reversals may have a greater impact on medium-sized companies, since they lack the financial resources of larger companies. Medium-sized company stocks are typically less liquid than large company stocks.

Growth investing risk. As a category, growth stocks may underperform value stocks (and the stock market as a whole) over any period of time. Because the prices of growth stocks are based largely on the expectation of future earnings, growth stock prices can decline rapidly and significantly in reaction to negative news about such factors as earnings, the economy, political developments, or other news.

Security selection risk. The securities in the fund's portfolio may decline in value. Portfolio management could be wrong in its analysis of industries, companies, economic trends, the relative attractiveness of different securities or other matters.

Focus risk. To the extent that the fund focuses its investments in particular industries, asset classes or sectors of the economy, any market price movements, regulatory or technological changes, or economic conditions affecting companies in those industries, asset classes or sectors may have a significant impact on the fund's performance.

Foreign investment risk. The fund faces the risks inherent in foreign investing. Adverse political, economic or social developments, as well as US and foreign government actions such as the imposition of tariffs, economic and trade sanctions or embargoes, could undermine the value of the fund's investments, prevent the fund from realizing the full value of its investments or prevent the fund from selling securities it holds. In June 2016, citizens of the United Kingdom approved a referendum to leave the European Union (EU) and in March 2017, the United Kingdom initiated the formal process of withdrawing from the EU. On January 31, 2020, the United Kingdom officially withdrew from the EU pursuant to a withdrawal agreement, providing for a transition period, initially through December 31, 2020, in which the United Kingdom will seek to negotiate and finalize a trade deal with the EU, but that may be extended for up to two years. During this transition period, the United Kingdom will effectively remain in the EU from an economic perspective but will no longer have any political representation on the EU parliament. Significant uncertainty exists regarding the outcome of these negotiations and any adverse economic and political effects it may have on the United Kingdom, other EU countries and the global economy.

Financial reporting standards for companies based in foreign markets differ from those in the US. Additionally, foreign securities markets generally are smaller and less liquid than US markets. To the extent that the fund invests in non-US dollar denominated foreign securities, changes in currency exchange rates may affect the US dollar value of foreign securities or the income or gain received on these securities.

Emerging markets risk. Foreign investment risks are greater in emerging markets than in developed markets. Investments in emerging markets are often considered speculative.

Securities lending risk. Any decline in the value of a portfolio security that occurs while the security is out on loan is borne by the fund and will adversely affect performance. Also, there may be delays in recovery of securities loaned or even a loss of rights in the collateral should the borrower of the securities fail financially while holding the security.

Counterparty risk. A financial institution or other counterparty with whom the fund does business, or that underwrites, distributes or guarantees any investments or contracts that the fund owns or is otherwise exposed to, may decline in financial health and become unable to honor its commitments. This could cause losses for the fund or could delay the return or delivery of collateral or other assets to the fund.

IPO risk. Prices of securities bought in an initial public offering (IPO) may rise and fall rapidly, often because of investor perceptions rather than economic reasons. To the extent a mutual fund is small in size, its IPO investments may have a significant impact on its performance since they may represent a larger proportion of the fund's overall portfolio as compared to the portfolio of a larger fund.

Liquidity risk. In certain situations, it may be difficult or impossible to sell an investment and/or the fund may sell certain investments at a price or time that is not advantageous in order to meet redemption requests or other cash needs. Unusual market conditions, such as an unusually high volume of redemptions or other similar conditions could increase liquidity risk for the fund.

Pricing risk. If market conditions make it difficult to value some investments, the fund may value these investments using more subjective methods, such as fair value pricing. In such cases, the value determined for an investment could be different from the value realized upon such investment's sale. As a result, you could pay more than the market value when buying fund shares or receive less than the market value when selling fund shares.

ESG investing risk. When portfolio management considers ESG factors in its fundamental research process and when making investment decisions, there is a risk that the fund may forgo otherwise attractive investment opportunities or increase or decrease its exposure to certain types of issuers and, therefore, may underperform funds that do not consider ESG factors.

Operational and technology risk. Cyber-attacks, disruptions or failures that affect the fund's service providers or counterparties, issuers of securities held by the fund, or other market participants may adversely affect the fund and its shareholders, including by causing losses for the fund or impairing fund operations. For example, the fund's

or its service providers' assets or sensitive or confidential information may be misappropriated, data may be corrupted and operations may be disrupted (e.g., cyber-attacks, operational failures or broader disruptions may cause the release of private shareholder information or confidential fund information, interfere with the processing of shareholder transactions, impact the ability to calculate the fund's net asset value and impede trading). Market events and disruptions also may trigger a volume of transactions that overloads current information technology and communication systems and processes, impacting the ability to conduct the fund's operations.

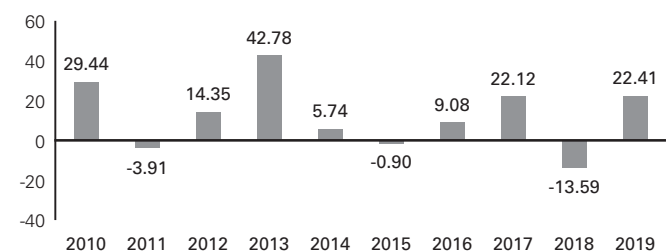
While the fund and its service providers may establish business continuity and other plans and processes that seek to address the possibility of and fallout from cyber-attacks, disruptions or failures, there are inherent limitations in such plans and systems, including that they do not apply to third parties, such as fund counterparties, issuers of securities held by the fund or other market participants, as well as the possibility that certain risks have not been identified or that unknown threats may emerge in the future and there is no assurance that such plans and processes will be effective. Among other situations, disruptions (for example, pandemics or health crises) that cause prolonged periods of remote work or significant employee absences at the fund's service providers could impact the ability to conduct the fund's operations. In addition, the fund cannot directly control any cybersecurity plans and systems put in place by its service providers, fund counterparties, issuers of securities held by the fund or other market participants.

PAST PERFORMANCE

How a fund's returns vary from year to year can give an idea of its risk; so can comparing fund performance to overall market performance (as measured by an appropriate market index). Past performance may not indicate future results. All performance figures below assume that dividends and distributions were reinvested. For more recent performance figures, go to dws.com (the Web site does not form a part of this prospectus) or call the telephone number included in this prospectus. This information does not reflect fees associated with the separate account that invests in the fund or any variable life insurance policy or variable annuity contract for which the fund is an investment option. These fees will reduce returns.

Prior to May 1, 2011, the fund was named DWS Small Cap Growth VIP and operated with a different objective and investment strategy. Performance would have been different if the fund's current investment strategy had been in effect.

CALENDAR YEAR TOTAL RETURNS (%) (CLASS A)



	Returns	Period ending
Best Quarter	16.98%	December 31, 2010
Worst Quarter	-22.08%	September 30, 2011
Year-to-Date	-26.06%	March 31, 2020

AVERAGE ANNUAL TOTAL RETURNS

(For periods ended 12/31/2019 expressed as a %)

	Class Inception	1 Year	5 Years	10 Years
Class A before tax	5/2/1994	22.41	6.91	11.60
Russell 2500 Growth Index (reflects no deduction for fees, expenses or taxes)		32.65	10.84	14.01

MANAGEMENT

Investment Advisor

DWS Investment Management Americas, Inc.

Portfolio Manager(s)

Peter Barsa, Director. Portfolio Manager of the fund. Began managing the fund in 2017.

Michael A. Sesser, CFA, Director. Portfolio Manager of the fund. Began managing the fund in 2017.

PURCHASE AND SALE OF FUND SHARES

The fund is intended for use in a variable insurance product. You should contact the sponsoring insurance company for information on how to purchase and sell shares of the fund.

TAX INFORMATION

The fund normally distributes its net investment income and realized capital gains, if any, to its shareholders, the separate accounts of participating insurance companies. These distributions may not be taxable to the holders of variable annuity contracts and variable life insurance policies. For information concerning the federal income tax consequences for the holders of such contracts or policies, holders should consult the prospectus used in connection with the issuance of their particular contracts or policies.

PAYMENTS TO FINANCIAL INTERMEDIARIES

If you purchase shares of the fund through selected affiliated and unaffiliated brokers, dealers, participating insurance companies or other financial intermediaries, the fund, the Advisor, and/or the Advisor's affiliates, may pay the financial intermediary for the sale of fund shares and related services. These payments may create a conflict of interest by influencing the financial intermediary and your salesperson to recommend the fund over another investment. Ask your salesperson or visit your insurance company's Web site for more information.

BNY Mellon Investment Portfolios:

MidCap Stock Portfolio



Summary Prospectus | May 1, 2020

Initial Shares Service Shares

Before you invest, you may want to review the fund's prospectus, which contains more information about the fund and its risks. You can find the fund's prospectus and other information about the fund, including the statement of additional information and most recent reports to shareholders, online at <http://im.bnymellon.com/variable>. You can also get this information at no cost by calling 1-800-373-9387 (inside the U.S. only) or by sending an e-mail request to info@bnymellon.com. The fund's prospectus and statement of additional information, dated May 1, 2020 (each as revised or supplemented), are incorporated by reference into this summary prospectus.

Investment Objective

The fund seeks investment results that are greater than the total return performance of publicly traded common stocks of medium-size domestic companies in the aggregate, as represented by the Standard & Poor's MidCap 400® Index (S&P 400 Index).

Fees and Expenses

This table describes the fees and expenses that you may pay if you buy and hold shares of the fund. These figures do not reflect any fees or charges imposed by participating insurance companies under their Variable Annuity contracts (VA contracts) or Variable Life Insurance policies (VLI policies), and if such fees and/or charges were included, the fees and expenses would be higher.

Annual Fund Operating Expenses (expenses that you pay each year as a percentage of the value of your investment)		
	Initial Shares	Service Shares
Management fees	.75	.75
Distribution and/or service (12b-1) fees	none	.25
Other expenses	.11	.11
Total annual fund operating expenses	.86	1.11

Example

The Example is intended to help you compare the cost of investing in the fund with the cost of investing in other mutual funds. The Example assumes that you invest \$10,000 in the fund for the time periods indicated and then hold or redeem all of your shares at the end of those periods. The Example also assumes that your investment has a 5% return each year and that the fund's operating expenses remain the same. The Example does not reflect fees and expenses incurred under VA contracts and VLI policies; if they were reflected, the figures in the Example would be higher. Although your actual costs may be higher or lower, based on these assumptions your costs would be:

	1 Year	3 Years	5 Years	10 Years
Initial Shares	\$88	\$274	\$477	\$1,061
Service Shares	\$113	\$353	\$612	\$1,352

Portfolio Turnover

The fund pays transaction costs, such as commissions, when it buys and sells securities (or "turns over" its portfolio). A higher portfolio turnover may indicate higher transaction costs. These costs, which are not reflected in annual fund operating expenses or in the Example, affect the fund's performance. During the most recent fiscal year, the fund's portfolio turnover rate was 82.88% of the average value of its portfolio.

Principal Investment Strategy

To pursue its goal, the fund normally invests at least 80% of its net assets, plus any borrowings for investment purposes, in stocks of mid-cap companies. The fund invests in growth and value stocks, which are chosen through a disciplined investment process

that combines computer modeling techniques, fundamental analysis and risk management. Consistency of returns compared to the S&P 400 Index, the fund's benchmark, is a primary goal of the investment process.

The fund's portfolio managers select stocks through a "bottom-up," structured approach that seeks to identify undervalued securities using a quantitative ranking process. The process is driven by a proprietary quantitative model that measures a diverse set of corporate characteristics to identify and rank stocks based on valuation, momentum and sentiment and earnings quality measures.

Next, the fund's portfolio managers construct the portfolio through a risk controlled process, focusing on stock selection as opposed to making proactive decisions as to industry and sector exposure. The portfolio managers seek to maintain a portfolio that has exposure to industries and market capitalizations that are generally similar to the fund's benchmark. Finally, within each sector and style subset, the fund will seek to overweight the most attractive stocks and underweight or not hold the stocks that have been ranked least attractive.

Principal Risks

An investment in the fund is not a bank deposit. It is not insured or guaranteed by the Federal Deposit Insurance Corporation (FDIC) or any other government agency. It is not a complete investment program. The fund's share price fluctuates, sometimes dramatically, which means you could lose money.

- *Risks of stock investing.* Stocks generally fluctuate more in value than bonds and may decline significantly over short time periods. There is the chance that stock prices overall will decline because stock markets tend to move in cycles, with periods of rising prices and falling prices. The market value of a stock may decline due to general market conditions or because of factors that affect the particular company or the company's industry.
- *Midsized company risk.* Midsized companies carry additional risks because the operating histories of these companies tend to be more limited, their earnings and revenues less predictable (and some companies may be experiencing significant losses), and their share prices more volatile than those of larger, more established companies.
- *Growth and value stock risk.* By investing in a mix of growth and value companies, the fund assumes the risks of both. Investors often expect growth companies to increase their earnings at a certain rate. If these expectations are not met, investors can punish the stocks inordinately, even if earnings do increase. In addition, growth stocks may lack the dividend yield that may cushion stock prices in market downturns. Value stocks involve the risk that they may never reach their expected full market value, either because the market fails to recognize the stock's intrinsic worth or the expected value was misgauged.
- *Market risk.* The value of the securities in which the fund invests may be affected by political, regulatory, economic and social developments, and developments that impact specific economic sectors, industries or segments of the market. In addition, turbulence in financial markets and reduced liquidity in equity, credit and/or fixed income markets may negatively affect many issuers, which could adversely affect the fund. Global economies and financial markets are becoming increasingly interconnected, and conditions and events in one country, region or financial market may adversely impact issuers in a different country, region or financial market. These risks may be magnified if certain events or developments adversely interrupt the global supply chain; in these and other circumstances, such risks might affect companies world-wide. Recent examples include pandemic risks related to COVID-19 and aggressive measures taken world-wide in response by governments, including closing borders, restricting international and domestic travel, and the imposition of prolonged quarantines of large populations, and by businesses, including changes to operations and reducing staff. The effects of COVID-19 have contributed to increased volatility in global markets and will likely affect certain countries, companies, industries and market sectors more dramatically than others. The COVID-19 pandemic has had, and any other outbreak of an infectious disease or other serious public health concern could have, a significant negative impact on economic and market conditions and could trigger a prolonged period of global economic slowdown. To the extent the fund may overweight its investments in certain countries, companies, industries or market sectors, such positions will increase the fund's exposure to risk of loss from adverse developments affecting those countries, companies, industries or sectors.
- *Management risk.* The investment process used by the fund's portfolio managers could fail to achieve the fund's investment goal and cause your fund investment to lose value.

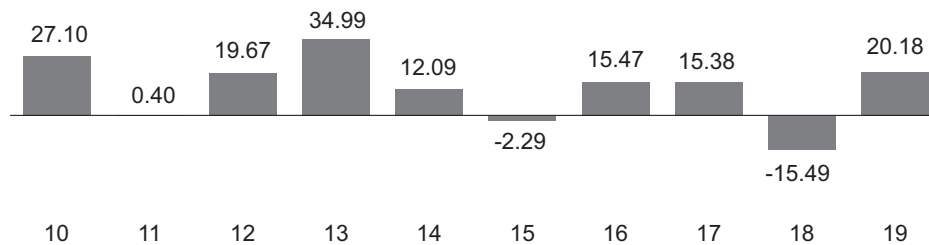
Performance

The following bar chart and table provide some indication of the risks of investing in the fund. The bar chart shows changes in the performance of the fund's Initial shares from year to year. The table compares the average annual total returns of the fund's shares to those of a broad measure of market performance. The fund's past performance is not necessarily an indication of how the fund will perform in the future. More recent performance information may be available at www.bnymellonim.com/us.

Performance information reflects the fund's expenses only and does not reflect the fees and charges imposed by participating insurance companies under their VA contracts or VLI policies. Because these fees and charges will reduce total return, policyowners should consider them when evaluating and comparing the fund's performance. Policyowners should consult the prospectus for their contract or policy for more information.

Year-by-Year Total Returns as of 12/31 each year (%)

Initial Shares



Best Quarter

Q4, 2011: 14.93%

Worst Quarter

Q3, 2011: -19.71%

Average Annual Total Returns (as of 12/31/19)

	1 Year	5 Years	10 Years
Initial Shares	20.18%	5.75%	11.82%
Service Shares	19.85%	5.48%	11.55%
S&P MidCap 400® Index reflects no deductions for fees, expenses or taxes	26.20%	9.03%	12.72%

Portfolio Management

The fund's investment adviser is BNY Mellon Investment Adviser, Inc. (BNYM Investment Adviser).

The primary portfolio managers of the fund are Peter D. Goslin, CFA, Syed A. Zamil, CFA, Adam T. Logan, CFA and Chris Yao, CFA. Messrs. Goslin and Zamil have been primary portfolio managers of the fund since March 2017. Messrs. Logan and Yao have been primary portfolio managers of the fund since December 2019. Mr. Goslin is a director and senior portfolio manager and leads the Multi-Factor Equity team at Mellon Investments Corporation (Mellon), an affiliate of BNYM Investment Adviser. Mr. Zamil is a managing director and global investment strategist for Multi-Factor Equity team at Mellon. Mr. Logan is a vice president and a senior portfolio manager on the Multi-Factor Equity team at Mellon. Mr. Yao is a managing director and the Head of Quantitative Equity Research at Mellon. The portfolio managers also are employees of BNYM Investment Adviser.

Purchase and Sale of Fund Shares

Fund shares are offered only to separate accounts established by insurance companies to fund VA contracts and VLI policies. Individuals may not purchase shares directly from, or place sell orders directly with, the fund. The VA contracts and the VLI policies are described in the separate prospectuses issued by the participating insurance companies, over which the fund assumes no responsibility. Policyowners should consult the prospectus of the separate account of the participating insurance company for more information about buying, selling (redeeming), or exchanging fund shares.

Tax Information

The fund's distributions are taxable as ordinary income or capital gains. Since the fund's shareholders are the participating insurance companies and their separate accounts, the tax treatment of dividends and distributions will depend on the tax status of the participating insurance company. Accordingly, no discussion is included as to the federal personal income tax consequences to policyowners. For this information, policyowners should consult the prospectus of the separate account of the participating insurance company or their tax advisers.

Payments to Broker-Dealers and Other Financial Intermediaries

If you purchase shares through a broker-dealer or other financial intermediary (such as an insurance company), the fund and its related companies may pay the intermediary for the sale of fund shares and related services. To the extent that the intermediary may receive lesser or no payments in connection with the sale of other investments, the payments from the fund and its related companies may create a potential conflict of interest by influencing the broker-dealer or other intermediary and your financial representative to recommend the fund over the other investments. This potential conflict of interest may be addressed by

policies, procedures or practices adopted by the financial intermediary. As there may be many different policies, procedures or practices adopted by different intermediaries to address the manner in which compensation is earned through the sale of investments or the provision of related services, the compensation rates and other payment arrangements that may apply to a financial intermediary and its representatives may vary by intermediary. Ask your financial representative or visit your financial intermediary's website for more information.

This prospectus does not constitute an offer or solicitation in any state or jurisdiction in which, or to any person to whom, such offering or solicitation may not lawfully be made.

BNY Mellon Sustainable U.S. Equity Portfolio, Inc.

Summary Prospectus | May 1, 2020



Initial Shares Service Shares

Before you invest, you may want to review the fund's prospectus, which contains more information about the fund and its risks. You can find the fund's prospectus and other information about the fund, including the statement of additional information and most recent reports to shareholders, online at <http://im.bnymellon.com/variable>. You can also get this information at no cost by calling 1-800-373-9387 (inside the U.S. only) or by sending an e-mail request to info@bnymellon.com. The fund's prospectus and statement of additional information, dated May 1, 2020 (each as revised or supplemented), are incorporated by reference into this summary prospectus.

Investment Objective

The fund seeks long-term capital appreciation.

Fees and Expenses

This table describes the fees and expenses that you may pay if you buy and hold shares of the fund. These figures do not reflect any fees or charges imposed by participating insurance companies under their Variable Annuity contracts (VA contracts) or Variable Life Insurance policies (VLI policies), and if such fees and/or charges were included, the fees and expenses would be higher.

Annual Fund Operating Expenses (expenses that you pay each year as a percentage of the value of your investment)		
	Initial Shares	Service Shares
Management fees	.60	.60
Distribution and/or service (12b-1) fees	none	.25
Other expenses		
Shareholder service fee	.00*	none
Miscellaneous other expenses	.08	.08
Total other expenses	<u>.08</u>	<u>.08</u>
Total annual fund operating expenses	.68	.93

* Amount was less than .01%.

Example

The Example is intended to help you compare the cost of investing in the fund with the cost of investing in other mutual funds. The Example assumes that you invest \$10,000 in the fund for the time periods indicated and then hold or redeem all of your shares at the end of those periods. The Example also assumes that your investment has a 5% return each year and that the fund's operating expenses remain the same. The Example does not reflect fees and expenses incurred under VA contracts and VLI policies; if they were reflected, the figures in the Example would be higher. The one-year example and the first year of the three-, five- and ten-years examples are based on net operating expenses, which reflect the expense limitation agreement by BNY Mellon Investment Adviser, Inc. Although your actual costs may be higher or lower, based on these assumptions your costs would be:

	1 Year	3 Years	5 Years	10 Years
Initial Shares	\$69	\$218	\$379	\$847
Service Shares	\$95	\$296	\$515	\$1,143

Portfolio Turnover

The fund pays transaction costs, such as commissions, when it buys and sells securities (or "turns over" its portfolio). A higher portfolio turnover may indicate higher transaction costs. These costs, which are not reflected in annual fund operating expenses or in the Example, affect the fund's performance. During the most recent fiscal year, the fund's portfolio turnover rate was 25.43% of the average value of its portfolio.

Principal Investment Strategy

To pursue its goal, the fund normally invests at least 80% of its net assets, plus any borrowings for investment purposes, in equity securities of U.S. companies that demonstrate attractive investment attributes and sustainable business practices and have no material unresolvable environmental, social and governance (ESG) issues. The fund's sub-adviser, Newton Investment Management Limited (Newton), an affiliate of BNY Mellon Investment Adviser, Inc. (BNYM Investment Adviser), considers a company to be engaged in "sustainable business practices" if the company engages in such practices in an economic sense (*i.e.*, the company's strategy, operations and finances are stable and durable), and takes appropriate measures to manage any material consequences or impact of its policies and operations in relation to ESG matters (e.g., the company's environmental footprint, labor standards, board structure, etc.). Newton also may invest in companies where it believes it can promote sustainable business practices through ongoing company engagement and active proxy voting, such as by encouraging the company's management to improve the company's environmental footprint or voting the shares it holds of a company to improve the company's governance structure.

The fund invests principally in common stocks. The fund may invest in the stocks of companies with any market capitalization, but focuses on companies with market capitalizations of \$5 billion or more at the time of purchase. The fund may invest up to 20% of its net assets in the stocks of foreign companies, including up to 10% of its net assets in the securities of issuers in emerging market countries, that demonstrate attractive investment attributes and sustainable business practices and have no material unresolvable ESG issues.

Newton seeks attractively-priced companies (determined using both quantitative and qualitative fundamental analysis) with good products, strong management and strategic direction that have adopted, or are making progress towards, a sustainable business approach. These are companies that Newton believes should benefit from favorable long-term trends. Newton uses an investment process that combines investment themes with fundamental research and analysis to select stocks for the fund's portfolio.

Investment Themes. Part of Newton's investment philosophy is the belief that no company, market or economy can be considered in isolation; each must be understood within a broader context. Therefore, Newton's global industry analysts and responsible investment team begin their process by considering the context provided by a series of macroeconomic investment themes, which are designed to define the broader social, financial and political environment as a framework for understanding events, trends and competitive pressures worldwide.

Fundamental Research and Analysis. Newton next conducts rigorous fundamental analysis of the competitive position and valuation of potential investments, systematically integrating the consideration of ESG issues through its proprietary ESG quality review, which is designed to ensure that Newton appropriately accounts for any material ESG issues of the company in determining the potential investment's valuation.

Ongoing ESG Monitoring and Engagement. In addition to investing in companies that Newton believes are "sustainable" after applying the fundamental analysis and ESG quality review rating, Newton may invest in companies where it believes it can promote sustainable business practices through ongoing company engagement and active proxy voting consistent with Newton's investment and engagement priorities. Newton monitors the fund's entire portfolio for emerging ESG controversies and issues and periodically reviews each company's ESG quality rating. This integrated investment process is intended to ensure that ESG issues are taken into account and that the fund invests in companies with attractive fundamental investment attributes that adopt, or are making progress towards, sustainable business practices. The fund will not invest in companies that Newton deems to have material ESG issues (which could involve a company's environmental footprint, labor standards or board structure) that Newton believes are unresolvable (*i.e.*, that cannot be corrected through ongoing company engagement and active proxy voting).

Principal Risks

An investment in the fund is not a bank deposit. It is not insured or guaranteed by the Federal Deposit Insurance Corporation (FDIC) or any other government agency. It is not a complete investment program. The fund's share price fluctuates, sometimes dramatically, which means you could lose money.

- *Risks of stock investing.* Stocks generally fluctuate more in value than bonds and may decline significantly over short time periods. There is the chance that stock prices overall will decline because stock markets tend to move in cycles, with periods of rising prices and falling prices. The market value of a stock may decline due to general market conditions or because of factors that affect the particular company or the company's industry.
- *Investment approach risk.* The fund's investment approach may cause it to perform differently than mutual funds that invest in equity securities of U.S. companies, but that do not integrate consideration of ESG issues when selecting investments.

- **Large-cap stock risk.** To the extent the fund invests in large capitalization stocks, the fund may underperform funds that invest primarily in the stocks of lower quality, smaller capitalization companies during periods when the stocks of such companies are in favor.
- **Growth and value stock risk.** By investing in a mix of growth and value companies, the fund assumes the risks of both. Investors often expect growth companies to increase their earnings at a certain rate. If these expectations are not met, investors can punish the stocks inordinately, even if earnings do increase. In addition, growth stocks may lack the dividend yield that may cushion stock prices in market downturns. Value stocks involve the risk that they may never reach their expected full market value, either because the market fails to recognize the stock's intrinsic worth or the expected value was misgauged.
- **Market risk.** The value of the securities in which the fund invests may be affected by political, regulatory, economic and social developments, and developments that impact specific economic sectors, industries or segments of the market. In addition, turbulence in financial markets and reduced liquidity in equity, credit and/or fixed income markets may negatively affect many issuers, which could adversely affect the fund. Global economies and financial markets are becoming increasingly interconnected, and conditions and events in one country, region or financial market may adversely impact issuers in a different country, region or financial market. These risks may be magnified if certain events or developments adversely interrupt the global supply chain; in these and other circumstances, such risks might affect companies world-wide. Recent examples include pandemic risks related to COVID-19 and aggressive measures taken world-wide in response by governments, including closing borders, restricting international and domestic travel, and the imposition of prolonged quarantines of large populations, and by businesses, including changes to operations and reducing staff. To the extent the fund may overweight its investments in certain countries, companies, industries or market sectors, such positions will increase the fund's exposure to risk of loss from adverse developments affecting those countries, companies, industries or sectors.
- **Management risk.** The investment process used by the fund's portfolio managers could fail to achieve the fund's investment goal and cause your fund investment to lose value.

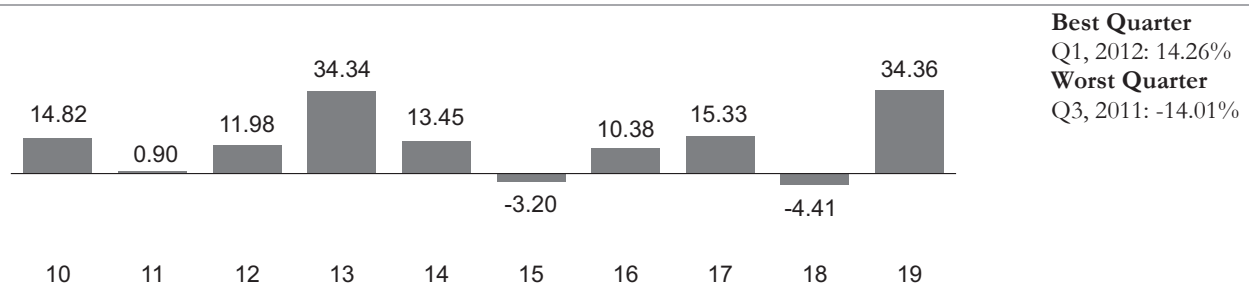
Performance

The following bar chart and table provide some indication of the risks of investing in the fund. The bar chart shows changes in the performance of the fund's Initial shares from year to year. The table compares the average annual total returns of the fund's shares to those of a broad measure of market performance. The fund's past performance is not necessarily an indication of how the fund will perform in the future. More recent performance information may be available at www.bnymellonim.com/us.

The fund changed its investment objective and strategy on May 1, 2017. Prior to May 1, 2017, the fund's investment objective was to provide capital growth, with current income as a secondary goal. To pursue these goals, until May 1, 2017, the fund, under normal circumstances, invested in the common stocks of companies that, in the opinion of the fund's management, met traditional investment standards and conducted their business in a manner that contributed to the enhancement of the quality of life in America. To determine whether a company contributed to the enhancement of the quality of life in America, the fund considered the company's record in the areas of (1) protection and improvement of the environment and the proper use of natural resources, (2) occupational health and safety, (3) consumer protection and product purity, and (4) equal employment opportunity. In addition, prior to May 1, 2017, investment decisions for the fund were made by another affiliate of BNYM Investment Adviser, who managed the fund as employees of BNYM Investment Adviser.

Performance information reflects the fund's expenses only and does not reflect the fees and charges imposed by participating insurance companies under their VA contracts or VLI policies. Because these fees and charges will reduce total return, policyowners should consider them when evaluating and comparing the fund's performance. Policyowners should consult the prospectus for their contract or policy for more information.

Year-by-Year Total Returns as of 12/31 each year (%)
Initial Shares



Average Annual Total Returns (as of 12/31/19)

	1 Year	5 Years	10 Years
Initial Shares	34.36%	9.62%	12.09%
Service Shares	34.01%	9.34%	11.80%
S&P 500® Index reflects no deductions for fees, expenses or taxes	31.46%	11.69%	13.55%

Portfolio Management

The fund's investment adviser is BNYM Investment Adviser and the fund's sub-adviser is Newton, an affiliate of BNYM Investment Adviser.

Jeff Munroe, Yuko Takano and Rob Stewart are the fund's primary portfolio managers. Mr. Munroe has held that position since May 2017 and Ms. Takano and Mr. Stewart have each held that position since May 2019. Mr. Munroe is the investment leader of the Global Equity team and is responsible for the Global Equity and the Global Equity ex-U.S. model teams at Newton. Ms. Takano is a member of the Global Equity team and a portfolio manager on the Sustainable Global Equity strategy at Newton. Mr. Stewart is Head of Responsible Research at Newton. Newton's Responsible Research team is responsible for fundamental ESG research and analysis, controversy monitoring, company engagement and active proxy voting.

Purchase and Sale of Fund Shares

Fund shares are offered only to separate accounts established by insurance companies to fund VA contracts and VLI policies. Individuals may not purchase shares directly from, or place sell orders directly with, the fund. The VA contracts and the VLI policies are described in the separate prospectuses issued by the participating insurance companies, over which the fund assumes no responsibility. Policyowners should consult the prospectus of the separate account of the participating insurance company for more information about buying, selling (redeeming), or exchanging fund shares.

Tax Information

The fund's distributions are taxable as ordinary income or capital gains. Since the fund's shareholders are the participating insurance companies and their separate accounts, the tax treatment of dividends and distributions will depend on the tax status of the participating insurance company. Accordingly, no discussion is included as to the federal personal income tax consequences to policyowners. For this information, policyowners should consult the prospectus of the separate account of the participating insurance company or their tax advisers.

Payments to Broker-Dealers and Other Financial Intermediaries

If you purchase shares through a broker-dealer or other financial intermediary (such as an insurance company), the fund and its related companies may pay the intermediary for the sale of fund shares and related services. To the extent that the intermediary may receive lesser or no payments in connection with the sale of other investments, the payments from the fund and its related companies may create a potential conflict of interest by influencing the broker-dealer or other intermediary and your financial representative to recommend the fund over the other investments. This potential conflict of interest may be addressed by policies, procedures or practices adopted by the financial intermediary. As there may be many different policies, procedures or practices adopted by different intermediaries to address the manner in which compensation is earned through the sale of investments or the provision of related services, the compensation rates and other payment arrangements that may apply to a financial intermediary and its representatives may vary by intermediary. Ask your financial representative or visit your financial intermediary's website for more information.



Printed on recycled paper.
50% post-consumer.
Process chlorine free.
Vegetable-based ink.

This prospectus does not constitute an offer or solicitation in any state or jurisdiction in which, or to any person to whom, such offering or solicitation may not lawfully be made.

Janus Henderson Forty Portfolio

Ticker: JACAX Institutional Shares

SUMMARY PROSPECTUS DATED APRIL 29, 2020

Before you invest, you may want to review the Portfolio's Prospectus, which contains more information about the Portfolio and its risks. You can find the Portfolio's Prospectus, reports to shareholders, and other information about the Portfolio online at janushenderson.com/VIT. You can also get this information at no cost by calling a Janus Henderson representative at 1-877-335-2687 or by sending an email request to prospectusrequest@janushenderson.com.

Beginning on January 1, 2021, as permitted by regulations adopted by the Securities and Exchange Commission, the insurance company that offers your variable life insurance contract or variable annuity contract, may determine that it will no longer send you paper copies of the Portfolio's shareholder reports, unless you specifically request paper copies of the reports. Beginning on January 1, 2021, for shareholders who are not insurance contract holders, paper copies of the Portfolio's shareholder reports will no longer be sent by mail unless you specifically request paper copies of the reports. Instead, the reports will be made available on a website, and your insurance company or plan sponsor, broker-dealer, or financial intermediary will notify you by mail each time a report is posted and provide you with a website link to access the report. Instructions for requesting paper copies will be provided by your insurance company or plan sponsor, broker-dealer, or financial intermediary.

If you already elected to receive shareholder reports electronically, you will not be affected by this change and you need not take any action. You may elect to receive shareholder reports and other communications from the Portfolio electronically by contacting your insurance company or plan sponsor, broker-dealer, or other financial intermediary.

You may elect to receive all future reports in paper free of charge by contacting your insurance company or plan sponsor, broker-dealer or other financial intermediary. Your election to receive reports in paper will apply to all funds held in your account with your insurance company or plan sponsor, broker-dealer or other financial intermediary.

INVESTMENT OBJECTIVE

Janus Henderson Forty Portfolio ("Forty Portfolio") seeks long-term growth of capital.

FEES AND EXPENSES OF THE PORTFOLIO

This table describes the fees and expenses that you may pay if you buy and hold Shares of the Portfolio. **Owners of variable insurance contracts that invest in the Shares should refer to the variable insurance contract prospectus for a description of fees and expenses, as the following table and examples do not reflect deductions at the separate account level or contract level for any charges that may be incurred under a contract. Inclusion of these charges would increase the fees and expenses described below.**

ANNUAL FUND OPERATING EXPENSES

(expenses that you pay each year as a percentage of the value of your investment)

Management Fees ⁽¹⁾	0.69%
Other Expenses	0.08%
Total Annual Fund Operating Expenses	0.77%

(1) This fee may adjust up or down monthly based on the Portfolio's performance relative to its benchmark index over the performance measurement period. For more information regarding performance-based advisory fees, refer to "Management Expenses" in the Portfolio's Prospectus.

EXAMPLE:

The Example is intended to help you compare the cost of investing in the Portfolio with the cost of investing in other mutual funds. The Example assumes that you invest \$10,000 in the Portfolio for the time periods indicated, reinvest all dividends and distributions, and then redeem all of your Shares at the end of each period. The Example also assumes that your investment has a 5% return each year and that the Portfolio's operating expenses remain the same. Although your actual costs may be higher or lower, based on these assumptions your costs would be:

	1 Year	3 Years	5 Years	10 Years
Institutional Shares	\$ 79	\$ 246	\$ 428	\$ 954

Portfolio Turnover: The Portfolio pays transaction costs, such as commissions, when it buys and sells securities (or "turns over" its portfolio). A higher portfolio turnover rate may indicate higher transaction costs. These costs, which are not reflected

in annual fund operating expenses or in the Example, affect the Portfolio's performance. During the most recent fiscal year, the Portfolio's turnover rate was 35% of the average value of its portfolio.

PRINCIPAL INVESTMENT STRATEGIES

The Portfolio pursues its investment objective by normally investing primarily in a core group of 20-40 common stocks selected for their growth potential. The Portfolio may invest in companies of any size, but will invest primarily in larger, well-established companies. The Portfolio may also invest in foreign securities, which may include investments in emerging markets. As of December 31, 2019, the Portfolio held stocks of 42 companies. Of these holdings, 20 comprised approximately 71.89% of the Portfolio's holdings.

The portfolio managers apply a "bottom up" approach in choosing investments. In other words, the portfolio managers look at companies one at a time to determine if a company is an attractive investment opportunity and if it is consistent with the Portfolio's investment policies.

The Portfolio may lend portfolio securities on a short-term or long-term basis, in an amount equal to up to one-third of its total assets as determined at the time of the loan origination.

PRINCIPAL INVESTMENT RISKS

The biggest risk is that the Portfolio's returns will vary, and you could lose money. The Portfolio is designed for long-term investors seeking an equity portfolio, including common stocks. Common stocks tend to be more volatile than many other investment choices.

Market Risk. The value of the Portfolio's holdings may decrease if the value of an individual company or security, or multiple companies or securities, in the Portfolio decreases or if the portfolio managers' belief about a company's intrinsic worth is incorrect. Further, regardless of how well individual companies or securities perform, the value of the Portfolio's holdings could also decrease if there are deteriorating economic or market conditions. It is important to understand that the value of your investment may fall, sometimes sharply, in response to changes in the market, and you could lose money. Market risk may affect a single issuer, industry, economic sector, or the market as a whole. Market risk may be magnified if certain social, political, economic, and other conditions and events (such as natural disasters, epidemics and pandemics, terrorism, conflicts and social unrest) adversely interrupt the global economy and financial markets.

Management Risk. The Portfolio is an actively managed investment portfolio and is therefore subject to the risk that the investment strategies employed for the Portfolio may fail to produce the intended results. The Portfolio may underperform its benchmark index or other mutual funds with similar investment objectives.

Growth Securities Risk. The Portfolio invests in companies that the portfolio managers believe have growth potential. Securities of companies perceived to be "growth" companies may be more volatile than other stocks and may involve special risks. If the portfolio managers' perception of a company's growth potential is not realized, the securities purchased may not perform as expected, reducing the Portfolio's returns. In addition, because different types of stocks tend to shift in and out of favor depending on market and economic conditions, "growth" stocks may perform differently from the market as a whole and other types of securities.

Nondiversification Risk. The Portfolio is classified as nondiversified under the Investment Company Act of 1940, as amended. This gives the portfolio managers more flexibility to hold larger positions in a smaller number of securities. As a result, an increase or decrease in the value of a single security held by the Portfolio may have a greater impact on the Portfolio's net asset value and total return.

Mid-Sized Companies Risk. The Portfolio's investments in securities issued by mid-sized companies may involve greater risks than are customarily associated with larger, more established companies. Securities issued by mid-sized companies tend to be more volatile than securities issued by larger or more established companies and may underperform as compared to the securities of larger or more established companies.

Foreign Exposure Risk. The Portfolio may have exposure to foreign markets as a result of its investments in foreign securities, including investments in emerging markets, which can be more volatile than the U.S. markets. As a result, its returns and net asset value may be affected to a large degree by fluctuations in currency exchange rates or political or economic conditions in a particular country. In some foreign markets, there may not be protection against failure by other

parties to complete transactions. It may not be possible for the Portfolio to repatriate capital, dividends, interest, and other income from a particular country or governmental entity. In addition, a market swing in one or more countries or regions where the Portfolio has invested a significant amount of its assets may have a greater effect on the Portfolio's performance than it would in a more geographically diversified portfolio. The Portfolio's investments in emerging market countries may involve risks greater than, or in addition to, the risks of investing in more developed countries.

Securities Lending Risk. The Portfolio may seek to earn additional income through lending its securities to certain qualified broker-dealers and institutions. There is the risk that when portfolio securities are lent, the securities may not be returned on a timely basis, and the Portfolio may experience delays and costs in recovering the security or gaining access to the collateral provided to the Portfolio to collateralize the loan. If the Portfolio is unable to recover a security on loan, the Portfolio may use the collateral to purchase replacement securities in the market. There is a risk that the value of the collateral could decrease below the cost of the replacement security by the time the replacement investment is made, resulting in a loss to the Portfolio.

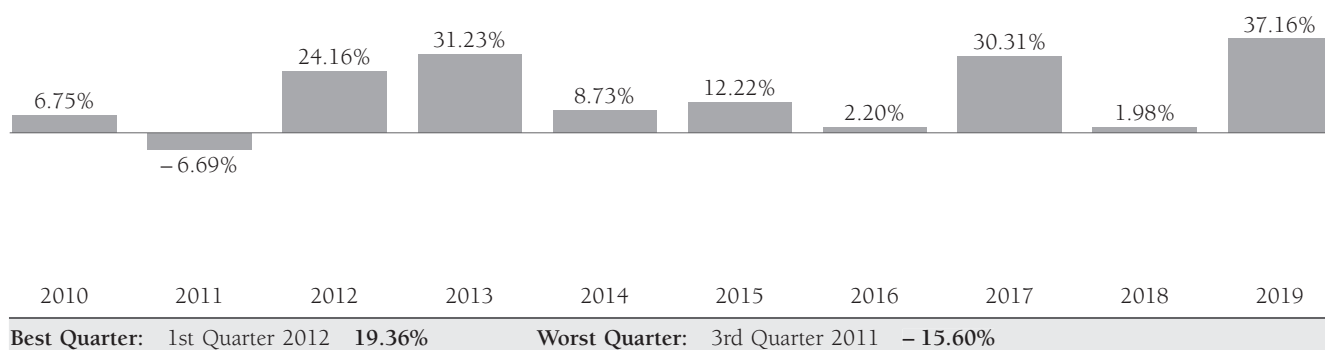
An investment in the Portfolio is not a bank deposit and is not insured or guaranteed by the Federal Deposit Insurance Corporation or any other government agency.

PERFORMANCE INFORMATION

The following information provides some indication of the risks of investing in the Portfolio by showing how the Portfolio's performance has varied over time. The bar chart depicts the change in performance from year to year during the periods indicated, but does not include charges or expenses attributable to any insurance product, which would lower the performance illustrated. The Portfolio does not impose any sales or other charges that would affect total return computations. Total return figures include the effect of the Portfolio's expenses. The table compares the average annual returns for the Institutional Shares of the Portfolio for the periods indicated to broad-based securities market indices. All figures assume reinvestment of dividends and distributions.

The Portfolio's past performance does not necessarily indicate how it will perform in the future. Updated performance information is available at janushenderson.com/VITperformance or by calling 1-877-335-2687.

Annual Total Returns for Institutional Shares (calendar year-end)



Average Annual Total Returns (periods ended 12/31/19)

	1 Year	5 Years	10 Years	Since Inception (5/1/97)
Forty Portfolio				
Institutional Shares	37.16%	15.89%	13.94%	12.03%
Russell 1000 [®] Growth Index (reflects no deduction for fees, expenses, or taxes)	36.39%	14.63%	15.22%	8.37%
S&P 500 [®] Index (reflects no deduction for fees, expenses, or taxes)	31.49%	11.70%	13.56%	8.39%

The Portfolio's primary benchmark index is the Russell 1000 Growth Index. The Portfolio also compares its performance to the S&P 500 Index. The Russell 1000 Growth Index is used to calculate the Portfolio's performance fee adjustment. The indices are described below.

- The Russell 1000 Growth Index measures the performance of those Russell 1000 companies with higher price-to-book ratios and higher forecasted growth values.
- The S&P 500 Index is a commonly recognized, market capitalization-weighted index of 500 widely held equity securities, designed to measure broad U.S. equity performance.

MANAGEMENT

Investment Adviser: Janus Capital Management LLC

Portfolio Managers: **A. Douglas Rao** is Executive Vice President and Co-Portfolio Manager of the Portfolio, which he has managed or co-managed since June 2013. **Nick Schommer**, CFA, is Executive Vice President and Co-Portfolio Manager of the Portfolio, which he has co-managed since January 2016.

PURCHASE AND SALE OF PORTFOLIO SHARES

Purchases of Shares may be made only by the separate accounts of insurance companies for the purpose of funding variable insurance contracts or by certain qualified retirement plans. Redemptions, like purchases, may be effected only through the separate accounts of participating insurance companies or through qualified retirement plans. Requests are duly processed at the NAV next calculated after your order is received in good order by the Portfolio or its agents. Refer to the appropriate separate account prospectus or plan documents for details.

TAX INFORMATION

Because Shares of the Portfolio may be purchased only through variable insurance contracts and certain qualified retirement plans, it is anticipated that any income dividends or net capital gains distributions made by the Portfolio will be exempt from current federal income taxation if left to accumulate within the variable insurance contract or qualified retirement plan. The federal income tax status of your investment depends on the features of your qualified retirement plan or variable insurance contract.

PAYMENTS TO INSURERS, BROKER-DEALERS, AND OTHER FINANCIAL INTERMEDIARIES

Portfolio shares are generally available only through an insurer's variable contracts, or through certain employer or other retirement plans (Retirement Products). Retirement Products are generally purchased through a broker-dealer or other financial intermediary. The Portfolio or its distributor (and/or their related companies) may make payments to the insurer and/or its related companies for distribution and/or other services; some of the payments may go to broker-dealers and other financial intermediaries. These payments may create a conflict of interest for an intermediary, or be a factor in the insurer's decision to include the Portfolio as an underlying investment option in a variable contract. Ask your financial advisor, visit your intermediary's website, or consult your insurance contract prospectus for more information.

SUMMARY PROSPECTUS

April 30, 2020

Share Class: Administrative

Summary Prospectus

Beginning on January 1, 2021, as permitted by regulations adopted by the Securities and Exchange Commission, you may not be receiving paper copies of the Portfolio's shareholder reports from the insurance company that offers your contract unless you specifically request paper copies from the insurance company or from your financial intermediary. Instead, the shareholder reports will be made available on a website, and the insurance company will notify you by mail each time a report is posted and provide you with a website link to access the report. Instructions for requesting paper copies will be provided by your insurance company.

If you already elected to receive shareholder reports electronically, you will not be affected by this change and you need not take any action. You may elect to receive shareholder reports and other communications from the insurance company electronically by following the instructions provided by the insurance company.

You may elect to receive all future reports in paper free of charge from the insurance company. You should contact the insurance company if you wish to continue receiving paper copies of your shareholder reports. Your election to receive reports in paper will apply to all portfolio companies available under your contract at the insurance company.

Before you invest, you may want to review the Portfolio's prospectus, which, as supplemented, contains more information about the Portfolio and its risks. You can find the Portfolio's prospectus, reports to shareholders and other information about the Portfolio online at www.pimco.com/pvit. You can also get this information at no cost by calling 1.800.927.4648 or by sending an email request to piprocess@dstsystems.com. The Portfolio's prospectus and Statement of Additional Information, both dated April 30, 2020, as supplemented, are incorporated by reference into this Summary Prospectus.

Investment Objective

The Portfolio seeks maximum total return, consistent with preservation of capital and prudent investment management.

Fees and Expenses of the Portfolio

This table describes the fees and expenses that you may pay if you buy and hold Administrative Class shares of the Portfolio. Overall fees and expenses of investing in the Portfolio are higher than shown because the table does not reflect variable contract fees and expenses.

Shareholder Fees (fees paid directly from your investment): N/A

Annual Portfolio Operating Expenses (expenses that you pay each year as a percentage of the value of your investment):

	Administrative Class
Management Fees	0.75%
Distribution and/or Service (12b-1) Fees	0.15%
Other Expenses ⁽¹⁾	0.11%
Total Annual Portfolio Operating Expenses	1.01%

¹ "Other Expenses" include interest expense of 0.11%. Interest expense is borne by the Portfolio separately from the management fees paid to Pacific Investment Management Company LLC ("PIMCO"). Excluding interest expense, Total Annual Portfolio Operating Expenses are 0.90% for Administrative Class shares.

Example. The Example is intended to help you compare the cost of investing in Administrative Class shares of the Portfolio with the costs of investing in other mutual funds. The Example assumes that you invest

\$10,000 for the time periods indicated, and then redeem all your shares at the end of those periods. The Example also assumes that your investment has a 5% return each year and that the Portfolio's operating expenses remain the same. Although your actual costs may be higher or lower, the Example shows what your costs would be based on these assumptions. The Example does not reflect fees and expenses of any variable annuity contract or variable life insurance policy, and would be higher if it did.

	1 Year	3 Years	5 Years	10 Years
Administrative Class	\$103	\$322	\$558	\$1,236

Portfolio Turnover

The Portfolio pays transaction costs when it buys and sells securities (or "turns over" its portfolio). A higher portfolio turnover rate may indicate higher transaction costs. These costs, which are not reflected in the Annual Portfolio Operating Expenses or in the Example table, affect the Portfolio's performance. During the most recent fiscal year, the Portfolio's portfolio turnover rate was 272% of the average value of its portfolio.

Principal Investment Strategies

The Portfolio seeks to achieve its investment objective by investing under normal circumstances at least 80% of its assets in Fixed Income Instruments. The Portfolio will invest under normal circumstances in Fixed Income Instruments that are economically tied to at least three non-U.S. countries. The Portfolio's investments in Fixed Income Instruments may be represented by forwards or derivatives such as options, futures contracts or swap agreements. "Fixed Income Instruments" include bonds, debt securities and other similar instruments issued by various U.S. and non-U.S. public- or private-sector entities. The Portfolio will normally limit its foreign currency exposure (from non-U.S. dollar-denominated securities or currencies) to 20% of its total assets.

PIMCO selects the Portfolio's foreign country and currency compositions based on an evaluation of various factors, including, but not limited to, relative interest rates, exchange rates, monetary and fiscal policies, trade and current account balances. The Portfolio may invest, without limitation, in securities and instruments that are economically tied to emerging market countries. The average portfolio duration of this Portfolio normally varies within three years (plus or minus) of the portfolio duration of the securities comprising the Bloomberg Barclays Global Aggregate ex-USD (USD Hedged) Index, as calculated by PIMCO, which as of February 29, 2020 was 8.34 years. Duration is a measure used to determine the sensitivity of a security's price to changes in interest rates. The longer a security's duration, the more sensitive it will be to changes in interest rates. The Portfolio invests primarily in investment grade debt securities, but may invest up to 10% of its total assets in high yield securities ("junk bonds"), as rated by Moody's Investors Service, Inc. ("Moody's"), Standard & Poor's Ratings Services ("S&P") or Fitch, Inc. ("Fitch"), or, if unrated, as determined by PIMCO. In the event that ratings services assign different ratings to the same security, PIMCO will use the highest rating as the credit rating for that security. The Portfolio is non-diversified, which means that it may invest its assets in a smaller number of issuers than a diversified fund.

PIMCO International Bond Portfolio (U.S. Dollar-Hedged)

The Portfolio may invest, without limitation, in derivative instruments, such as options, futures contracts or swap agreements, or in mortgage- or asset-backed securities, subject to applicable law and any other restrictions described in the Portfolio's prospectus or Statement of Additional Information. The Portfolio may purchase or sell securities on a when-issued, delayed delivery or forward commitment basis and may engage in short sales. The Portfolio may, without limitation, seek to obtain market exposure to the securities in which it primarily invests by entering into a series of purchase and sale contracts or by using other investment techniques (such as buy backs or dollar rolls). The "total return" sought by the Portfolio consists of income earned on the Portfolio's investments, plus capital appreciation, if any, which generally arises from decreases in interest rates, foreign currency appreciation, or improving credit fundamentals for a particular sector or security. The Portfolio may also invest up to 10% of its total assets in preferred securities.

Principal Risks

It is possible to lose money on an investment in the Portfolio. The principal risks of investing in the Portfolio, which could adversely affect its net asset value, yield and total return, are listed below.

Interest Rate Risk: the risk that fixed income securities will decline in value because of an increase in interest rates; a portfolio with a longer average portfolio duration will be more sensitive to changes in interest rates than a portfolio with a shorter average portfolio duration

Call Risk: the risk that an issuer may exercise its right to redeem a fixed income security earlier than expected (a call). Issuers may call outstanding securities prior to their maturity for a number of reasons (e.g., declining interest rates, changes in credit spreads and improvements in the issuer's credit quality). If an issuer calls a security that the Portfolio has invested in, the Portfolio may not recoup the full amount of its initial investment and may be forced to reinvest in lower-yielding securities, securities with greater credit risks or securities with other, less favorable features

Credit Risk: the risk that the Portfolio could lose money if the issuer or guarantor of a fixed income security, or the counterparty to a derivative contract, is unable or unwilling, or is perceived (whether by market participants, rating agencies, pricing services or otherwise) as unable or unwilling, to meet its financial obligations

High Yield Risk: the risk that high yield securities and unrated securities of similar credit quality (commonly known as "junk bonds") are subject to greater levels of credit, call and liquidity risks. High yield securities are considered primarily speculative with respect to the issuer's continuing ability to make principal and interest payments, and may be more volatile than higher-rated securities of similar maturity

Market Risk: the risk that the value of securities owned by the Portfolio may go up or down, sometimes rapidly or unpredictably, due to factors affecting securities markets generally or particular industries

Issuer Risk: the risk that the value of a security may decline for a reason directly related to the issuer, such as management performance, financial leverage and reduced demand for the issuer's goods or services

Liquidity Risk: the risk that a particular investment may be difficult to purchase or sell and that the Portfolio may be unable to sell illiquid

investments at an advantageous time or price or achieve its desired level of exposure to a certain sector. Liquidity risk may result from the lack of an active market, reduced number and capacity of traditional market participants to make a market in fixed income securities, and may be magnified in a rising interest rate environment or other circumstances where investor redemptions from fixed income mutual funds may be higher than normal, causing increased supply in the market due to selling activity

Derivatives Risk: the risk of investing in derivative instruments (such as futures, swaps and structured securities), including leverage, liquidity, interest rate, market, credit and management risks, mispricing or valuation complexity. Changes in the value of the derivative may not correlate perfectly with, and may be more sensitive to market events than, the underlying asset, rate or index, and the Portfolio could lose more than the initial amount invested. The Portfolio's use of derivatives may result in losses to the Portfolio, a reduction in the Portfolio's returns and/or increased volatility. Over-the-counter ("OTC") derivatives are also subject to the risk that a counterparty to the transaction will not fulfill its contractual obligations to the other party, as many of the protections afforded to centrally-cleared derivative transactions might not be available for OTC derivatives. For derivatives traded on an exchange or through a central counterparty, credit risk resides with the Portfolio's clearing broker, or the clearinghouse itself, rather than with a counterparty in an OTC derivative transaction. Changes in regulation relating to a mutual fund's use of derivatives and related instruments could potentially limit or impact the Portfolio's ability to invest in derivatives, limit the Portfolio's ability to employ certain strategies that use derivatives and/or adversely affect the value of derivatives and the Portfolio's performance

Equity Risk: the risk that the value of equity securities, such as common stocks and preferred securities, may decline due to general market conditions which are not specifically related to a particular company or to factors affecting a particular industry or industries. Equity securities generally have greater price volatility than fixed income securities

Mortgage-Related and Other Asset-Backed Securities Risk: the risks of investing in mortgage-related and other asset-backed securities, including interest rate risk, extension risk, prepayment risk and credit risk

Foreign (Non-U.S.) Investment Risk: the risk that investing in foreign (non-U.S.) securities may result in the Portfolio experiencing more rapid and extreme changes in value than a portfolio that invests exclusively in securities of U.S. companies, due to smaller markets, differing reporting, accounting and auditing standards, increased risk of delayed settlement of portfolio transactions or loss of certificates of portfolio securities, and the risk of unfavorable foreign government actions, including nationalization, expropriation or confiscatory taxation, currency blockage, or political changes or diplomatic developments. Foreign securities may also be less liquid and more difficult to value than securities of U.S. issuers

Emerging Markets Risk: the risk of investing in emerging market securities, primarily increased foreign (non-U.S.) investment risk

Sovereign Debt Risk: the risk that investments in fixed income instruments issued by sovereign entities may decline in value as a result of default or other adverse credit event resulting from an issuer's inability or unwillingness to make principal or interest payments in a timely fashion

Currency Risk: the risk that foreign (non-U.S.) currencies will change in value relative to the U.S. dollar and affect the Portfolio's investments in foreign (non-U.S.) currencies or in securities that trade in, and receive revenues in, or in derivatives that provide exposure to, foreign (non-U.S.) currencies

Issuer Non-Diversification Risk: the risks of focusing investments in a small number of issuers, including being more susceptible to risks associated with a single economic, political or regulatory occurrence than a more diversified portfolio might be. Portfolios that are "non-diversified" may invest a greater percentage of their assets in the securities of a single issuer (such as bonds issued by a particular state) than portfolios that are "diversified"

Leveraging Risk: the risk that certain transactions of the Portfolio, such as reverse repurchase agreements, loans of portfolio securities, and the use of when-issued, delayed delivery or forward commitment transactions, or derivative instruments, may give rise to leverage, magnifying gains and losses and causing the Portfolio to be more volatile than if it had not been leveraged. This means that leverage entails a heightened risk of loss

Management Risk: the risk that the investment techniques and risk analyses applied by PIMCO will not produce the desired results and that legislative, regulatory, or tax restrictions, policies or developments may affect the investment techniques available to PIMCO and the individual portfolio manager in connection with managing the Portfolio. There is no guarantee that the investment objective of the Portfolio will be achieved

Short Exposure Risk: the risk of entering into short sales, including the potential loss of more money than the actual cost of the investment, and the risk that the third party to the short sale will not fulfill its contractual obligations, causing a loss to the Portfolio

Please see "Description of Principal Risks" in the Portfolio's prospectus for a more detailed description of the risks of investing in the Portfolio. An investment in the Portfolio is not a deposit of a bank and is not insured or guaranteed by the Federal Deposit Insurance Corporation or any other government agency.

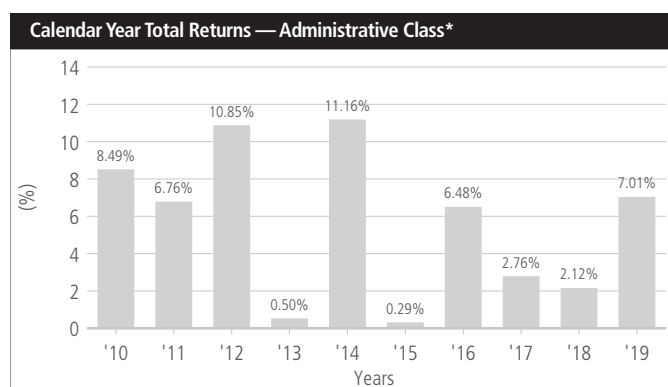
Performance Information

The performance information shows summary performance information for the Portfolio in a bar chart and an Average Annual Total Returns table. The information provides some indication of the risks of investing in the Portfolio by showing changes in its performance from year to year and by showing how the Portfolio's average annual returns compare with the returns of a broad-based securities market index. The Portfolio's performance information reflects applicable fee waivers and/or expense limitations in effect during the periods presented. Absent such fee waivers and/or expense limitations, if any, performance would have been lower. Performance shown does not reflect any charges or expenses imposed by an insurance company and, if it did, performance shown would be lower. The bar chart and the table show performance of the Portfolio's Administrative Class shares. *The Portfolio's past performance is not necessarily an indication of how the Portfolio will perform in the future.*

The Portfolio's broad-based securities market index is the Bloomberg Barclays Global Aggregate ex-USD (USD Hedged) Index. The Bloomberg

Barclays Global Aggregate ex-USD (USD Hedged) Index provides a broad-based measure of the global investment-grade fixed income markets, excluding USD. The two major components of this index are the Pan-European Aggregate and the Asian-Pacific Aggregate Indices. The index also includes Eurodollar and Euro-Yen corporate bonds and Canadian Government securities. It is not possible to invest directly in an unmanaged index.

Performance for the Portfolio is updated daily and monthly and may be obtained as follows: daily updates on the net asset value may be obtained by calling 1-888-87-PIMCO and monthly performance may be obtained at www.pimco.com/pvit.



*For the periods shown in the bar chart, the highest quarterly return was 5.16% in the Q3 2012, and the lowest quarterly return was -4.20% in the Q2 2015.

Average Annual Total Returns (for periods ended 12/31/19)

	1 Year	5 Years	10 Years
Administrative Class Return	7.01%	3.70%	5.57%
Bloomberg Barclays Global Aggregate ex-USD (USD Hedged) Index (reflects no deductions for fees, expenses or taxes)	7.57%	3.87%	4.29%

Investment Adviser/Portfolio Manager



PIMCO serves as the investment adviser for the Portfolio. The Portfolio's portfolio is jointly and primarily managed by Andrew Balls, Sachin Gupta and Lorenzo Pagani. Mr. Balls is CIO Global and a Managing Director of PIMCO. Mr. Gupta and Dr. Pagani are Managing Directors of PIMCO. Messrs. Balls and Gupta and Dr. Pagani have jointly and primarily managed the Portfolio since September 2014.

Purchase and Sale of Portfolio Shares

Shares of the Portfolio currently are sold to segregated asset accounts ("Separate Accounts") of insurance companies that fund variable annuity contracts and variable life insurance policies ("Variable Contracts") and other funds that serve as underlying investment options for Variable Contracts (i.e., variable insurance funds). Investors do not deal directly

PIMCO International Bond Portfolio (U.S. Dollar-Hedged)

with the Portfolio to purchase and redeem shares. Please refer to the prospectus for the Separate Account for information on the allocation of premiums and on transfers of accumulated value among sub-accounts of the Separate Account.

Tax Information

The shareholders of the Portfolio are the insurance companies offering the variable products or other variable insurance funds. Please refer to the prospectus for the Separate Account and the Variable Contract for information regarding the federal income tax treatment of distributions to the Separate Account.

Payments to Insurance Companies and Other Financial Intermediaries

The Portfolio and/or its related companies (including PIMCO) may pay the insurance company and other intermediaries for the sale of the Portfolio and/or other services. These payments may create a conflict of interest by influencing the insurance company or intermediary and your salesperson to recommend a Variable Contract and the Portfolio over another investment. Ask your insurance company or salesperson or visit your financial intermediary's Web site for more information.

P I M C O

PVIT0335S_043020

SUMMARY PROSPECTUS

April 30, 2020

Share Class: Administrative

Summary Prospectus

Beginning on January 1, 2021, as permitted by regulations adopted by the Securities and Exchange Commission, you may not be receiving paper copies of the Portfolio's shareholder reports from the insurance company that offers your contract unless you specifically request paper copies from the insurance company or from your financial intermediary. Instead, the shareholder reports will be made available on a website, and the insurance company will notify you by mail each time a report is posted and provide you with a website link to access the report. Instructions for requesting paper copies will be provided by your insurance company.

If you already elected to receive shareholder reports electronically, you will not be affected by this change and you need not take any action. You may elect to receive shareholder reports and other communications from the insurance company electronically by following the instructions provided by the insurance company.

You may elect to receive all future reports in paper free of charge from the insurance company. You should contact the insurance company if you wish to continue receiving paper copies of your shareholder reports. Your election to receive reports in paper will apply to all portfolio companies available under your contract at the insurance company.

Before you invest, you may want to review the Portfolio's prospectus, which, as supplemented, contains more information about the Portfolio and its risks. You can find the Portfolio's prospectus, reports to shareholders and other information about the Portfolio online at www.pimco.com/pvit. You can also get this information at no cost by calling 1.800.927.4648 or by sending an email request to piprocess@dstsystems.com. The Portfolio's prospectus and Statement of Additional Information, both dated April 30, 2020, as supplemented, are incorporated by reference into this Summary Prospectus.

Investment Objective

The Portfolio seeks maximum total return, consistent with preservation of capital and prudent investment management.

Fees and Expenses of the Portfolio

This table describes the fees and expenses that you may pay if you buy and hold Administrative Class shares of the Portfolio. Overall fees and expenses of investing in the Portfolio are higher than shown because the table does not reflect variable contract fees and expenses.

Shareholder Fees (fees paid directly from your investment): N/A**Annual Portfolio Operating Expenses (expenses that you pay each year as a percentage of the value of your investment):**

	Administrative Class
Management Fees	0.50%
Distribution and/or Service (12b-1) Fees	0.15%
Other Expenses ⁽¹⁾	0.39%
Total Annual Portfolio Operating Expenses	1.04%

¹ "Other Expenses" include interest expense of 0.39%. Interest expense is borne by the Portfolio separately from the management fees paid to Pacific Investment Management Company LLC ("PIMCO"). Excluding interest expense, Total Annual Portfolio Operating Expenses are 0.65% for Administrative Class shares.

Example. The Example is intended to help you compare the cost of investing in Administrative Class shares of the Portfolio with the costs of investing in other mutual funds. The Example assumes that you invest

\$10,000 for the time periods indicated, and then redeem all your shares at the end of those periods. The Example also assumes that your investment has a 5% return each year and that the Portfolio's operating expenses remain the same. Although your actual costs may be higher or lower, the Example shows what your costs would be based on these assumptions. The Example does not reflect fees and expenses of any variable annuity contract or variable life insurance policy, and would be higher if it did.

	1 Year	3 Years	5 Years	10 Years
Administrative Class	\$106	\$331	\$574	\$1,271

Portfolio Turnover

The Portfolio pays transaction costs when it buys and sells securities (or "turns over" its portfolio). A higher portfolio turnover rate may indicate higher transaction costs. These costs, which are not reflected in the Annual Portfolio Operating Expenses or in the Example table, affect the Portfolio's performance. During the most recent fiscal year, the Portfolio's portfolio turnover rate was 308% of the average value of its portfolio.

Principal Investment Strategies

The Portfolio seeks to achieve its investment objective by investing under normal circumstances at least 65% of its total assets in a diversified portfolio of Fixed Income Instruments of varying maturities, which may be represented by forwards or derivatives such as options, futures contracts, or swap agreements. "Fixed Income Instruments" include bonds, debt securities and other similar instruments issued by various U.S. and non-U.S. public- or private-sector entities. The average portfolio duration of this Portfolio normally varies from one to three years based on PIMCO's forecast for interest rates. Duration is a measure used to determine the sensitivity of a security's price to changes in interest rates. The longer a security's duration, the more sensitive it will be to changes in interest rates.

The Portfolio invests primarily in investment grade debt securities, but may invest up to 10% of its total assets in high yield securities ("junk bonds"), as rated by Moody's Investors Service, Inc. ("Moody's"), Standard & Poor's Ratings Services ("S&P") or Fitch, Inc. ("Fitch"), or, if unrated, as determined by PIMCO. In the event that ratings services assign different ratings to the same security, PIMCO will use the highest rating as the credit rating for that security. The Portfolio may invest up to 30% of its total assets in securities denominated in foreign currencies, and may invest beyond this limit in U.S. dollar-denominated securities of foreign issuers. The Portfolio will normally limit its foreign currency exposure (from non-U.S. dollar-denominated securities or currencies) to 20% of its total assets. The Portfolio may invest up to 10% of its total assets in securities and instruments that are economically tied to emerging market countries (this limitation does not apply to investment grade sovereign debt denominated in the local currency with less than 1 year remaining to maturity, which means the Portfolio may invest, together with any other investments denominated in foreign currencies, up to 30% of its total assets in such instruments).

The Portfolio may invest, without limitation, in derivative instruments, such as options, futures contracts or swap agreements, or in mortgage- or asset-backed securities, subject to applicable law and any other restrictions

PIMCO Low Duration Portfolio

described in the Portfolio's prospectus or Statement of Additional Information. The Portfolio may purchase or sell securities on a when-issued, delayed delivery or forward commitment basis and may engage in short sales. The Portfolio may, without limitation, seek to obtain market exposure to the securities in which it primarily invests by entering into a series of purchase and sale contracts or by using other investment techniques (such as buy backs or dollar rolls). The "total return" sought by the Portfolio consists of income earned on the Portfolio's investments, plus capital appreciation, if any, which generally arises from decreases in interest rates, foreign currency appreciation, or improving credit fundamentals for a particular sector or security. The Portfolio may also invest up to 10% of its total assets in preferred securities.

Principal Risks

It is possible to lose money on an investment in the Portfolio. The principal risks of investing in the Portfolio, which could adversely affect its net asset value, yield and total return, are listed below.

Interest Rate Risk: the risk that fixed income securities will decline in value because of an increase in interest rates; a portfolio with a longer average portfolio duration will be more sensitive to changes in interest rates than a portfolio with a shorter average portfolio duration

Call Risk: the risk that an issuer may exercise its right to redeem a fixed income security earlier than expected (a call). Issuers may call outstanding securities prior to their maturity for a number of reasons (e.g., declining interest rates, changes in credit spreads and improvements in the issuer's credit quality). If an issuer calls a security that the Portfolio has invested in, the Portfolio may not recoup the full amount of its initial investment and may be forced to reinvest in lower-yielding securities, securities with greater credit risks or securities with other, less favorable features

Credit Risk: the risk that the Portfolio could lose money if the issuer or guarantor of a fixed income security, or the counterparty to a derivative contract, is unable or unwilling, or is perceived (whether by market participants, rating agencies, pricing services or otherwise) as unable or unwilling, to meet its financial obligations

High Yield Risk: the risk that high yield securities and unrated securities of similar credit quality (commonly known as "junk bonds") are subject to greater levels of credit, call and liquidity risks. High yield securities are considered primarily speculative with respect to the issuer's continuing ability to make principal and interest payments, and may be more volatile than higher-rated securities of similar maturity

Market Risk: the risk that the value of securities owned by the Portfolio may go up or down, sometimes rapidly or unpredictably, due to factors affecting securities markets generally or particular industries

Issuer Risk: the risk that the value of a security may decline for a reason directly related to the issuer, such as management performance, financial leverage and reduced demand for the issuer's goods or services

Liquidity Risk: the risk that a particular investment may be difficult to purchase or sell and that the Portfolio may be unable to sell illiquid investments at an advantageous time or price or achieve its desired level of exposure to a certain sector. Liquidity risk may result from the lack of an active market, reduced number and capacity of traditional market

participants to make a market in fixed income securities, and may be magnified in a rising interest rate environment or other circumstances where investor redemptions from fixed income mutual funds may be higher than normal, causing increased supply in the market due to selling activity

Derivatives Risk: the risk of investing in derivative instruments (such as futures, swaps and structured securities), including leverage, liquidity, interest rate, market, credit and management risks, mispricing or valuation complexity. Changes in the value of the derivative may not correlate perfectly with, and may be more sensitive to market events than, the underlying asset, rate or index, and the Portfolio could lose more than the initial amount invested. The Portfolio's use of derivatives may result in losses to the Portfolio, a reduction in the Portfolio's returns and/or increased volatility. Over-the-counter ("OTC") derivatives are also subject to the risk that a counterparty to the transaction will not fulfill its contractual obligations to the other party, as many of the protections afforded to centrally-cleared derivative transactions might not be available for OTC derivatives. For derivatives traded on an exchange or through a central counterparty, credit risk resides with the Portfolio's clearing broker, or the clearinghouse itself, rather than with a counterparty in an OTC derivative transaction. Changes in regulation relating to a mutual fund's use of derivatives and related instruments could potentially limit or impact the Portfolio's ability to invest in derivatives, limit the Portfolio's ability to employ certain strategies that use derivatives and/or adversely affect the value of derivatives and the Portfolio's performance

Equity Risk: the risk that the value of equity securities, such as common stocks and preferred securities, may decline due to general market conditions which are not specifically related to a particular company or to factors affecting a particular industry or industries. Equity securities generally have greater price volatility than fixed income securities

Mortgage-Related and Other Asset-Backed Securities Risk: the risks of investing in mortgage-related and other asset-backed securities, including interest rate risk, extension risk, prepayment risk and credit risk

Foreign (Non-U.S.) Investment Risk: the risk that investing in foreign (non-U.S.) securities may result in the Portfolio experiencing more rapid and extreme changes in value than a portfolio that invests exclusively in securities of U.S. companies, due to smaller markets, differing reporting, accounting and auditing standards, increased risk of delayed settlement of portfolio transactions or loss of certificates of portfolio securities, and the risk of unfavorable foreign government actions, including nationalization, expropriation or confiscatory taxation, currency blockage, or political changes or diplomatic developments. Foreign securities may also be less liquid and more difficult to value than securities of U.S. issuers

Emerging Markets Risk: the risk of investing in emerging market securities, primarily increased foreign (non-U.S.) investment risk

Sovereign Debt Risk: the risk that investments in fixed income instruments issued by sovereign entities may decline in value as a result of default or other adverse credit event resulting from an issuer's inability or unwillingness to make principal or interest payments in a timely fashion

Currency Risk: the risk that foreign (non-U.S.) currencies will change in value relative to the U.S. dollar and affect the Portfolio's investments in foreign (non-U.S.) currencies or in securities that trade in, and receive

revenues in, or in derivatives that provide exposure to, foreign (non-U.S.) currencies

Leveraging Risk: the risk that certain transactions of the Portfolio, such as reverse repurchase agreements, loans of portfolio securities, and the use of when-issued, delayed delivery or forward commitment transactions, or derivative instruments, may give rise to leverage, magnifying gains and losses and causing the Portfolio to be more volatile than if it had not been leveraged. This means that leverage entails a heightened risk of loss

Management Risk: the risk that the investment techniques and risk analyses applied by PIMCO will not produce the desired results and that legislative, regulatory, or tax restrictions, policies or developments may affect the investment techniques available to PIMCO and the individual portfolio manager in connection with managing the Portfolio. There is no guarantee that the investment objective of the Portfolio will be achieved

Short Exposure Risk: the risk of entering into short sales, including the potential loss of more money than the actual cost of the investment, and the risk that the third party to the short sale will not fulfill its contractual obligations, causing a loss to the Portfolio

Please see "Description of Principal Risks" in the Portfolio's prospectus for a more detailed description of the risks of investing in the Portfolio. An investment in the Portfolio is not a deposit of a bank and is not insured or guaranteed by the Federal Deposit Insurance Corporation or any other government agency.

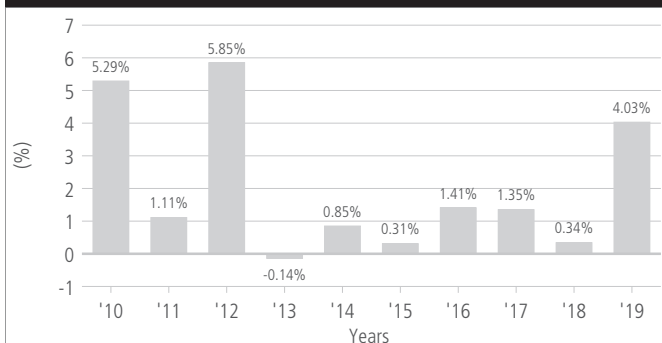
Performance Information

The performance information shows summary performance information for the Portfolio in a bar chart and an Average Annual Total Returns table. The information provides some indication of the risks of investing in the Portfolio by showing changes in its performance from year to year and by showing how the Portfolio's average annual returns compare with the returns of a broad-based securities market index. The Portfolio's performance information reflects applicable fee waivers and/or expense limitations in effect during the periods presented. Absent such fee waivers and/or expense limitations, if any, performance would have been lower. Performance shown does not reflect any charges or expenses imposed by an insurance company and, if it did, performance shown would be lower. The bar chart and the table show performance of the Portfolio's Administrative Class shares. *The Portfolio's past performance is not necessarily an indication of how the Portfolio will perform in the future.*

The ICE BofAML 1-3 Year U.S. Treasury Index is an unmanaged index comprised of U.S. Treasury securities, other than inflation-protection securities and STRIPS, with at least \$1 billion in outstanding face value and a remaining term to final maturity of at least one year and less than three years.

Performance for the Portfolio is updated daily and monthly and may be obtained as follows: daily updates on the net asset value may be obtained by calling 1-888-87-PIMCO and monthly performance may be obtained at www.pimco.com/pvit.

Calendar Year Total Returns — Administrative Class*



*For the periods shown in the bar chart, the highest quarterly return was 2.24% in the Q3 2012, and the lowest quarterly return was -1.89% in the Q2 2013.

Average Annual Total Returns (for periods ended 12/31/19)

	1 Year	5 Years	10 Years
Administrative Class Return	4.03%	1.48%	2.02%
ICE BofAML 1-3 Year U.S. Treasury Index (reflects no deductions for fees, expenses or taxes)	3.55%	1.39%	1.22%

Investment Adviser/Portfolio Manager



PIMCO serves as the investment adviser for the Portfolio. The Portfolio's portfolio is jointly and primarily managed by Scott Mather and Jerome Schneider. Mr. Mather is CIO U.S. Core Strategies and a Managing Director of PIMCO. Mr. Schneider is a Managing Director of PIMCO. Messrs. Mather and Schneider have jointly and primarily managed the Portfolio since September 2014.

Purchase and Sale of Portfolio Shares

Shares of the Portfolio currently are sold to segregated asset accounts ("Separate Accounts") of insurance companies that fund variable annuity contracts and variable life insurance policies ("Variable Contracts") and other funds that serve as underlying investment options for Variable Contracts (i.e., variable insurance funds). Investors do not deal directly with the Portfolio to purchase and redeem shares. Please refer to the prospectus for the Separate Account for information on the allocation of premiums and on transfers of accumulated value among sub-accounts of the Separate Account.

Tax Information

The shareholders of the Portfolio are the insurance companies offering the variable products or other variable insurance funds. Please refer to the prospectus for the Separate Account and the Variable Contract for information regarding the federal income tax treatment of distributions to the Separate Account.

PIMCO Low Duration Portfolio

Payments to Insurance Companies and Other Financial Intermediaries

The Portfolio and/or its related companies (including PIMCO) may pay the insurance company and other intermediaries for the sale of the Portfolio and/or other services. These payments may create a conflict of interest by influencing the insurance company or intermediary and your salesperson to recommend a Variable Contract and the Portfolio over another investment. Ask your insurance company or salesperson or visit your financial intermediary's Web site for more information.

P I M C O

PVIT0340S_043020

[THIS PAGE INTENTIONALLY LEFT BLANK]

**Zurich American Life
Insurance Company**

Service Center
PO BOX 19097
Greenville, SC 29602-9097

This prospectus does not constitute an offer to sell or a solicitation of an offer to buy securities in any state to any person to whom it is not lawful to make such an offer in such state.

This booklet includes the prospectuses for the underlying portfolios.

Scudder DestinationsSM Annuity and Farmers[®] VA I, each a variable, fixed and market value-adjusted deferred annuity contract (policy form series L-8166 and L-1550), are issued by Zurich American Life Insurance Company, administrative office: 2000 Wade Hampton Blvd., Greenville, SC 29615-1064. Securities are distributed by BFP Securities, LLC, 6 City Place, Suite 400, St. Louis, MO 63141. May not be available in all states. The contract contains limitations and policy forms may vary by state.

<p>NOT FDIC/NCUA INSURED MAY LOSE VALUE NO BANK GUARANTEE NOT A DEPOSIT NOT INSURED BY ANY FEDERAL GOVERNMENT AGENCY</p>
